



**Other Funds & Capital Improvement**  
**FY 2024 May 1, 2023 - April 30, 2024**

**ADOPTED**

City of Bloomington, Illinois  
109 E. Olive Street, Bloomington, IL 61701  
[www.cityblm.org](http://www.cityblm.org)

Photos & Cover  
Compiled by City Staff Members, 2023

# What's Inside...



## Special Revenue Funds.....5

### Fund Summaries

Includes summary information about the departments or divisions included, summaries of revenues, expenditures, and projected changes in fund balance.

Motor Fuel Tax Fund.....	6
Board of Elections Commissioners Fund.....	10
Drug Enforcement Fund.....	14
Community Development Block Grant Fund.....	17
IHDA Fund.....	24
Library Fund.....	27
Park Dedication Fund.....	37
Empire St Corridor TIF Fund.....	41
Downtown Southwest Redevelopment TIF Fund.....	45
Downtown East Washington Redevelopment TIF Fund.....	49

## Debt Service Funds.....53

### Fund Summaries

Includes summary information about the departments or divisions included, summaries of revenues, expenditures, and projected changes in fund balance.

Debt Service Funds.....	54
Bond Debt Per Capita Comparison.....	65
Bond Payment Schedule by Issue.....	66
Bond Payment Schedule by Fund.....	67
General Bond & Interest Fund.....	69
Arena Bond Redemption Fund.....	71
Multi-Project Bond Fund.....	73

## Capital Project Funds.....75

### Fund Summaries

Includes summary information about Fund, what departments or divisions included, summaries of revenues, expenditures, and projected changes in fund balance.

Capital Improvement Fund.....	76
Capital Improvement (Asphalt & Concrete) Fund.....	82

## Capital Equipment Fund.....85

Includes details of machinery, equipment & vehicles adopted for fiscal year 2024 and if the purchase will be made with cash or as part of a capital lease.

Capital Lease Fund.....	86
General Fund Capital Equipment FY 2024.....	93
Non-General Fund Capital Equipment FY 2024.....	98
General Fund Capital Equipment FY 2025.....	100
Non-General Fund Capital Equipment FY 2025.....	103
General Fund Capital Equipment FY 2026.....	104
Non-General Fund Capital Equipment FY 2026.....	106
General Fund Capital Equipment FY 2027.....	107
Non-General Fund Capital Equipment FY 2027.....	109
General Fund Capital Equipment FY 2028.....	110
Non-General Fund Capital Equipment FY 2028.....	112

## Enterprise Funds.....113

### Fund Summaries

Includes summary information about the departments or divisions included, summaries of revenues, expenditures, and projected changes in fund balance.

Water Fund.....	114
Sanitary Sewer Fund.....	143
Storm Water Management Fund.....	150
Solid Waste Fund.....	157
Abraham Lincoln Parking Facility Fund.....	164
Golf Operations Fund.....	170
Bloomington Arena Fund.....	186

## Internal Service Funds.....199

### Fund Summaries

Includes summary information about the departments or divisions included, summaries of revenues, expenditures, and projected changes in fund balance.

Casualty Insurance Fund.....	200
Employee Health Insurance Fund.....	204
Retiree Health Insurance Fund.....	211

## Fiduciary Funds.....219

### Fund Summaries

Includes summary information about the departments included, summaries of revenues, expenditures, and projected changes in fund balance.

John M. Scott Trust Fund.....	220
-------------------------------	-----

# What's Inside...



## **Capital Improvement Program.....225**

### **Fund Summaries**

Includes summary information about the capital projects for each Fund within the City, included, summaries of each project and a breakdown of projects per Fund.

FY 2024 Capital Improvement Summary.....	226
FY 2024 Proposed Capital Projects (All Funds) ..	227

## **Motor Fuel Tax Fund Capital Projects...231**

FY 2024 Capital Improvement Summary for Motor Fuel Tax Fund.....	232
---	-----

## **Capital Improvement Fund Capital Projects.....241**

FY 2024 Capital Improvement Summary for Capital Improvement Fund.....	242
--	-----

## **Capital Improvement (Asphalt & Concrete) Fund Capital Project.....275**

FY 2024 Capital Improvement Summary for Capital Improvement (Asphalt & Concrete) Fund.....	276
--	-----

## **Water Fund Capital Projects.....281**

FY 2024 Capital Improvement Summary for Water Fund.....	282
--	-----

## **Sanitary Sewer Fund Capital Projects...299**

FY 2024 Capital Improvement Summary for Sanitary Sewer Fund.....	300
---	-----

## **Storm Water Fund Capital Projects.....309**

FY 2024 Capital Improvement Summary for Storm Water Fund.....	310
--	-----

## **Solid Waste Fund Capital Projects.....315**

FY 2024 Capital Improvement Summary for Solid Waste Fund.....	316
--	-----

## **Abraham Lincoln Parking Deck Fund Capital Projects.....319**

FY 2024 Capital Improvement Summary for Abraham Lincoln Parking Deck Fund.....	320
---	-----

## **Golf Fund Capital Projects.....323**

FY 2024 Capital Improvement Summary for Golf Fund.....	324
---	-----

## **Arena Fund Capital Projects.....329**

FY 2024 Capital Improvement Summary for Arena Fund.....	330
--	-----

## **Capital Improvement Program-Future Years.....333**

### **Fund Summaries**

Includes summary information about the capital projects for each Fund within the City, included, summaries of each project and a breakdown of projects per Fund.

FY 2025 Capital Improvement Summary.....	334
--	-----

FY 2025 Proposed Capital Projects (All Funds).....	335
--	-----

FY 2026 Capital Improvement Summary.....	338
--	-----

FY 2026 Proposed Capital Projects (All Funds).....	339
--	-----

FY 2027 Capital Improvement Summary.....	343
--	-----

FY 2027 Proposed Capital Projects (All Funds). ...	344
--	-----

FY 2028 Capital Improvement Summary.....	347
--	-----

FY 2028 Proposed Capital Projects (All Funds).....	348
--	-----

## **Appendix.....351**

Budget Glossary.....	352
----------------------	-----

# SPECIAL REVENUE FUNDS



## SPECIAL REVENUE FUNDS

**20300300 Motor Fuel Tax**

**20700700 Board of Elections**

**20900900 Drug Enforcement**

20900910 DARE

20900920 DUI Enforcement

20900930 Marijuana Leaf Testing

20900940 Federal Drug Enforcement

20900950 Project Safe Neighborhood

20900960 Cyber Crime

**22402410 Community Development Administration**

22402430 Community Development Rehabilitation

22402440 Community Development Capital Improvement

22402450 Community Development Community Service

22402460 Community Development Continuum of Care

22402470 Community Development Lead Abatement

22402480 Community Development Healthy Homes

**22502520 Illinois Housing Development Authority (IHDA)**

**23103100 Library Maintenance & Operations**

23203200 Library Fixed Assets

**24104100 Park Dedication**

**25105100 Empire Street Corridor TIF**

**25205200 Downtown-Southwest Corridor TIF**

**25305300 Downtown-East Washington Corridor TIF**

# MOTOR FUEL TAX 2030



## Purpose

Illinois Motor Fuel Tax (MFT) is levied at fueling stations. Each time someone purchases fuel in Illinois, a portion of the sales tax goes to the State of Illinois for distribution into the Motor Fuel Tax program. Illinois has imposed a motor fuel use tax since October 1, 1977. The tax is disbursed by the Illinois Department of Transportation.

MFT funds tend to be allocated to large projects, such as bridges and intersections, for two main reasons:

1. The money carries over from year to year, so that money can be banked and saved to fund major construction.
2. The State of Illinois has rigorous standards, including documentation requirements that far surpass requirements for locally-funded work. From an efficiency standpoint, it makes no sense to use MFT for many small projects, due to the intense amount of documentation.

The MFT Fund also includes funding from the Rebuild Illinois Bond Grant, which is a five-year investment from the state to fund local projects.

Local Motor Fuel Tax (LMFT): The City imposes a LMFT of 8 cents per gallon under home rule authority. The LMFT does not have the administrative requirements and is typically contained within the Street Maintenance narrative. The LMFT is authorized by City Municipal Code, Chapter 39, Article XVIII.

## Authorization

Statutory regulations for the Motor Fuel Tax Fund may be reviewed in the Illinois Compiled Statutes 35 ILCS 505/13a.

## What are the Illinois Motor Fuel Tax Rates?

From July 1, 2022, through December 31, 2022, Illinois' motor fuel tax rates are as follows:

- o gasoline/gasohol – \$0.392 per gallon
- o diesel fuel – \$0.467 per gallon
- o liquefied petroleum gas (LPG) – \$0.467 per gallon
- o liquefied natural gas (LNG) – \$0.467 per gallon
- o compressed natural gas (CNG) – \$0.392 per gallon

## How Can MFT Funds Be Used?

In general, Motor Fuel Tax (MFT) Funds can be used for the following items, assuming that IDOT requirements are met:

- Construction and maintenance of any municipal street designated as a part of the federal aid primary, or the federal aid urban system of streets within the municipality
- The construction and maintenance of municipal streets and alleys as is designated by the corporate authorities and approved by IDOT
- The construction, maintenance or repair of sidewalks in the municipality

- The payment of engineering costs in connection with all work described in this Division of this code. The municipality may contract for such services with a professional engineer.

### **FY 2024 Budget & Program Highlights**

- Improve and widen of Fox Creek Road, from Danbury Drive to Beich Road, and the bridge over the Union Pacific Railroad by combining approximately \$9.7 million in MFT funds with approximately \$2 million in Grade Crossing Protection Funds.
- Partner with the McLean County Regional Planning Commission and the State of Illinois for the funding of the extension of Hamilton Road, from Bunn Street to Morrissey Drive, using Surface Transportation - Urban funding and MFT.
- Pay for a portion of electricity for street lighting.

### **What We Accomplished in FY 2023**

- Paid for a portion electricity for street lighting.
- Continued to make progress on the project to improve and widen Fox Creek Road, from Danbury Drive to Beich Road.
- Continued to make progress on the project to extend Hamilton Road, from Bunn Street to Morrissey Drive.
- Selected an engineering consultant and began design of Cottage Avenue Bridge Replacement project.

### **Budgetary Fund Balance**

<b>Motor Fuel Tax Fund</b>	<b>FY 2022 (audited)</b>	<b>FY 2023 (Projected)</b>	<b>FY 2024 (Projected)</b>
<b>Budgetary Fund Balance</b>	\$20,766,561	\$21,517,336	\$18,943



CITY OF BLOOMINGTON, IL  
 NEXT YEAR / CURRENT YEAR BUDGET ANALYSIS

PROJECTION: 20244 FY 2024 BUDGET MASTER LEVEL 4

ACCOUNTS FOR:

Motor Fuel Tax	2022 ACTUAL	2023 ORIG BUD	2023 REVISED BUD	2023 ACTUAL	2023 PROJECTION	2024 ADOPTED	PCT CHANGE
20300300 40000 Use Fund B	.00	-19,373,764.46	-19,373,764.46	.00	.00	-21,498,393.00	11.0%
20300300 53030 MFT	-3,054,036.71	-3,000,000.00	-3,000,000.00	-2,407,264.31	-3,000,000.00	-3,000,000.00	.0%
20300300 53030 40700 MFT	.00	.00	.00	.00	.00	.00	.0%
20300300 53310 St of IL	-489,498.69	-39,545.13	-39,545.13	-108,878.85	-53,891.00	.00	-100.0%
20300300 53310 40700 St of IL	-1,682,966.82	-841,483.41	-841,483.41	-841,483.41	-841,483.41	.00	-100.0%
20300300 56010 Int Income	-18,866.23	-5,000.00	-5,000.00	-382,985.71	-500,000.00	-250,000.00	4900.0%
20300300 56010 40700 Int Income	.00	.00	.00	.00	.00	.00	.0%
20300300 57320 POwn Contr	.00	.00	.00	-24,669.51	-31,381.26	.00	.0%
20300300 57490 Othr Reimb	.00	-1,945,207.00	-1,945,207.00	.00	.00	-1,945,207.00	.0%
20300300 57985 Cash ShOvr	.00	.00	.00	.00	.00	.00	.0%
20300300 70050 Eng Sv	.00	.00	.00	.00	.00	.00	.0%
20300300 70051 A&E Cap	.00	1,395,000.00	1,395,000.00	.00	729,418.00	1,090,000.00	-21.9%
20300300 70051 40700 A&E Cap	.00	.00	.00	.00	.00	.00	.0%
20300300 70093 Bank Fees	.00	.00	.00	.00	.00	.00	.0%
20300300 71320 Electricity	500,000.00	500,000.00	500,000.00	500,000.00	500,000.00	500,000.00	.0%
20300300 72510 Land	239,530.00	280,000.00	280,000.00	144,166.00	150,000.00	200,000.00	-28.6%
20300300 72510 40700 Land	.00	.00	.00	.00	.00	.00	.0%
20300300 72530 St Const	.00	17,981,099.00	17,981,099.00	21,562.50	2,296,563.00	19,854,699.00	10.4%
20300300 72530 40700 St Const	.00	5,048,901.00	5,048,901.00	.00	.00	5,048,901.00	.0%
20300300 72560 Sdwk Const	.00	.00	.00	.00	.00	.00	.0%
20300300 72560 40700 Sdwk Const	.00	.00	.00	.00	.00	.00	.0%
20300300 72900 UnfndCapAd	.00	.00	.00	.00	.00	.00	.0%
20300300 79196 ContrbttoFB	.00	.00	.00	.00	750,774.67	.00	.0%
TOTAL Motor Fuel Tax	-4,505,838.45	.00	.00	-3,099,553.29	.00	.00	.0%
TOTAL REVENUE	-5,245,368.45	-25,205,000.00	-25,205,000.00	-3,765,281.79	-4,426,755.67	-26,693,600.00	.0%
TOTAL EXPENSE	739,530.00	25,205,000.00	25,205,000.00	665,728.50	4,426,755.67	26,693,600.00	.0%
GRAND TOTAL	-4,505,838.45	.00	.00	-3,099,553.29	.00	.00	.0%







CITY OF BLOOMINGTON, IL  
PROJECTION 20245 / BUDGET ENTRY FUTURE YRS REPORT

ORG	OBJECT PROJ	DESC	2025	2026	2027	2028
20300300 Motor Fuel Tax						
<a href="#">20300300 40000</a>		Use Fund B	.00	.00	-975,000.00	.00
<a href="#">20300300 53030</a>		MFT	-3,000,000.00	-3,000,000.00	-3,000,000.00	-3,000,000.00
<a href="#">20300300 56010</a>		Int Income	-25,000.00	-25,000.00	-25,000.00	-25,000.00
<a href="#">20300300 57490</a>		Othr Reimb	.00	.00	.00	.00
<a href="#">20300300 70051</a>		A&E Cap	.00	.00	.00	.00
<a href="#">20300300 71320</a>		Electricity	500,000.00	500,000.00	500,000.00	500,000.00
<a href="#">20300300 72510</a>		Land	.00	.00	.00	.00
<a href="#">20300300 72530</a>		St Const	1,600,000.00	1,000,000.00	3,500,000.00	.00
<a href="#">20300300 72530 40700</a>		St Const	.00	.00	.00	.00
<a href="#">20300300 79196</a>		ContribtoFB	925,000.00	1,525,000.00	.00	2,525,000.00
TOTAL Motor Fuel Tax			.00	.00	.00	.00
TOTAL REVENUE			-3,025,000.00	-3,025,000.00	-4,000,000.00	-3,025,000.00
TOTAL EXPENSE			3,025,000.00	3,025,000.00	4,000,000.00	3,025,000.00
GRAND TOTAL			.00	.00	.00	.00



# BOARD OF ELECTION COMMISSIONERS 2070



## Purpose

In accordance with Illinois law, a Board of Election Commissioners was created to oversee local elections, to ensure propriety.

## Authorization

Article II.--Election Commissioners and their Duties

- Section I. In every city, village and incorporated town so adopting this act there shall be created a board of election commissioners, which shall be composed of three members, each of whom shall be designated as an election commissioner and shall be appointed by the county court in the county in which such city, village or incorporated town shall be located. And such appointment shall be entered of record in such court, and, when qualified, such commissioner shall be an officer of such court. The first appointment of such commissioners shall be within sixty days after the adoption of this act, and those first appointed shall hold their office for the period of one, two and three years respectively, and the judge appointing them shall designate the term for which each one shall hold his office, whether for one, two or three years. If the office of either commissioner shall become vacant, it shall thereupon be the duty of such county court to appoint a successor for such unexpired term; after the expiration of the term for which each commissioner is appointed, such court shall, in the same way, nominate and appoint a successor, who shall hold his office for the period of three years, and until his successor is appointed.
- Information gathered indicates that this portion of the election law was enacted due to rapid growth of cities at the time and use of political influence.
- Per a past intergovernmental agreement, the City maintains the financial system (receivables and payables) for the Board of Election Commissioners.
- Cost per election vary depending on the type of election and can financially and operationally impacted by changes to the Election Code of Illinois by the General Assembly.

## Timeframe for Elections

- General Elections are held to elect County, State and Federal officials. These elections typically see a higher voter turnout and a higher cost.
- General Primary elections are held the third Tuesday of March in even numbered years.
- General Elections are held on the first Tuesday after the first Monday in November in even numbered years.
- Consolidated Elections are held to elect School, City, and Township officials. Consolidated elections generally have a lower voter turnout than general election and often it is not necessary to have a Primary Election for the Consolidated Election
- Consolidated Primary elections are held on the last Tuesday in February in odd numbered years.

- Consolidated Elections are held on the first Tuesday in April of odd numbered years, unless that date falls during Passover, in which case the elections are held on the first Tuesday following the last day of Passover.

## Funding Source

McLean County and State and Federal Election Grants

## Budgetary Fund Balance

Board of Elections	FY 2022 (audited)	FY 2023 (Projected)	FY 2024 (Projected)
<b>Budgetary Fund Balance</b>	\$973,732	\$615,343	\$565,408

## Fun Facts

The website for the City of Bloomington Board of Election Commissioners is <https://bloomingtonelectionsil.gov>.



CITY OF BLOOMINGTON, IL  
 NEXT YEAR / CURRENT YEAR BUDGET ANALYSIS

PROJECTION: 20244 FY 2024 BUDGET MASTER LEVEL 4

ACCOUNTS FOR:

Board of Elections	2022 ACTUAL	2023 ORIG BUD	2023 REVISED BUD	2023 ACTUAL	2023 PROJECTION	2024 ADOPTED	PCT CHANGE
20700700 40000 Use Fund B	.00	-680,949.21	-680,949.21	.00	-358,389.00	-49,935.00	-92.7%
20700700 53110 Fed Grants	-18,657.00	.00	.00	.00	-25,000.00	-25,000.00	.0%
20700700 53120 St Grants	-49,526.00	.00	.00	-10.84	.00	.00	.0%
20700700 53310 St of IL	.00	-50,000.00	-50,000.00	.00	-60,000.00	-65,000.00	30.0%
20700700 53320 McLn Cnty	-496,104.00	-513,560.00	-513,560.00	-256,780.00	-513,560.00	-547,037.00	6.5%
20700700 56010 Int Income	-3,471.89	-1,400.00	-1,400.00	-11,287.13	.00	-1,400.00	.0%
20700700 56110 UR GainLs	.00	-2,103.00	-2,103.00	.00	.00	.00	-100.0%
20700700 61100 Salary FT	42,583.15	74,270.00	74,270.00	54,175.21	74,270.00	80,000.00	7.7%
20700700 61130 Salary SN	6,679.75	191,806.25	191,806.25	75,733.88	191,806.00	70,000.00	-63.5%
20700700 61150 Salary OT	.00	5,409.08	5,409.08	1,945.82	5,000.00	3,600.00	-33.4%
20700700 61190 Othr Salry	650.00	.00	.00	1,293.88	.00	.00	.0%
20700700 62100 Dental Enh	406.10	736.00	736.00	368.16	736.00	736.00	.0%
20700700 62109 ENH HMO	8,728.32	27,297.22	27,297.22	.00	27,297.00	27,297.00	.0%
20700700 62110 Group Life	67.20	136.00	136.00	44.80	136.00	136.00	.0%
20700700 62111 Enh Vision	.00	111.00	111.00	8.46	.00	111.00	.0%
20700700 62114 BCBS HSA	5,652.24	.00	.00	12,082.50	.00	.00	.0%
20700700 62120 IMRF	4,716.11	9,211.00	9,211.00	5,323.87	9,211.00	9,211.00	.0%
20700700 62130 FICA	2,921.50	4,288.00	4,288.00	3,463.90	4,288.00	4,288.00	.0%
20700700 62140 Medicare	683.26	1,022.00	1,022.00	810.09	1,022.00	1,022.00	.0%
20700700 70420 Rentals	200.00	96,970.00	96,970.00	44,063.07	66,000.00	66,000.00	-31.9%
20700700 70610 Advertise	1,729.95	18,750.00	18,750.00	7,840.80	18,750.00	18,750.00	.0%
20700700 70611 PrintBind	2,212.73	95,678.67	95,678.67	26,664.03	95,679.00	65,000.00	-32.1%
20700700 70630 Travel	.00	14,303.75	14,303.75	.00	.00	5,000.00	-65.0%
20700700 70631 Dues	1,175.00	2,081.00	2,081.00	.00	.00	2,500.00	20.1%
20700700 70690 Purch Serv	56,743.15	188,573.75	188,573.75	85,109.29	110,000.00	90,000.00	-52.3%
20700700 70790 Other Ins	.00	4,221.00	4,221.00	.00	.00	4,221.00	.0%
20700700 71010 Off Supp	15,250.97	50,753.59	50,753.59	48,640.81	50,754.00	25,500.00	-49.8%
20700700 71013 Com Supp	555.43	.00	.00	61,552.81	.00	.00	.0%
20700700 71017 Postage	20,213.69	56,216.34	56,216.34	30,213.01	57,000.00	50,000.00	-11.1%
20700700 71190 Other Supp	137,243.87	273,090.75	273,090.75	6,524.64	175,000.00	150,000.00	-45.1%
20700700 71340 Telecom	4,655.23	16,086.81	16,086.81	1,194.06	40,000.00	10,000.00	-37.8%
20700700 72120 CO Comp Eq	.00	117,000.00	117,000.00	12,549.75	30,000.00	5,000.00	-95.7%
20700700 75020 To McCnty	100,000.00	.00	.00	.00	.00	.00	.0%
TOTAL Board of Elections	-154,691.24	.00	.00	211,524.87	.00	.00	.0%
TOTAL REVENUE	-567,758.89	-1,248,012.21	-1,248,012.21	-268,077.97	-956,949.00	-688,372.00	.0%
TOTAL EXPENSE	413,067.65	1,248,012.21	1,248,012.21	479,602.84	956,949.00	688,372.00	.0%
GRAND TOTAL	-154,691.24	.00	.00	211,524.87	.00	.00	.0%

12





CITY OF BLOOMINGTON, IL  
 PROJECTION 20245 / BUDGET ENTRY FUTURE YRS REPORT

ORG	OBJECT PROJ	DESC	2025	2026	2027	2028
20700700 Board of Elections						
<a href="#">20700700</a>	<a href="#">40000</a>	Use Fund B	-68,662.00	-5,621.00	-32,600.00	.00
<a href="#">20700700</a>	<a href="#">53110</a>	Fed Grants	-25,000.00	-25,000.00	-25,000.00	-25,000.00
<a href="#">20700700</a>	<a href="#">53310</a>	St of IL	-70,000.00	-65,000.00	-70,000.00	-65,000.00
<a href="#">20700700</a>	<a href="#">53320</a>	McLn Cnty	-577,000.00	-603,000.00	-633,000.00	-666,000.00
<a href="#">20700700</a>	<a href="#">56010</a>	Int Income	-1,400.00	-1,400.00	-1,400.00	-1,400.00
<a href="#">20700700</a>	<a href="#">61100</a>	Salary FT	85,000.00	90,000.00	95,000.00	100,000.00
<a href="#">20700700</a>	<a href="#">61130</a>	Salary SN	120,000.00	70,000.00	120,000.00	70,000.00
<a href="#">20700700</a>	<a href="#">61150</a>	Salary OT	3,600.00	3,600.00	3,600.00	5,000.00
<a href="#">20700700</a>	<a href="#">62100</a>	Dental Enh	751.00	766.00	781.00	797.00
<a href="#">20700700</a>	<a href="#">62109</a>	ENH HMO	27,843.00	28,400.00	28,968.00	29,547.00
<a href="#">20700700</a>	<a href="#">62110</a>	Group Life	139.00	141.00	144.00	147.00
<a href="#">20700700</a>	<a href="#">62111</a>	Enh Vision	113.00	115.00	118.00	120.00
<a href="#">20700700</a>	<a href="#">62120</a>	IMRF	9,395.00	9,583.00	9,775.00	9,970.00
<a href="#">20700700</a>	<a href="#">62130</a>	FICA	4,374.00	4,461.00	4,550.00	4,641.00
<a href="#">20700700</a>	<a href="#">62140</a>	Medicare	1,042.00	1,063.00	1,085.00	1,106.00
<a href="#">20700700</a>	<a href="#">70420</a>	Rentals	66,000.00	66,000.00	66,000.00	66,000.00
<a href="#">20700700</a>	<a href="#">70610</a>	Advertise	17,000.00	19,000.00	20,000.00	21,000.00
<a href="#">20700700</a>	<a href="#">70611</a>	PrintBind	65,000.00	65,000.00	65,000.00	65,000.00
<a href="#">20700700</a>	<a href="#">70630</a>	Travel	5,000.00	5,000.00	5,000.00	5,000.00
<a href="#">20700700</a>	<a href="#">70631</a>	Dues	2,500.00	2,500.00	2,500.00	2,500.00
<a href="#">20700700</a>	<a href="#">70690</a>	Purch Serv	90,000.00	90,000.00	90,000.00	90,000.00
<a href="#">20700700</a>	<a href="#">70790</a>	Other Ins	4,305.00	4,392.00	4,479.00	4,569.00
<a href="#">20700700</a>	<a href="#">71010</a>	Off Supp	25,000.00	25,000.00	25,000.00	25,000.00
<a href="#">20700700</a>	<a href="#">71017</a>	Postage	50,000.00	50,000.00	55,000.00	60,000.00
<a href="#">20700700</a>	<a href="#">71190</a>	Other Supp	150,000.00	150,000.00	150,000.00	150,000.00
<a href="#">20700700</a>	<a href="#">71340</a>	Telecom	10,000.00	10,000.00	10,000.00	10,000.00
<a href="#">20700700</a>	<a href="#">72120</a>	CO Comp Eq	5,000.00	5,000.00	5,000.00	5,000.00
<a href="#">20700700</a>	<a href="#">79196</a>	ContrbtoFB	.00	.00	.00	32,003.00
TOTAL Board of Elections			.00	.00	.00	.00
TOTAL REVENUE			-742,062.00	-700,021.00	-762,000.00	-757,400.00
TOTAL EXPENSE			742,062.00	700,021.00	762,000.00	757,400.00
GRAND TOTAL			.00	.00	.00	.00



13

# DRUG ENFORCEMENT 2090



## Purpose

The Drug Enforcement Fund is a special Revenue Fund of the City. This fund accounts for the revenue and expenditures related to the Police Department's drug enforcement seizures. This account is composed of 3 sub-accounts which track activities in each function.

## What Accounts Make Up the Drug Enforcement Fund?

- DUI Enforcement - This function accounts for associated court fines obtained by the City through DUI Enforcement. The funds are used to offset direct expenditures related to DUI Enforcement by the Police Department.
- Marijuana Leaf Testing - This function accounts for associated court fines obtained by the City through prosecution of Marijuana possession. These funds must be used directly by the Police Department for law enforcement purposes related to drug possession.
- Federal/State Drug Enforcement Program - This function accounts for funds obtained through the Federal Asset Forfeiture Program, which distributes a percentage of monies/assets legally seized for drug offenses. These funds must be used directly by the Police Department for designated law enforcement purposes.

## Budgetary Fund Balance

Drug Enforcement Fund	FY 2022 (audited)	FY 2023 (Projected)	FY 2024 (Projected)
<b>Budgetary Fund Balance</b>	\$1,205,329	\$1,143,579	\$1,025,629



CITY OF BLOOMINGTON, IL  
 NEXT YEAR / CURRENT YEAR BUDGET ANALYSIS

PROJECTION: 20244 FY 2024 BUDGET MASTER LEVEL 4

ACCOUNTS FOR:

Drug Enforcement	2022 ACTUAL	2023 ORIG BUD	2023 REVISED BUD	2023 ACTUAL	2023 PROJECTION	2024 ADOPTED	PCT CHANGE
20900900 40000 Use Fund B	.00	-107,750.00	-107,750.00	.00	-61,750.00	-117,950.00	9.5%
20900900 55890 Othr Fines	-94,755.83	-100,000.00	-100,000.00	-39,135.15	-65,000.00	-70,000.00	-30.0%
20900900 70510 RepMaint B	.00	5,000.00	5,000.00	.00	5,000.00	5,000.00	.0%
20900900 70520 RepMaint V	.00	3,000.00	3,000.00	.00	3,000.00	3,000.00	.0%
20900900 70530 RepMaint O	.00	2,500.00	2,500.00	.00	2,500.00	2,500.00	.0%
20900900 70631 Dues	.00	2,000.00	2,000.00	.00	2,000.00	2,000.00	.0%
20900900 70632 Pro Develp	5,155.30	34,000.00	34,000.00	3,655.96	34,000.00	45,000.00	32.4%
20900900 70632 33000 Pro Develp	.00	46,000.00	46,000.00	.00	30,000.00	30,000.00	-34.8%
20900900 70690 Purch Serv	.00	1,750.00	1,750.00	2,963.00	1,750.00	1,750.00	.0%
20900900 71010 Off Supp	.00	2,000.00	2,000.00	.00	2,000.00	2,000.00	.0%
20900900 71190 Other Supp	3,909.26	77,000.00	77,000.00	.00	12,000.00	21,200.00	-72.5%
20900900 71190 33000 Other Supp	.00	5,000.00	5,000.00	496.33	5,000.00	5,000.00	.0%
20900900 72130 CO Lcn Veh	.00	30,000.00	30,000.00	.00	30,000.00	30,000.00	.0%
20900900 79050 Invst Exp	10,000.00	35,000.00	35,000.00	.00	35,000.00	35,000.00	.0%
20900900 79990 Othr Exp	2,350.00	5,000.00	5,000.00	1,360.00	5,000.00	5,000.00	.0%
TOTAL Drug Enforcement	-73,341.27	40,500.00	40,500.00	-30,659.86	40,500.00	-500.00	-101.2%
20900920 55040 AscCt Fine	-53,900.81	-40,000.00	-40,000.00	-33,829.41	-40,000.00	-40,000.00	.0%
20900920 70632 Pro Develp	.00	.00	.00	.00	.00	15,000.00	.0%
20900920 71010 Off Supp	.00	.00	.00	.00	.00	20,000.00	.0%
20900920 71190 Other Supp	.00	.00	.00	.00	.00	6,000.00	.0%
TOTAL DUI Enforcement	-53,900.81	-40,000.00	-40,000.00	-33,829.41	-40,000.00	1,000.00	-102.5%
20900930 55040 AscCt Fine	-195.38	-500.00	-500.00	-90.00	-500.00	-500.00	.0%
TOTAL Marijuana Leaf Testing	-195.38	-500.00	-500.00	-90.00	-500.00	-500.00	.0%
TOTAL REVENUE	-148,852.02	-248,250.00	-248,250.00	-73,054.56	-167,250.00	-228,450.00	.0%
TOTAL EXPENSE	21,414.56	248,250.00	248,250.00	8,475.29	167,250.00	228,450.00	.0%
GRAND TOTAL	-127,437.46	.00	.00	-64,579.27	.00	.00	.0%

15





CITY OF BLOOMINGTON, IL  
 PROJECTION 20245 / BUDGET ENTRY FUTURE YRS REPORT

ORG	OBJECT PROJ	DESC	2025	2026	2027	2028
20900900 Drug Enforcement						
<a href="#">20900900</a>	<a href="#">40000</a>	Use Fund B	-115,450.00	-123,250.00	-117,250.00	-122,250.00
<a href="#">20900900</a>	<a href="#">55890</a>	Othr Fines	-60,000.00	-60,000.00	-60,000.00	-60,000.00
<a href="#">20900900</a>	<a href="#">70510</a>	RepMaint B	5,000.00	5,000.00	5,000.00	5,000.00
<a href="#">20900900</a>	<a href="#">70520</a>	RepMaint V	3,000.00	3,000.00	3,000.00	3,000.00
<a href="#">20900900</a>	<a href="#">70530</a>	RepMaint O	2,500.00	2,500.00	2,500.00	2,500.00
<a href="#">20900900</a>	<a href="#">70631</a>	Dues	2,000.00	2,000.00	2,000.00	2,000.00
<a href="#">20900900</a>	<a href="#">70632</a>	Pro Develop	39,000.00	46,000.00	40,000.00	46,000.00
<a href="#">20900900</a>	<a href="#">70632</a> <a href="#">33000</a>	Pro Develop	40,000.00	40,000.00	40,000.00	40,000.00
<a href="#">20900900</a>	<a href="#">70690</a>	Purch Serv	1,750.00	1,750.00	1,750.00	1,750.00
<a href="#">20900900</a>	<a href="#">71010</a>	Off Supp	2,000.00	2,000.00	2,000.00	2,000.00
<a href="#">20900900</a>	<a href="#">71190</a>	Other Supp	13,200.00	14,000.00	14,000.00	13,000.00
<a href="#">20900900</a>	<a href="#">71190</a> <a href="#">33000</a>	Other Supp	5,000.00	5,000.00	5,000.00	5,000.00
<a href="#">20900900</a>	<a href="#">72130</a>	CO Lcn Veh	30,000.00	30,000.00	30,000.00	30,000.00
<a href="#">20900900</a>	<a href="#">79050</a>	Invst Exp	35,000.00	35,000.00	35,000.00	35,000.00
<a href="#">20900900</a>	<a href="#">79990</a>	Othr Exp	5,000.00	5,000.00	5,000.00	5,000.00
TOTAL Drug Enforcement			8,000.00	8,000.00	8,000.00	8,000.00
20900920 DUI Enforcement						
<a href="#">20900920</a>	<a href="#">55040</a>	AscCt Fine	-40,000.00	-40,000.00	-40,000.00	-40,000.00
<a href="#">20900920</a>	<a href="#">70632</a>	Pro Develop	10,000.00	10,000.00	10,000.00	10,000.00
<a href="#">20900920</a>	<a href="#">71010</a>	Off Supp	20,000.00	20,000.00	20,000.00	20,000.00
<a href="#">20900920</a>	<a href="#">71190</a>	Other Supp	2,000.00	2,000.00	2,000.00	2,000.00
TOTAL DUI Enforcement			-8,000.00	-8,000.00	-8,000.00	-8,000.00
20900930 Marijuana Leaf						
<a href="#">20900930</a>	<a href="#">55040</a>	AscCt Fine	.00	.00	.00	.00
TOTAL Marijuana Leaf			.00	.00	.00	.00
TOTAL Drug Enforcemen			.00	.00	.00	.00
TOTAL REVENUE			-215,450.00	-223,250.00	-217,250.00	-222,250.00
TOTAL EXPENSE			215,450.00	223,250.00	217,250.00	222,250.00
GRAND TOTAL			.00	.00	.00	.00





# COMMUNITY DEVELOPMENT BLOCK GRANT 2240



## Purpose

The Economic and Community Development Department – Community Enhancement Division provides oversight of funds available to the City through the United States Housing and Urban Development Department (HUD), Illinois Housing Development Authority (IHDA), and John M. Scott Health Care Trust. Programs include the HUD Community Development Block Grant (CDBG), HUD Lead Hazard Control program, IHDA Single Family Rehabilitation (SFR) program, and IHDA Strong Communities Program (SCP). Additionally, the Community Enhancement Division oversees the Overhead Sewer Program. The Division manages over 2.5 million dollars in annual funding from the above sources, providing housing, community development programs, and community services to the City's low-to-moderate income residents.

This work is supported by four full-time employees: the Grants Coordinator, Grant Specialist, Rehabilitation Specialist/Inspector III, and the Lead Hazard Control Program Manager. The Community Enhancement Division team members associated with grants provide support for all grant programs, but primary management of programs is carried out by certain staff members. Management of the CDBG and John M. Scott Health Care Trust and Commission is overseen by the Grants Coordinator. The Grant Specialist oversees IHDA programs. The Rehabilitation Specialist manages the Overhead Sewer Program. As the job title indicates, the Lead Hazard Control Program Manager manages the HUD Lead Hazard Control program.

Grant programs mentioned above provide funding for the following community development activities:

- Single-family home rehabilitation projects for low-to-moderate-income households (15-30 projects annually)
- Demolition of properties too distressed for rehabilitation (1-5 structures annually)
- Lead based paint hazard control activities for single-family and multi-unit housing structures
- Public service activities
- Infrastructure Improvements (i.e., sidewalk, curb and gutter replacement, water, and sewer services)
- Public Facility Improvements (building improvements for non-profits)
- Economic opportunities for low- and moderate-income residents
- Health care funding for McLean County organizations

Visit the City's website for a complete list of programs administered by the Community Enhancement Division.

## FY 2024 Funding Level

The US Department of Housing and Urban Development (HUD) generally announces allocation amounts by April even though the Federal fiscal year begins on October 1<sup>st</sup> of the preceding year. Therefore, CDBG entitlement revenues are based on the projected grant allocation and anticipated program income for

the upcoming year. Annual grant allocations are calculated using the average of the last four program year annual allocations. The CDBG revenue projection for FY2024 is \$548,290.75. Program income for the CDBG program is estimated to be \$30,101.00 for FY2024. This amount is based on a financially conservative estimate of program income from previous program years. For FY2024, staff is estimating that \$80,000.75 in un-spent funding from previous program years will be spent as well. This brings the total CDBG FY2024 budget to \$658,391.75.

The Lead Hazard Reduction and Healthy Housing grant covers a period of 42 months, spanning four fiscal years. Staff anticipates an annual budget for FY2024 of \$1,000,000.00.

The City provided fiscal oversight for several Continuum of Care (CoC) grants in previous years. Based on discussions with partner organizations, it was determined the City would transition from providing direct fiscal oversight or be the grantee for CoC programs. Therefore, only limited revenue and expenses are estimated for FY2024 to complete grants awarded in FY2023 that have fiscal years beyond the City's fiscal year. Staff has budgeted \$23,000.00 in revenue and expenses for the CoC CORE grant, which has a fiscal year ending on May 31, 2023. This represents approximately seventeen percent of the grant, which should provide enough cushion to deal with any expenses incurred for that month. Other CoC grants will end before and at the same time as the City's fiscal year.

## **FY 2024 Budget & Program Highlights**

Community Development Block Grant projects planned for FY 2024 include:

- Single-family, owner-occupied housing rehabilitation;
- Demolition of blighted structures;
- Public service activities;
- Job and life skills training for Bloomington's public housing residents and Housing Choice Voucher Program recipients;
- Public infrastructure projects;
- Fair housing activities;
- Community planning activities
- Administration of the CDBG program

Due to program changes, the City will internally manage the HUD Lead Hazard Control program. This program will support lead-based paint hazard control activities for low-to-moderate income community members with children under the age of six. Staff anticipates that 25-35 units will be serviced in FY2024.

## **Funding Source**

One hundred percent of the programs listed are supported by grant funding from HUD. Funding per source is broken down below. All funding amounts for the CDBG program are estimated.

- CDBG (\$658,391.75)
  - \$548,290.75 (HUD's annual entitlement community allocation)
  - \$30,101.60 (Program income)
  - \$80,000.75 (Unspent funds from previous annual entitlement allocations)
- Continuum of Care (\$23,000.00)

Lead Hazard Control Program (\$1,000,000.00).

## What we Accomplished in FY 2023

- Rehabilitation on 15-22 single-family, owner-occupied housing units with CDBG funding.
- Demolition of 1-2 properties that are too distressed for rehabilitation with CDBG funding. Lots will be donated to Habitat for Humanity for the creation of new affordable housing units.
- Continued sidewalk improvements on Bloomington's West Side.
- Manage over \$80,000 in CDBG funding for public services.
- Make HVAC and ADA improvements to facilities owned by Mid-Central Community Action.
- Security upgrades for public housing residents.
- Job training and life skill education for public housing residents.
- Continue to fund and support regional housing planning and fair housing programs.
- Begin work with the Lead Hazard Control program.

## Budgetary Fund Balance

Community Development	FY 2022 (audited)	FY 2023 (Projected)	FY 2024 (Projected)
<b>Budgetary Fund Balance</b>	<b>-\$169,445</b>	<b>-\$169,445</b>	<b>-\$169,445</b>

## Challenges

- The Community Enhancement Division deals with a variety of challenges in the programs managed. Challenges include material and labor shortages for housing rehabilitation work, shortage of contractor participation in housing rehabilitation programs, and continued challenges related to the COVID-19 Pandemic for housing rehabilitation activities.
- Staff is actively working to mitigate these challenges and turn them into opportunities for growth. Many of the challenges listed are due to macroeconomic and public policy issues outside of the scope of City control. Challenges related to contractor capacity and the supply chain will be addressed and potentially mitigated by FY2024.

## Community Development Marketing/Advertising Policy

HUD requires that the City of Bloomington follow an adopted Citizen Participation plan to ensure public involvement in the planning process and use of Community Development Block Grant (CDBG) funds. The participation plan includes proper public notice and hearings to ensure engagement of those affected by its programs, as well as identifying the activities triggering this activity. A copy of the Citizen Participation Plan can be found on the City's website at <https://www.bloomingtonil.gov/government/departments/community-enhancement-division/block-grant/citizen-participation-plan>.

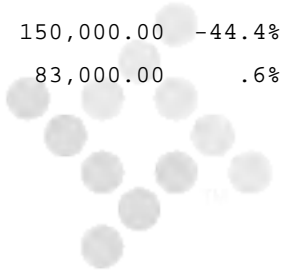


CITY OF BLOOMINGTON, IL  
 NEXT YEAR / CURRENT YEAR BUDGET ANALYSIS

PROJECTION: 20244 FY 2024 BUDGET MASTER LEVEL 4

ACCOUNTS FOR:

CD - Administration & General				2022 ACTUAL	2023 ORIG BUD	2023 REVISED BUD	2023 ACTUAL	2023 PROJECTION	2024 ADOPTED	PCT CHANGE
22402410	53110	50000	Fed Grants	-77,640.85	-71,600.00	-91,300.00	-22,590.99	-91,300.00	-89,000.00	-2.5%
22402410	53110	51000	Fed Grants	-178,864.24	-299,456.00	-401,963.00	-117,752.05	-401,963.00	-306,290.75	-23.8%
22402410	53110	52000	Fed Grants	-57,773.93	-114,919.00	-225,000.00	-108,204.16	-225,000.00	-150,000.00	-33.3%
22402410	53110	53000	Fed Grants	-92,675.88	-185,204.00	-112,500.00	-32,119.62	-112,500.00	-83,000.00	-26.2%
22402410	53110	73000	CARES LMI	-271,011.95	-296,450.00	-296,450.00	.00	.00	.00	-100.0%
22402410	53110	73200	CARESBUS	-32,100.00	-10,000.00	-10,000.00	.00	.00	.00	-100.0%
22402410	53110	73300	Fed Grants	-7,768.64	-7,619.00	-7,619.00	.00	.00	.00	-100.0%
22402410	53110	73400	Fed Grants	-38,258.23	-65,367.00	-65,367.00	.00	.00	.00	-100.0%
22402410	70060	50000	Plng Sv	31,589.57	36,000.00	36,000.00	13,052.04	36,000.00	36,000.00	.0%
22402410	70220	50000	Oth PT Sv	25,000.00	25,000.00	25,000.00	4,024.97	25,000.00	25,000.00	.0%
22402410	70220	73400	Oth PT Sv	12,828.44	.00	.00	.00	.00	.00	.0%
22402410	70530	50000	RepMaint O	514.30	3,600.00	3,600.00	3,600.00	3,600.00	3,600.00	.0%
22402410	70610	50000	Advertise	812.12	2,500.00	2,500.00	249.64	2,000.00	2,000.00	-20.0%
22402410	70631	50000	Dues	940.00	1,000.00	900.00	968.20	968.20	1,000.00	11.1%
22402410	70632	50000	Pro Develop	.00	4,200.00	4,200.00	650.00	4,200.00	3,000.00	-28.6%
22402410	71010	50000	Off Supp	1,925.99	1,000.00	1,000.00	.00	1,000.00	800.00	-20.0%
22402410	71017	50000	Postage	514.28	1,100.00	1,100.00	112.10	650.00	700.00	-36.4%
22402410	89154		To CdeEnfr	14,633.53	.00	.00	.00	.00	.00	.0%
22402410	89154	73400	To CdeEnfr	25,888.35	.00	.00	.00	.00	.00	.0%
TOTAL CD - Administration &				-641,447.14	-976,215.00	-1,135,899.00	-258,009.87	-757,344.80	-556,190.75	-51.0%
22402430	56010	51000	Int Income	-1.14	-1.00	-1.00	-.96	-1.00	-1.00	.0%
22402430	56030	51000	Int Fm Lns	-154.48	-100.00	-100.00	-74.74	-100.00	-100.00	.0%
22402430	57581	51000	Loan Repay	-35,247.71	-30,000.00	-30,000.00	-46,751.56	-30,000.00	-30,000.00	.0%
22402430	70530	51000	RepMaint O	1,817.14	1,800.00	1,800.00	1,800.00	1,800.00	1,800.00	.0%
22402430	70610	51000	Advertise	.00	900.00	900.00	.00	900.00	500.00	-44.4%
22402430	70632	51000	Pro Develop	.00	4,500.00	4,500.00	.00	4,500.00	3,000.00	-33.3%
22402430	70642	51000	Recdg Fee	504.00	800.00	800.00	364.00	800.00	750.00	-6.3%
22402430	70690	51000	Purch Serv	58,948.45	25,000.00	10,400.00	2,087.21	25,000.00	25,000.00	140.4%
22402430	79020	51000	Loans	92,872.00	150,000.00	150,000.00	72,600.00	150,000.00	100,000.00	-33.3%
22402430	79130	51000	Grants	137,168.46	205,000.00	249,064.00	53,453.63	249,064.00	105,341.75	-57.7%
22402430	79135	51000	Mchg Funds	.00	.00	.00	.00	.00	100,000.00	.0%
22402430	89154		To CdeEnfr	.00	16,900.00	16,900.00	.00	16,900.00	16,900.00	.0%
TOTAL CD - Rehabilitation				255,906.72	374,799.00	404,263.00	83,477.58	418,863.00	323,190.75	-20.1%
22402440	70651	52000	Demolition	18,800.00	35,000.00	35,000.00	.00	35,000.00	88,000.00	151.4%
22402440	70690	52000	Purch Serv	1,970.00	6,000.00	6,000.00	.00	6,000.00	12,000.00	100.0%
22402440	72560	52000	Sdwk Const	107,581.90	98,880.00	184,000.00	.00	184,000.00	50,000.00	-72.8%
22402440	72570	52000	Park Const	2,671.18	.00	.00	.00	.00	.00	.0%
22402440	79130	52000	Grants	26,818.58	.00	44,600.00	30,774.67	30,000.00	.00	-100.0%
TOTAL CD - Capital Improveme				157,841.66	139,880.00	269,600.00	30,774.67	255,000.00	150,000.00	-44.4%
22402450	79130	53000	Grants	87,606.25	82,000.00	82,500.00	37,801.18	82,500.00	83,000.00	.6%





CITY OF BLOOMINGTON, IL  
 NEXT YEAR / CURRENT YEAR BUDGET ANALYSIS

PROJECTION: 20244 FY 2024 BUDGET MASTER LEVEL 4

ACCOUNTS FOR:

CD - Community Service	2022 ACTUAL	2023 ORIG BUD	2023 REVISED BUD	2023 ACTUAL	2023 PROJECTION	2024 ADOPTED	PCT CHANGE
22402450 79130 73000 CARESLMI	271,288.86	296,450.00	296,450.00	.00	.00	29,938.55	-89.9%
22402450 79130 73200 CARESBUS	32,100.00	.00	.00	.00	.00	.00	.0%
22402450 79130 73300 Grants	7,619.00	7,619.00	7,619.00	.00	.00	.00	-100.0%
TOTAL CD - Community Service	398,614.11	386,069.00	386,569.00	37,801.18	82,500.00	112,938.55	-70.8%
22402460 53110 54000 Fed Grants	-232,564.93	-260,243.00	-261,683.00	-126,628.24	-260,243.00	-23,000.00	-91.2%
22402460 79130 58000 Grants	83,773.53	95,427.00	95,427.00	27,470.88	95,427.00	.00	-100.0%
22402460 79130 58300 Grants	18,340.00	24,993.00	26,433.00	11,414.00	24,993.00	.00	-100.0%
22402460 79130 58400 Grants	124,024.40	133,396.00	133,396.00	93,848.00	133,396.00	23,000.00	-82.8%
22402460 89154 54000 To CdeEnfo	6,427.00	6,427.00	6,427.00	.00	6,427.00	.00	-100.0%
TOTAL CD - Continuum of Care	.00	.00	.00	6,104.64	.00	.00	.0%
22402470 53110 50000 Fed Grants	-925.49	-29,923.00	-29,923.00	-472.76	-29,923.00	-30,000.00	.3%
22402470 53110 50100 Fed Grants	-15,344.85	.00	.00	.00	.00	.00	.0%
22402470 53110 51000 Fed Grants	-11,850.27	-369,511.00	-369,511.00	-1,702.50	-369,511.00	-880,243.64	138.2%
22402470 70220 50000 Oth PT Sv	.00	1,000.00	1,000.00	.00	1,000.00	1,000.00	.0%
22402470 70220 51000 Oth PT Sv	.00	6,200.00	6,200.00	.00	6,200.00	6,200.00	.0%
22402470 70530 51000 RepMaint O	1,967.14	2,100.00	2,100.00	1,350.00	2,100.00	2,250.00	7.1%
22402470 70610 51000 Advertise	7,716.13	2,000.00	2,000.00	.00	2,000.00	2,000.00	.0%
22402470 70611 50000 PrintBind	.00	.00	.00	.00	.00	3,500.00	.0%
22402470 70611 51000 PrintBind	392.00	1,200.00	1,200.00	352.50	1,200.00	2,000.00	66.7%
22402470 70630 50000 Travel	915.05	6,260.00	6,260.00	962.75	6,260.00	5,000.00	-20.1%
22402470 70632 51000 Pro Develop	1,775.00	.00	1,000.00	.00	.00	.00	-100.0%
22402470 70690 51000 Purch Serv	27,360.00	39,521.00	39,521.00	.00	33,521.00	55,000.00	39.2%
22402470 71010 50000 Off Supp	.00	600.00	600.00	.00	600.00	1,636.36	172.7%
22402470 71017 50000 Postage	10.44	.00	.00	184.44	.00	.00	.0%
22402470 79130 50100 Grants	15,344.85	14,055.00	14,055.00	.00	14,055.00	.00	-100.0%
22402470 79130 51000 Grants	.00	317,618.00	316,618.00	.00	249,132.80	669,212.00	111.4%
22402470 79130 51100 Grants	.00	56,222.00	56,222.00	.00	56,222.00	.00	-100.0%
22402470 79990 51000 Othr Exp	.00	6,000.00	6,000.00	.00	6,000.00	27,250.00	354.2%
22402470 89154 50000 To CdeEnfr	.00	24,780.00	24,780.00	.00	24,780.00	25,000.00	.9%
22402470 89154 51000 To CdeEnfr	.00	46,234.00	46,234.00	.00	46,234.00	82,854.20	79.2%
TOTAL CD - Lead Hazard Contr	27,360.00	124,356.00	124,356.00	674.43	49,870.80	-27,341.08	-122.0%
22402480 53110 50000 HHDD	.00	-97,878.00	-97,878.00	.00	-97,878.00	-119,756.36	22.4%
22402480 53110 52000 HHOTR	-78.00	.00	.00	.00	.00	.00	.0%
22402480 70630 50000 Travel	.00	3,324.00	3,324.00	.00	3,324.00	2,574.55	-22.5%
22402480 70632 52000 Pro Develop	78.00	1,200.00	1,200.00	.00	1,200.00	2,909.10	142.4%
22402480 71190 52000 Other Supp	.00	3,250.00	3,250.00	.00	3,250.00	9,646.06	196.8%
22402480 79130 51100 Grants	.00	41,215.00	41,215.00	.00	41,215.00	102,029.18	147.6%
TOTAL CD - Healthy Homes Gra	.00	-48,889.00	-48,889.00	.00	-48,889.00	-2,597.47	-94.7%
TOTAL REVENUE	-1,052,260.59	-1,838,271.00	-1,999,295.00	-456,297.58	-1,618,419.00	-1,711,391.75	.0%
TOTAL EXPENSE	1,250,535.94	1,838,271.00	1,999,295.00	357,120.21	1,618,419.00	1,711,391.75	.0%
GRAND TOTAL	198,275.35	.00	.00	-99,177.37	.00	.00	.0%

21



CITY OF BLOOMINGTON, IL  
 PROJECTION 20245 / BUDGET ENTRY FUTURE YRS REPORT

ORG	OBJECT PROJ	DESC	2025	2026	2027	2028	
22402410 CD - Administration							
<a href="#">22402410</a>	<a href="#">53110</a>	<a href="#">50000</a>	Fed Grants	-89,000.00	-94,930.00	-94,930.00	-94,930.00
<a href="#">22402410</a>	<a href="#">53110</a>	<a href="#">51000</a>	Fed Grants	-260,949.00	-163,754.00	-163,754.00	-163,754.00
<a href="#">22402410</a>	<a href="#">53110</a>	<a href="#">52000</a>	Fed Grants	-170,000.00	-231,000.00	-231,000.00	-231,000.00
<a href="#">22402410</a>	<a href="#">53110</a>	<a href="#">53000</a>	Fed Grants	-83,000.00	-66,000.00	-66,000.00	-66,000.00
<a href="#">22402410</a>	<a href="#">70060</a>	<a href="#">50000</a>	Plng Sv	36,000.00	39,600.00	39,600.00	39,600.00
<a href="#">22402410</a>	<a href="#">70220</a>	<a href="#">50000</a>	Oth PT Sv	25,000.00	27,500.00	27,500.00	27,500.00
<a href="#">22402410</a>	<a href="#">70530</a>	<a href="#">50000</a>	RepMaint O	3,600.00	3,960.00	3,960.00	3,960.00
<a href="#">22402410</a>	<a href="#">70610</a>	<a href="#">50000</a>	Advertise	2,000.00	2,200.00	2,200.00	2,200.00
<a href="#">22402410</a>	<a href="#">70631</a>	<a href="#">50000</a>	Dues	1,000.00	1,000.00	1,000.00	1,000.00
<a href="#">22402410</a>	<a href="#">70632</a>	<a href="#">50000</a>	Pro Develp	3,000.00	2,500.00	2,500.00	2,500.00
<a href="#">22402410</a>	<a href="#">71010</a>	<a href="#">50000</a>	Off Supp	800.00	500.00	500.00	500.00
<a href="#">22402410</a>	<a href="#">71017</a>	<a href="#">50000</a>	Postage	700.00	770.00	770.00	770.00
TOTAL CD - Administration			-530,849.00	-477,654.00	-477,654.00	-477,654.00	
22402430 CD - Rehabilitation							
<a href="#">22402430</a>	<a href="#">56010</a>	<a href="#">51000</a>	Int Income	-1.00	-1.00	-1.00	-1.00
<a href="#">22402430</a>	<a href="#">56030</a>	<a href="#">51000</a>	Int Fm Lns	-100.00	-100.00	-100.00	-100.00
<a href="#">22402430</a>	<a href="#">57581</a>	<a href="#">51000</a>	Loan Repay	-30,000.00	-30,000.00	-30,000.00	-30,000.00
<a href="#">22402430</a>	<a href="#">70530</a>	<a href="#">51000</a>	RepMaint O	1,800.00	1,980.00	1,980.00	1,980.00
<a href="#">22402430</a>	<a href="#">70610</a>	<a href="#">51000</a>	Advertise	500.00	550.00	550.00	550.00
<a href="#">22402430</a>	<a href="#">70632</a>	<a href="#">51000</a>	Pro Develp	3,000.00	3,000.00	3,000.00	3,000.00
<a href="#">22402430</a>	<a href="#">70642</a>	<a href="#">51000</a>	Recdg Fee	750.00	825.00	825.00	825.00
<a href="#">22402430</a>	<a href="#">70690</a>	<a href="#">51000</a>	Purch Serv	25,000.00	27,500.00	27,500.00	27,500.00
<a href="#">22402430</a>	<a href="#">79020</a>	<a href="#">51000</a>	Loans	80,000.00	84,500.00	100,000.00	100,000.00
<a href="#">22402430</a>	<a href="#">79130</a>	<a href="#">51000</a>	Grants	80,000.00	60,000.00	60,000.00	60,000.00
<a href="#">22402430</a>	<a href="#">79135</a>	<a href="#">51000</a>	Mchg Funds	110,300.00	25,000.00	.00	.00
<a href="#">22402430</a>	<a href="#">89154</a>		To CdeEnfr	16,900.00	16,900.00	16,900.00	16,900.00
TOTAL CD - Rehabilitation			288,149.00	190,154.00	180,654.00	180,654.00	
22402440 CD - Capital Improvement							
<a href="#">22402440</a>	<a href="#">70651</a>	<a href="#">52000</a>	Demolition	100,000.00	91,200.00	116,000.00	116,000.00
<a href="#">22402440</a>	<a href="#">70690</a>	<a href="#">52000</a>	Purch Serv	20,000.00	6,000.00	6,000.00	6,000.00
<a href="#">22402440</a>	<a href="#">72560</a>	<a href="#">52000</a>	Sdwk Const	50,000.00	50,000.00	50,000.00	50,000.00
<a href="#">22402440</a>	<a href="#">79130</a>	<a href="#">52000</a>	Grants	.00	50,000.00	50,000.00	50,000.00
TOTAL CD - Capital Improvement			170,000.00	197,200.00	222,000.00	222,000.00	
22402450 CD - Community Services							
<a href="#">22402450</a>	<a href="#">79130</a>	<a href="#">53000</a>	Grants	83,000.00	75,000.00	75,000.00	75,000.00
<a href="#">22402450</a>	<a href="#">79130</a>	<a href="#">73000</a>	CARESLMI	.00	.00	.00	.00
TOTAL CD - Community Services			83,000.00	75,000.00	75,000.00	75,000.00	
22402460 CD - Continuum of Care							
<a href="#">22402460</a>	<a href="#">53110</a>	<a href="#">54000</a>	Fed Grants	.00	.00	.00	.00
<a href="#">22402460</a>	<a href="#">79130</a>	<a href="#">58400</a>	Grants	.00	.00	.00	.00



22



CITY OF BLOOMINGTON, IL  
 PROJECTION 20245 / BUDGET ENTRY FUTURE YRS REPORT

ORG	OBJECT PROJ	DESC	2025	2026	2027	2028
TOTAL CD - Continuum of Care			.00	.00	.00	.00
22402470	CD	Lead Hazard Grant				
<a href="#">22402470</a>	<a href="#">53110</a>	<a href="#">50000</a>	Fed Grants	-30,000.00	.00	.00
<a href="#">22402470</a>	<a href="#">53110</a>	<a href="#">51000</a>	Fed Grants	-870,341.11	-247,650.00	.00
<a href="#">22402470</a>	<a href="#">70220</a>	<a href="#">50000</a>	Oth PT Sv	1,000.00	300.00	.00
<a href="#">22402470</a>	<a href="#">70220</a>	<a href="#">51000</a>	Oth PT Sv	6,200.00	2,500.00	.00
<a href="#">22402470</a>	<a href="#">70530</a>	<a href="#">51000</a>	RepMaint O	2,250.00	900.00	.00
<a href="#">22402470</a>	<a href="#">70610</a>	<a href="#">51000</a>	Advertise	2,000.00	2,000.00	.00
<a href="#">22402470</a>	<a href="#">70611</a>	<a href="#">50000</a>	PrintBind	3,500.00	3,500.00	.00
<a href="#">22402470</a>	<a href="#">70611</a>	<a href="#">51000</a>	PrintBind	2,000.00	2,000.00	.00
<a href="#">22402470</a>	<a href="#">70630</a>	<a href="#">50000</a>	Travel	5,000.00	5,000.00	.00
<a href="#">22402470</a>	<a href="#">70690</a>	<a href="#">51000</a>	Purch Serv	55,000.00	13,750.00	.00
<a href="#">22402470</a>	<a href="#">71010</a>	<a href="#">50000</a>	Off Supp	1,636.36	.00	.00
<a href="#">22402470</a>	<a href="#">79130</a>	<a href="#">51000</a>	Grants	676,350.55	175,000.00	.00
<a href="#">22402470</a>	<a href="#">79990</a>	<a href="#">51000</a>	Othr Exp	27,250.00	8,000.00	.00
<a href="#">22402470</a>	<a href="#">89154</a>	<a href="#">50000</a>	To CdeEnfr	25,000.00	10,000.00	.00
<a href="#">22402470</a>	<a href="#">89154</a>	<a href="#">51000</a>	To CdeEnfr	82,854.20	40,000.00	.00
TOTAL CD - Lead Hazard Grant			-10,300.00	15,300.00	.00	.00
22402480	CD	Healthy Homes				
<a href="#">22402480</a>	<a href="#">53110</a>	<a href="#">50000</a>	HHDD	-113,175.24	-27,500.00	.00
<a href="#">22402480</a>	<a href="#">70630</a>	<a href="#">50000</a>	Travel	1,500.00	.00	.00
<a href="#">22402480</a>	<a href="#">70632</a>	<a href="#">52000</a>	Pro Develp	.00	.00	.00
<a href="#">22402480</a>	<a href="#">71190</a>	<a href="#">52000</a>	Other Supp	9,646.06	3,500.00	.00
<a href="#">22402480</a>	<a href="#">79130</a>	<a href="#">51100</a>	Grants	102,029.18	24,000.00	.00
TOTAL CD - Healthy Homes			.00	.00	.00	.00
TOTAL Community Development			.00	.00	.00	.00
TOTAL REVENUE			-1,646,566.35	-860,935.00	-585,785.00	-585,785.00
TOTAL EXPENSE			1,646,566.35	860,935.00	585,785.00	585,785.00
GRAND TOTAL			.00	.00	.00	.00

23



# ILLINOIS HOUSING DEVELOPMENT AUTHORITY 2250



## Purpose

The Economic Development & Community Development Department – Community Enhancement Division provides oversight of funds available to the City through the Illinois Housing Development Authority (IHDA). The City currently manages two IHDA grants that support housing and community development initiatives. Information about these programs is listed below. In August 2022, IHDA announced that it was combining their housing rehabilitation programs into a single program known as Home Repair and Accessibility Program (HRAP). This would combine two programs the City has been awarded funds for in the past—the Single-Family Rehabilitation and Home Accessibility programs (SFR and HAP). Program rules for HRAP are like the IHDA SFR program. The City has applied for \$410,000.00 for this program. IHDA will announce funded applications in December 2022. Additionally, IHDA has indicated that a new program could potentially replace the Strong Communities Program (SCP) as well. Information on this possible change or additional funding opportunity for the SCP program have yet to be announced.

IHDA Programs and Activities Administered:

### IHDA Single Family Rehabilitation (SFR)

- Up to \$45,000 in funding available for each single-family, owner-occupied housing rehabilitation project.
- Homeowners must meet income guidelines (<80% Area Median Income).
- Other property guidelines must also be met for program eligibility.
- IHDA uses a 5-year forgivable mortgage product to cover the work done to the property.

### IHDA Strong Communities Program (SCP)

- Provides relief to the City's General Fund for demolition and maintenance activities on vacant, abandoned properties.
- Eligible expenses include, but are not limited to, mowing/trimming of grass/weeds, demolition, rehabilitation, acquisition, tree/shrub/debris removal, and lot treatment/greening.
- The maximum amount per individual parcel for all eligible uses cannot exceed \$40,000.00.

The above programs are supported by the Grants Coordinator, Grants Specialist, and Rehabilitation Specialist positions.

## FY 2024 Funding Level

IHDA grants are funded on a two-year cycle. Based on the current grant cycle, the City will likely not know the awarded amounts or programs until after the budget process is completed. However, staff has estimated funding from the HRAP program due to the City's long history of IHDA rehabilitation program funding awards. Based on the amount requested for the HRAP program, staff is estimating that \$300,525.00 will be available in FY2024 under the HRAP program.

Budget adjustments based on awards for other IHDA grants will be made once the required information is available.



## FY 2024 Budget & Program Highlights

- Funding to support housing rehabilitation activities on 4-6 single-family properties within FY2024.

## Funding Source

All funding comes from IHDA grant awards. Funding to cover administrative and project delivery functions of the program are also acceptable costs with the grant.

## What we Accomplished in FY 2023

- Completed 12 IHDA rehabilitation and accessibility improvement projects within the fiscal year.
- Completion and close-out of IHDA SFR Round Two and Round Three grants. Additionally, the City completed close-out of the IHDA HAP Round Two grant.

## Budgetary Fund Balance

IHDA Grant Funds	FY 2022 (audited)	FY 2023 (Projected)	FY 2024 (Projected)
<b>Budgetary Fund Balance</b>	<b>-\$56,668</b>	<b>-\$56,668</b>	<b>-\$56,668</b>

## Challenges

- Shortage of contractor participation in Community Enhancement Division housing rehabilitation programs.
- Material and labor shortages for housing rehabilitation work.
- Continued challenges related to the COVID-19 Pandemic.
- Frequent procedure changes from IHDA on rehabilitation programs.

## Community Development Marketing/Advertising Policy

IHDA requires the City to submit a Participant Selection Plan (PSP) for approval with each housing grant application. Each PSP is tailored to the specific grant requirements and outlines how the program will be marketed to target populations.



CITY OF BLOOMINGTON, IL  
 NEXT YEAR / CURRENT YEAR BUDGET ANALYSIS

PROJECTION: 20244 FY 2024 BUDGET MASTER LEVEL 4

ACCOUNTS FOR:

IHDA Fund	2022 ACTUAL	2023 ORIG BUD	2023 REVISED BUD	2023 ACTUAL	2023 PROJECTION	2024 ADOPTED	PCT CHANGE
22502520 53110 55000 Fed Grants	-122,205.33	.00	.00	-497,070.43	-260,500.00	.00	.0%
22502520 53110 56000 Fed Grants	-8,540.19	-70,000.00	.00	.00	.00	.00	.0%
22502520 53110 57000 Fed Grants	-15,008.18	-61,634.00	-61,634.00	-26,133.82	-26,133.82	.00	-100.0%
22502520 53120 55000 St Grants	.00	-722,500.00	-722,500.00	.00	-441,813.34	-293,650.00	-59.4%
22502520 53120 56000 St Grants	.00	-48,000.00	.00	.00	-48,000.00	.00	.0%
22502520 53120 56100 St Grants	.00	.00	-118,000.00	.00	.00	.00	-100.0%
22502520 56010 Int Income	-.10	.00	.00	-.28	.00	.00	.0%
22502520 56010 55000 Int Income	-3.77	.00	.00	-2.08	.00	.00	.0%
22502520 70093 55000 Bank Fees	.18	.00	.00	.45	.00	.00	.0%
22502520 70530 55000 RepMaint O	1,067.14	1,260.00	1,260.00	.00	.00	3,650.00	189.7%
22502520 70530 57000 RepMaint O	1,067.14	1,260.00	1,260.00	.00	.00	.00	-100.0%
22502520 70610 55000 Advertise	.00	1,000.00	1,000.00	.00	1,000.00	2,000.00	100.0%
22502520 70611 55000 PrintBind	.00	318.00	318.00	.00	318.00	500.00	57.2%
22502520 70642 55000 Recdg Fee	56.00	672.00	672.00	308.00	672.00	168.00	-75.0%
22502520 70642 57000 Recdg Fee	56.00	224.00	224.00	28.00	.00	.00	-100.0%
22502520 70651 56000 Demolition	.00	68,000.00	.00	.00	48,000.00	.00	.0%
22502520 70651 56100 Demolition	.00	.00	68,000.00	1,005.00	.00	.00	-100.0%
22502520 70690 55000 Purch Serv	23,695.00	19,500.00	19,500.00	3,920.00	19,500.00	12,000.00	-38.5%
22502520 70690 56000 Purch Serv	8,540.19	50,000.00	.00	.00	.00	.00	.0%
22502520 70690 56100 Purch Serv	.00	.00	50,000.00	1,735.00	.00	.00	-100.0%
22502520 70690 57000 Purch Serv	7,040.00	6,000.00	6,000.00	.00	520.00	.00	-100.0%
22502520 71010 55000 Off Supp	.00	100.00	100.00	.00	100.00	75.00	-25.0%
22502520 71010 57000 Off Supp	.00	50.00	50.00	.00	50.00	.00	-100.0%
22502520 71017 55000 Postage	.00	150.00	150.00	.00	90.00	218.00	45.3%
22502520 71017 57000 Postage	12.33	.00	.00	56.86	60.00	.00	.0%
22502520 79020 55000 Loans	117,615.00	679,000.00	679,000.00	442,450.25	679,000.00	261,664.00	-61.5%
22502520 79020 57000 Loans	13,678.00	50,000.00	50,000.00	20,672.02	20,672.02	.00	-100.0%
22502520 89154 55000 To CdeEnfo	.00	20,000.00	20,000.00	12,954.76	5,500.00	13,375.00	-33.1%
22502520 89154 57000 To CdeEnfr	.00	3,900.00	3,900.00	965.14	965.14	.00	-100.0%
22502520 89155 55000 ToPlanning	.00	700.00	700.00	.00	.00	.00	-100.0%
TOTAL IHDA Fund	27,069.41	.00	.00	-39,111.13	.00	.00	.0%
TOTAL REVENUE	-145,757.57	-902,134.00	-902,134.00	-523,206.61	-776,447.16	-293,650.00	.0%
TOTAL EXPENSE	172,826.98	902,134.00	902,134.00	484,095.48	776,447.16	293,650.00	.0%
GRAND TOTAL	27,069.41	.00	.00	-39,111.13	.00	.00	.0%

26



## **Purpose**

The mission of the Bloomington Public Library is to provide our diverse community with a helpful and welcoming place that offers equal access to the world of ideas and information and supports lifelong learning. The Bloomington Public Library serves the residents of Bloomington and, by contract, the Golden Prairie Public Library District. It is governed by a nine-member Board of Trustees appointed by the Mayor. The Library Board appoints the Library Director, sets the policies for the Library, and approves the budget and all expenditures for the Library.

## **Authorization**

The Illinois Local Library Act (75 ILCS 5/4) summarizes the powers and responsibilities of Library boards of trustees.

## **Vision Statement**

Bloomington Public Library is a vital community resource. The Library is passionate about what it is and what it does. The Library provides outstanding collections and the latest technologies in relaxed and inviting atmospheres. In addition, the Library offers relevant services and inspiring programs to meet diverse individual needs. Through the friendly and knowledgeable staff, the Library provides exceptional service to all our residents.

The Library and staff take an involved role in the community by partnering with organizations to enrich the quality of life. The Library uses technology to build upon traditional Library and civic values to create an enduring sense of place. To meet our community's expectations, the Library embraces its responsibility to thrive and grow. o Mirroring the robust development of the community, the Library will expand its services, collections, and programs. The main Library, located downtown, provides a full range of services, and will be enhanced by outreach services and other access points, both physical and virtual. The Library values its positive impact on its surrounding neighborhood and community. Recognizing the community-building potential of the Bookmobile, it will continue to provide convenient access to Library materials and services for customers of all ages. The Library provides a quiet space in a hectic world for interaction, communication, study, and reflection. The Library is a destination that cannot be visited often enough.

## **FY 2024 Budget & Program Highlights**

- The Library revenue amount from the property tax levy is \$6,270,600 and includes \$1,085,000 for the expansion debt service. This is a 6.86% increase from last year's requested amount but maintains last year's tax rate.
- The Library continues to offer a variety of services, which include traditional physical item checkout, digital item checkouts, access to technology, and free programs. These services continue to not only be popular but to impact lives!
- 51.14% of the Library's funding is from the property tax levy and 40.55% is a State Construction Grant. The remaining 8.31% is from the Golden Prairie Public Library District contract,

replacement taxes, donations, other state grants, fees, and miscellaneous revenue including a successful Book Shoppe.

- Year after year, the Library staff and the Library Board have continued to run an efficient budget by looking for ways to reduce expenses and to do more with less.

## Funding Source

Proposed for FY 2024, Property Taxes 51.1%, State Construction Grant 40.6%, Golden Prairie Library District 3.6%, Replacement Tax 1.1%, and Grants, Fees, Fines and Other 3.6%.

## What we Accomplished in FY 2023

Despite having half of our space and half of our collection available due to the phased construction project, the Library continues to be very busy. At 50% of the way through the year:

- 536,701 items have been checked out.
- 8,474 individuals have logged onto a public access computer and 9,996 have used the Library Wi-Fi.
- 10,706 people have participated in library programs, taking place both virtually and in person.
- 89,609 people have visited the Library and the Bookmobile.
- 28,587 residents of Bloomington, or about 36.3%, have Library cards.
- The Library has continued to work with Unit 5 and District 87 to provide Library cards to every Bloomington student in the districts Bloomington student in the districts.
- The Library has worked to continue to offer all its services during the phased construction (i.e., reduced space and no meeting rooms). This has including building community partnerships to offer offsite programs at places like The Junction, McLean County Museum of History, and Downtown Farmer’s Market. As well as continuing to offer services that began during COVID-19, like curbside services and virtual programming.
- The Library updated all of the library policies.
- The Library was awarded a multi-million dollar Public Library Construction Act Grant from the Illinois State Library.

These accomplishments demonstrate that staff are delivering friendly, helpful service to our customers and offering the materials they want in an inviting environment.

## Budgetary Fund Balance

Library	FY 2022 (audited)	FY 2023 (Projected)	FY 2024 (Projected)
<b>Budgetary Fund Balance (2310, 2320)</b>	<b>-\$15,397,359</b>	<b>-\$1,519,729</b>	<b>\$3,310,855</b>

## Performance Measurements\*

Library	FY 2022 Actual	FY 2023 Adopted Budget	FY 2023 Projected	FY 2024 Adopted Budget
<b>Inputs:</b>				
Number of Full Time Employees	45	45	45	47
Department Expenditures	6,225,902	8,774,231	8,155,640	12,261,961
<b>Outputs:</b>				
Visitors to the Library	168,285	250,000	153,000	225,000
Visitors to the Bookmobile	8,098	11,500	13,000	13,000
Items Circulated	1,116,405	1,200,000	1,020,000	1,165,000
Cardholders	28,960	35,000	28,000	35,000
Total Items in Collection	261,369	275,000	264,000	275,000
Questions Answered	32,840	35,000	32,500	36,000
Library Programs	494	500	300	500
Attendance	22,713	22,000	19,000	30,000
Summer Reading Program Completed	3,337	4,000	3,461	3,500
Contacts with Community Groups(attendance)	7,779	15,000	20,000	20,000
Events with Community Groups	95	120	130	130
Computer use	16,358	20,000	16,000	18,000
Wi-Fi use	20,175	25,000	19,000	25,000
Website Hits	566,544	600,000	520,000	540,000
Online Resource (databases) uses	41,142	25,000	45,000	46,000
Training Hours	2,099	2,000	1,500	1,500
Volunteer Hours	738	500	20	50

\*These performance measures are extremely impacted due to COVID-19 limitations and then the reduction of space due to the phased construction project.

## Challenges

Circulation has increased 68% from 665,573 in FY 2005 when the last Library building renovation began, to 1,116,405 in FY 2022 (which included some COVID-19 restrictions). To manage this growth, the Library has

turned to creative solutions including more efficient workflows and new technologies but the existing Library simply has run out of space for additional materials, computers, office space, seating for customers, programming space, and parking space. The Library is extremely excited and grateful that the City Council approved a bond to fund an expansion and renovation that will meet the community's current and emerging needs with improved library services. The construction is anticipated to be complete mid-FY24.

Throughout the phased construction and the resulting temporary, reduction in space, the Library still continues to focus its goals and efforts on continuing to offer our customers the same level of materials and services that they have come to expect by developing strong community partnerships to allow for offsite substitutes and creatively using the space still available in the library building.

## **Library Funds**

In 2010, the Board of Trustees passed a resolution establishing two special revenue funds (Capital Reserve Fund and Fixed Asset Fund) and a policy regarding the Maintenance & Operating Fund. Following is a synopsis of the three funds:

- The Maintenance and Operating Fund is used to hold the monies needed for operation of the Library and a target of 25% of the annual operating budget is set aside as working cash and to cover unanticipated emergencies.
- The Fixed Asset Fund is restricted for fixed asset items such as replacement of computers, the Bookmobile, shelving, and furniture.
- The Capital Reserve Fund is our "savings account" to pay for much needed expansion of access to the services the Library provides to the community and/or major repairs to our existing building. This fund includes the proceeds from the \$14.2 million bond approved by the council.

CITY OF BLOOMINGTON, IL  
 NEXT YEAR / CURRENT YEAR BUDGET ANALYSIS

PROJECTION: 20244 FY 2024 BUDGET MASTER LEVEL 4

ACCOUNTS FOR:

Library Maint & Operation			2022 ACTUAL	2023 ORIG BUD	2023 REVISED BUD	2023 ACTUAL	2023 PROJECTION	2024 ADOPTED	PCT CHANGE
23103100	40000	Use Fund B	.00	-1,625,000.00	-1,625,000.00	.00	.00	.00	-100.0%
23103100	50190	PTx Other	-4,966,564.03	-5,017,785.00	-5,017,785.00	-4,984,167.20	-5,017,785.00	-5,185,600.00	3.3%
23103100	50190	11000 PTx Other	.00	-851,045.61	-851,045.61	-845,268.12	-851,045.61	-1,085,000.00	27.5%
23103100	53020	Replace Tx	-130,400.00	-130,400.00	-130,400.00	-130,400.00	-130,400.00	-130,400.00	.0%
23103100	53120	10000 St Grants	-112,999.75	-112,700.00	-112,700.00	-116,053.00	-116,053.00	-116,000.00	2.9%
23103100	53120	11000 St Grants	.00	.00	.00	.00	-709,719.00	-4,972,040.00	.0%
23103100	53120	11200 St Grants	-109.90	.00	.00	-11,138.10	-11,138.00	.00	.0%
23103100	53370	GP Lib Dst	-408,270.23	-429,600.00	-429,600.00	-416,798.38	-429,600.00	-437,921.00	1.9%
23103100	54490	10000 LibFee Rtl	-12,553.73	-8,000.00	-8,000.00	-7,031.85	-10,686.00	-10,000.00	25.0%
23103100	54720	10000 Copies	-2,695.90	-2,700.00	-2,700.00	.00	.00	.00	-100.0%
23103100	56010	Int Income	-4,170.08	-2,000.00	-2,000.00	-23,212.45	-20,213.00	-10,000.00	400.0%
23103100	56010	11000 Int Income	.00	.00	.00	-303,323.69	-251,000.00	-100,000.00	.0%
23103100	56020	Int Frm Tx	-73.72	.00	.00	-39.97	.00	.00	.0%
23103100	56020	11000 Int Frm Tx	.00	.00	.00	-6.78	.00	.00	.0%
23103100	57310	10000 Donations	-22,257.26	-20,000.00	-20,000.00	-21,380.55	-22,000.00	-25,000.00	25.0%
23103100	57310	11000 Donations	-75,079.74	-550,000.00	-550,000.00	-89,078.44	-550,000.00	-150,000.00	-72.7%
23103100	57350	Priv Grant	-500.00	.00	.00	.00	.00	.00	.0%
23103100	57510	Bd Proceed	.00	.00	.00	-13,827,250.00	-13,827,250.00	.00	.0%
23103100	57511	Bond Prem	.00	.00	.00	-859,419.89	-859,419.89	.00	.0%
23103100	57985	Cash StOvr	17.96	.00	.00	.45	.00	.00	.0%
23103100	57990	10000 Misc Rev	-43,557.13	-25,000.00	-25,000.00	-30,267.97	-36,000.00	-40,000.00	60.0%
23103100	61100	Salary FT	2,402,674.03	2,526,933.00	2,526,933.00	1,939,811.64	2,300,000.00	2,676,237.00	5.9%
23103100	61110	Salary PT	395,789.61	503,788.00	503,788.00	324,893.00	390,000.00	558,280.00	10.8%
23103100	61130	Salary SN	20,790.23	69,891.00	69,891.00	9,152.01	12,000.00	57,144.00	-18.2%
23103100	61150	Salary OT	197.71	1,100.00	1,100.00	14.45	500.00	100.00	-90.9%
23103100	61190	Othr Salry	12,720.00	.00	.00	25,330.00	32,830.00	20,000.00	.0%
23103100	62100	Dental Enh	9,005.60	11,000.00	11,000.00	6,369.38	9,000.00	11,520.00	4.7%
23103100	62109	ENH HMO	9,033.57	8,060.00	8,060.00	6,210.75	6,500.00	6,600.00	-18.1%
23103100	62110	Group Life	2,949.98	3,100.00	3,100.00	2,262.09	3,100.00	3,091.00	-.3%
23103100	62111	Enh Vision	2,778.43	3,000.00	3,000.00	2,047.37	3,000.00	5,724.00	90.8%
23103100	62113	BCBS 60/12	192,008.55	275,812.00	275,812.00	148,433.19	180,000.00	213,390.00	-22.6%
23103100	62114	BCBS HSA	93,242.73	.00	.00	59,319.25	79,000.00	79,800.00	.0%
23103100	62115	RHS Contrb	6,534.30	.00	.00	5,256.76	7,500.00	7,500.00	.0%
23103100	62116	HSA City	16,100.00	18,100.00	18,100.00	.00	18,100.00	14,800.00	-18.2%
23103100	62120	IMRF	282,981.35	278,007.00	278,007.00	180,882.26	225,000.00	294,386.00	5.9%
23103100	62130	FICA	170,041.72	192,387.00	192,387.00	136,685.05	160,000.00	204,082.00	6.1%
23103100	62140	Medicare	39,768.19	44,994.00	44,994.00	31,966.97	45,000.00	47,729.00	6.1%
23103100	62150	UnEmpl Ins	.00	.00	.00	210.00	210.00	.00	.0%
23103100	62160	Work Comp	9,068.00	12,000.00	12,000.00	8,791.00	12,000.00	25,070.00	108.9%
23103100	62190	Uniforms	836.64	1,100.00	1,100.00	.00	1,100.00	1,100.00	.0%
23103100	62210	Tuit Reimb	.00	20,000.00	20,000.00	.00	.00	3,000.00	-85.0%
23103100	62990	Othr Ben	47,884.81	22,000.00	22,000.00	6,614.87	22,000.00	22,000.00	.0%
23103100	70051	11000 A&E Cap	.00	.00	.00	.00	.00	5,000.00	.0%



CITY OF BLOOMINGTON, IL  
 NEXT YEAR / CURRENT YEAR BUDGET ANALYSIS

PROJECTION: 20244 FY 2024 BUDGET MASTER LEVEL 4

ACCOUNTS FOR:

Library Maint & Operation			2022 ACTUAL	2023 ORIG BUD	2023 REVISED BUD	2023 ACTUAL	2023 PROJECTION	2024 ADOPTED	PCT CHANGE
23103100	70420	10000 Rentals	14,802.14	20,000.00	20,000.00	13,510.44	20,000.00	19,000.00	-5.0%
23103100	70510	10000 RepMaint B	83,945.04	140,000.00	140,000.00	106,911.10	65,000.00	130,000.00	-7.1%
23103100	70510	11000 RepMaint B	.00	.00	.00	.00	75,000.00	170,000.00	.0%
23103100	70520	10000 RepMaint V	16,850.47	12,000.00	12,000.00	6,218.02	12,000.00	17,000.00	41.7%
23103100	70530	10000 RepMaint O	168,285.85	190,000.00	190,000.00	77,784.86	170,000.00	185,000.00	-2.6%
23103100	70610	10000 Advertise	44,644.58	50,000.00	50,000.00	38,297.12	50,000.00	47,000.00	-6.0%
23103100	70611	10000 PrintBind	18,585.31	12,000.00	12,000.00	8,975.11	12,000.00	20,000.00	66.7%
23103100	70630	10000 Travel	250.47	500.00	500.00	758.46	700.00	500.00	.0%
23103100	70631	10000 Dues	5,179.99	5,000.00	5,000.00	3,375.00	5,000.00	5,000.00	.0%
23103100	70632	10000 Pro Develp	4,980.00	10,000.00	10,000.00	5,933.80	8,000.00	7,500.00	-25.0%
23103100	70690	10000 Purch Serv	105,386.87	130,000.00	130,000.00	327,891.36	62,456.00	125,000.00	-3.8%
23103100	70690	11000 Purch Serv	91,329.09	.00	.00	.00	70,000.00	140,000.00	.0%
23103100	70690	11200 Purch Serv	3,230.40	.00	.00	1,097.60	1,098.00	.00	.0%
23103100	70715	Veh Claim	-7,480.50	.00	.00	.00	.00	.00	.0%
23103100	70790	Other Ins	41,579.00	45,000.00	45,000.00	41,388.10	45,000.00	45,000.00	.0%
23103100	71010	10000 Off Supp	11,516.04	15,000.00	15,000.00	7,883.78	9,000.00	14,000.00	-6.7%
23103100	71010	11000 Off Supp	.00	2,175,000.00	2,175,000.00	16,420.18	2,185,000.00	95,000.00	-95.6%
23103100	71010	70000 Off Supp	541.80	.00	.00	.00	.00	.00	.0%
23103100	71013	Com Supp	71,606.48	85,000.00	85,000.00	67,623.09	75,000.00	90,000.00	5.9%
23103100	71013	11200 Com Supp	6,920.00	.00	.00	.00	.00	.00	.0%
23103100	71017	Postage	215.56	5,000.00	5,000.00	426.06	5,000.00	1,500.00	-70.0%
23103100	71020	10000 Lib Supp	49,581.58	80,000.00	80,000.00	28,400.68	50,000.00	65,000.00	-18.8%
23103100	71024	Janit Supp	11,819.98	20,000.00	20,000.00	10,750.04	10,000.00	20,000.00	.0%
23103100	71070	Fuel	4,438.66	6,000.00	6,000.00	3,921.38	6,000.00	6,000.00	.0%
23103100	71080	Maint Supp	9,222.45	15,000.00	15,000.00	9,393.18	10,000.00	13,500.00	-10.0%
23103100	71310	Natural Gs	32,835.25	21,000.00	21,000.00	20,885.89	21,000.00	36,000.00	71.4%
23103100	71320	Electricity	94,597.78	92,000.00	92,000.00	116,401.92	180,000.00	110,449.00	20.1%
23103100	71330	Water	6,730.24	6,000.00	6,000.00	4,041.08	6,000.00	7,000.00	16.7%
23103100	71340	10000 Telecom	37,766.45	42,000.00	42,000.00	33,866.06	44,000.00	46,000.00	9.5%
23103100	71410	Books	645.95	1,500.00	1,500.00	60.53	500.00	800.00	-46.7%
23103100	71411	10000 NTMaterial	5,937.91	5,000.00	5,000.00	404.57	2,000.00	4,000.00	-20.0%
23103100	71420	Periodicls	21,045.65	20,000.00	20,000.00	15,171.76	14,000.00	17,000.00	-15.0%
23103100	71430	Adlt Books	155,427.93	160,000.00	160,000.00	78,768.51	124,000.00	157,000.00	-1.9%
23103100	71440	Chld Books	117,871.70	125,000.00	125,000.00	61,412.97	80,000.00	121,000.00	-3.2%
23103100	71470	AV Matrl	85,366.21	111,600.00	111,600.00	48,925.89	65,000.00	91,000.00	-18.5%
23103100	71480	PA Matrl	86,082.78	105,000.00	105,000.00	92,679.22	75,000.00	105,675.00	.6%
23103100	71490	Ebook	181,981.15	180,000.00	180,000.00	156,016.17	200,000.00	190,000.00	5.6%
23103100	72520	11000 Buildings	21,170,000.00	.00	.00	.00	.00	.00	.0%
23103100	79120	10000 Emp Relatn	1,564.71	7,000.00	7,000.00	2,440.37	5,000.00	3,000.00	-57.1%
23103100	79180	Bnd Iss Cs	.00	.00	.00	484,770.49	484,770.49	.00	.0%
23103100	79196	ContrbtoFB	.00	.00	.00	.00	14,083,795.86	4,815,583.74	.0%
23103100	79990	10000 Othr Exp	6,161.12	10,313.00	10,313.00	3,070.16	5,000.00	3,444.00	-66.6%
23103100	89237	To LibFA	.00	30,000.00	30,000.00	.00	30,000.00	.00	-100.0%
23103100	89301	To GBI	.00	851,045.61	851,045.61	.00	969,149.15	1,081,456.26	27.1%
TOTAL Library Maint & Operat			20,696,638.03	.00	.00	-16,874,710.95	.00	.00	.0%
TOTAL REVENUE			-5,779,213.51	-8,774,230.61	-8,774,230.61	-21,664,835.94	-22,842,309.50	-12,261,961.00	.0%
TOTAL EXPENSE			26,475,851.54	8,774,230.61	8,774,230.61	4,790,124.99	22,842,309.50	12,261,961.00	.0%
GRAND TOTAL			20,696,638.03	.00	.00	-16,874,710.95	.00	.00	.0%

32



**CITY OF BLOOMINGTON, IL  
 PROJECTION 20245 / BUDGET ENTRY FUTURE YRS REPORT**

ORG	OBJECT PROJ	DESC	2025	2026	2027	2028
23103100 Library Maint & Operations						
<a href="#">23103100</a>	<a href="#">40000</a>	Use Fund B	-819.46	-928.16	-1,029.46	.00
<a href="#">23103100</a>	<a href="#">50190</a>	PTx Other	-5,341,168.00	-5,501,403.00	-5,666,445.00	-5,731,000.00
<a href="#">23103100</a>	<a href="#">50190 11000</a>	PTx Other	-1,082,261.80	-1,082,528.10	-1,081,551.80	-1,082,794.30
<a href="#">23103100</a>	<a href="#">53020</a>	Replace Tx	-130,400.00	-130,400.00	-130,400.00	-130,400.00
<a href="#">23103100</a>	<a href="#">53120 10000</a>	St Grants	-116,053.00	-116,053.00	-116,053.00	-116,053.00
<a href="#">23103100</a>	<a href="#">53120 11000</a>	St Grants	.00	.00	.00	.00
<a href="#">23103100</a>	<a href="#">53370</a>	GP Lib Dst	-435,000.00	-436,000.00	-437,000.00	-437,000.00
<a href="#">23103100</a>	<a href="#">54490 10000</a>	LibFee Rtl	-12,000.00	-12,000.00	-12,000.00	-12,000.00
<a href="#">23103100</a>	<a href="#">56010</a>	Int Income	-11,000.00	-11,000.00	-10,000.00	-10,000.00
<a href="#">23103100</a>	<a href="#">56010 11000</a>	Int Income	-2,000.00	-2,000.00	-2,000.00	-2,000.00
<a href="#">23103100</a>	<a href="#">57310 10000</a>	Donations	-25,000.00	-25,000.00	-22,000.00	-22,000.00
<a href="#">23103100</a>	<a href="#">57310 11000</a>	Donations	.00	.00	.00	.00
<a href="#">23103100</a>	<a href="#">57990 10000</a>	Misc Rev	-42,000.00	-42,000.00	-40,000.00	-40,000.00
<a href="#">23103100</a>	<a href="#">61100</a>	Salary FT	2,816,524.00	2,901,020.00	2,988,050.00	3,008,000.00
<a href="#">23103100</a>	<a href="#">61110</a>	Salary PT	574,946.00	592,194.00	609,960.00	617,709.00
<a href="#">23103100</a>	<a href="#">61130</a>	Salary SN	58,858.00	60,624.00	62,443.00	64,000.00
<a href="#">23103100</a>	<a href="#">61150</a>	Salary OT	100.00	100.00	200.00	200.00
<a href="#">23103100</a>	<a href="#">61190</a>	Othr Salry	20,000.00	20,000.00	20,000.00	20,000.00
<a href="#">23103100</a>	<a href="#">62100</a>	Dental Enh	12,096.00	12,700.00	13,336.00	13,800.00
<a href="#">23103100</a>	<a href="#">62109</a>	ENH HMO	7,260.00	7,986.00	8,100.00	8,500.00
<a href="#">23103100</a>	<a href="#">62110</a>	Group Life	6,732.00	6,867.00	7,000.00	7,144.00
<a href="#">23103100</a>	<a href="#">62111</a>	Enh Vision	5,750.00	5,923.00	6,100.00	6,200.00
<a href="#">23103100</a>	<a href="#">62113</a>	BCBS 60/12	224,060.00	232,000.00	235,000.00	239,000.00
<a href="#">23103100</a>	<a href="#">62114</a>	BCBS HSA	83,790.00	85,000.00	87,000.00	89,000.00
<a href="#">23103100</a>	<a href="#">62115</a>	RHS Contrb	7,500.00	7,500.00	7,500.00	7,500.00
<a href="#">23103100</a>	<a href="#">62116</a>	HSA City	14,800.00	14,800.00	14,800.00	14,800.00
<a href="#">23103100</a>	<a href="#">62120</a>	IMRF	302,444.00	309,000.00	312,000.00	315,000.00
<a href="#">23103100</a>	<a href="#">62130</a>	FICA	207,000.00	210,000.00	218,000.00	221,000.00
<a href="#">23103100</a>	<a href="#">62140</a>	Medicare	49,161.00	50,636.00	51,000.00	52,500.00
<a href="#">23103100</a>	<a href="#">62160</a>	Work Comp	20,000.00	21,000.00	21,000.00	22,000.00
<a href="#">23103100</a>	<a href="#">62190</a>	Uniforms	1,200.00	1,200.00	1,200.00	1,200.00
<a href="#">23103100</a>	<a href="#">62210</a>	Tuit Reimb	3,000.00	3,000.00	3,000.00	3,000.00
<a href="#">23103100</a>	<a href="#">62990</a>	Othr Ben	22,000.00	22,000.00	22,000.00	22,000.00
<a href="#">23103100</a>	<a href="#">70051 11000</a>	A&E Cap	.00	.00	.00	.00
<a href="#">23103100</a>	<a href="#">70420 10000</a>	Rentals	19,000.00	20,000.00	20,000.00	21,000.00
<a href="#">23103100</a>	<a href="#">70510 10000</a>	RepMaint B	120,000.00	121,000.00	124,000.00	125,000.00
<a href="#">23103100</a>	<a href="#">70510 11000</a>	RepMaint B	.00	.00	.00	.00
<a href="#">23103100</a>	<a href="#">70520 10000</a>	RepMaint V	17,000.00	18,000.00	18,000.00	19,000.00
<a href="#">23103100</a>	<a href="#">70530 10000</a>	RepMaint O	170,000.00	171,000.00	173,000.00	175,000.00
<a href="#">23103100</a>	<a href="#">70610 10000</a>	Advertise	47,000.00	48,000.00	49,000.00	48,000.00
<a href="#">23103100</a>	<a href="#">70611 10000</a>	PrintBind	19,000.00	20,000.00	20,000.00	20,000.00
<a href="#">23103100</a>	<a href="#">70630 10000</a>	Travel	500.00	700.00	700.00	700.00
<a href="#">23103100</a>	<a href="#">70631 10000</a>	Dues	4,000.00	5,000.00	5,000.00	5,000.00
<a href="#">23103100</a>	<a href="#">70632 10000</a>	Pro Develop	7,000.00	8,000.00	8,000.00	8,000.00
<a href="#">23103100</a>	<a href="#">70690 10000</a>	Purch Serv	120,000.00	121,000.00	121,000.00	121,000.00
<a href="#">23103100</a>	<a href="#">70690 11000</a>	Purch Serv	.00	.00	.00	.00
<a href="#">23103100</a>	<a href="#">70790</a>	Other Ins	45,000.00	46,000.00	47,000.00	47,000.00
<a href="#">23103100</a>	<a href="#">71010 10000</a>	Off Supp	10,000.00	11,000.00	11,000.00	11,000.00
<a href="#">23103100</a>	<a href="#">71010 11000</a>	Off Supp	.00	.00	.00	.00



**CITY OF BLOOMINGTON, IL  
 PROJECTION 20245 / BUDGET ENTRY FUTURE YRS REPORT**

ORG	OBJECT PROJ	DESC	2025	2026	2027	2028
<a href="#">23103100</a>	<a href="#">71013</a>	Com Supp	80,000.00	81,000.00	81,000.00	81,000.00
<a href="#">23103100</a>	<a href="#">71017</a>	Postage	2,000.00	2,000.00	2,000.00	2,000.00
<a href="#">23103100</a>	<a href="#">71020</a>	Lib Supp	60,000.00	62,000.00	63,000.00	63,000.00
<a href="#">23103100</a>	<a href="#">71024</a>	Janit Supp	20,000.00	21,000.00	22,000.00	22,000.00
<a href="#">23103100</a>	<a href="#">71070</a>	Fuel	6,000.00	6,100.00	6,200.00	6,300.00
<a href="#">23103100</a>	<a href="#">71080</a>	Maint Supp	14,000.00	14,500.00	15,000.00	15,500.00
<a href="#">23103100</a>	<a href="#">71310</a>	Natural Gs	39,600.00	41,000.00	47,916.00	50,000.00
<a href="#">23103100</a>	<a href="#">71320</a>	Electricity	130,000.00	140,000.00	150,000.00	155,000.00
<a href="#">23103100</a>	<a href="#">71330</a>	Water	7,500.00	8,000.00	8,500.00	9,000.00
<a href="#">23103100</a>	<a href="#">71340</a>	Telecom	47,000.00	47,500.00	48,000.00	48,500.00
<a href="#">23103100</a>	<a href="#">71410</a>	Books	800.00	800.00	900.00	900.00
<a href="#">23103100</a>	<a href="#">71411</a>	NTMaterial	4,000.00	4,000.00	4,000.00	4,000.00
<a href="#">23103100</a>	<a href="#">71420</a>	Periodicls	16,000.00	16,000.00	15,000.00	14,000.00
<a href="#">23103100</a>	<a href="#">71430</a>	Adlt Books	157,000.00	158,000.00	160,000.00	162,000.00
<a href="#">23103100</a>	<a href="#">71440</a>	Chld Books	121,000.00	122,000.00	125,000.00	127,000.00
<a href="#">23103100</a>	<a href="#">71470</a>	AV Matrl	80,000.00	81,000.00	83,000.00	85,000.00
<a href="#">23103100</a>	<a href="#">71480</a>	PA Matrl	106,000.00	107,000.00	108,000.00	109,000.00
<a href="#">23103100</a>	<a href="#">71490</a>	Ebook	200,000.00	201,000.00	202,000.00	204,000.00
<a href="#">23103100</a>	<a href="#">79120</a>	Emp Relatn	3,000.00	4,000.00	4,000.00	4,000.00
<a href="#">23103100</a>	<a href="#">79196</a>	ContrbttoFB	.00	.00	.00	2,338.04
<a href="#">23103100</a>	<a href="#">79990</a>	Othr Exp	5,000.00	5,706.00	5,993.00	5,000.00
<a href="#">23103100</a>	<a href="#">89301</a>	To GBI	1,083,081.26	1,083,456.26	1,082,581.26	1,080,456.26
	TOTAL Library Maint & Operations		.00	.00	.00	.00
	TOTAL REVENUE		-7,197,702.26	-7,359,312.26	-7,518,479.26	-7,583,247.30
	TOTAL EXPENSE		7,197,702.26	7,359,312.26	7,518,479.26	7,583,247.30
	GRAND TOTAL		.00	.00	.00	.00

34





CITY OF BLOOMINGTON, IL  
 NEXT YEAR / CURRENT YEAR BUDGET ANALYSIS

PROJECTION: 20244 FY 2024 BUDGET MASTER LEVEL 4

ACCOUNTS FOR:

Library FA Replacement	2022 ACTUAL	2023 ORIG BUD	2023 REVISED BUD	2023 ACTUAL	2023 PROJECTION	2024 ADOPTED	PCT CHANGE
23203200 40000 Use Fund B	.00	-264,725.00	-264,725.00	.00	-206,166.00	.00	-100.0%
23203200 56010 Int Income	-1,146.18	-275.00	-275.00	-23,124.92	-22,500.00	-15,000.00	5354.5%
23203200 72110 CO Office	.00	250,000.00	250,000.00	.00	250,000.00	.00	-100.0%
23203200 72120 CO Comp Eq	13,245.00	.00	8,700.00	8,665.73	8,666.00	.00	-100.0%
23203200 72130 CO Lcn Veh	.00	45,000.00	36,300.00	.00	.00	.00	-100.0%
23203200 79196 ContrbtoFB	.00	.00	.00	.00	.00	15,000.00	.0%
23203200 85231 Fm Library	.00	-30,000.00	-30,000.00	.00	-30,000.00	.00	-100.0%
TOTAL Library FA Replacement	12,098.82	.00	.00	-14,459.19	.00	.00	.0%
TOTAL REVENUE	-1,146.18	-295,000.00	-295,000.00	-23,124.92	-258,666.00	-15,000.00	.0%
TOTAL EXPENSE	13,245.00	295,000.00	295,000.00	8,665.73	258,666.00	15,000.00	.0%
GRAND TOTAL	12,098.82	.00	.00	-14,459.19	.00	.00	.0%





CITY OF BLOOMINGTON, IL  
PROJECTION 20245 / BUDGET ENTRY FUTURE YRS REPORT

ORG	OBJECT PROJ	DESC	2025	2026	2027	2028
23203200 Library FA Replacement						
<a href="#">23203200 40000</a>		Use Fund B	-184,000.00	-42,135.00	.00	-33,000.00
<a href="#">23203200 56010</a>		Int Income	-22,000.00	-22,000.00	-22,000.00	-22,000.00
<a href="#">23203200 72120</a>		CO Comp Eq	166,000.00	64,135.00	.00	10,000.00
<a href="#">23203200 72140</a>		CO Other	40,000.00	.00	.00	45,000.00
<a href="#">23203200 79196</a>		ContribtoFB	.00	.00	22,000.00	.00
TOTAL Library FA Replacement			.00	.00	.00	.00
TOTAL REVENUE			-206,000.00	-64,135.00	-22,000.00	-55,000.00
TOTAL EXPENSE			206,000.00	64,135.00	22,000.00	55,000.00
GRAND TOTAL			.00	.00	.00	.00

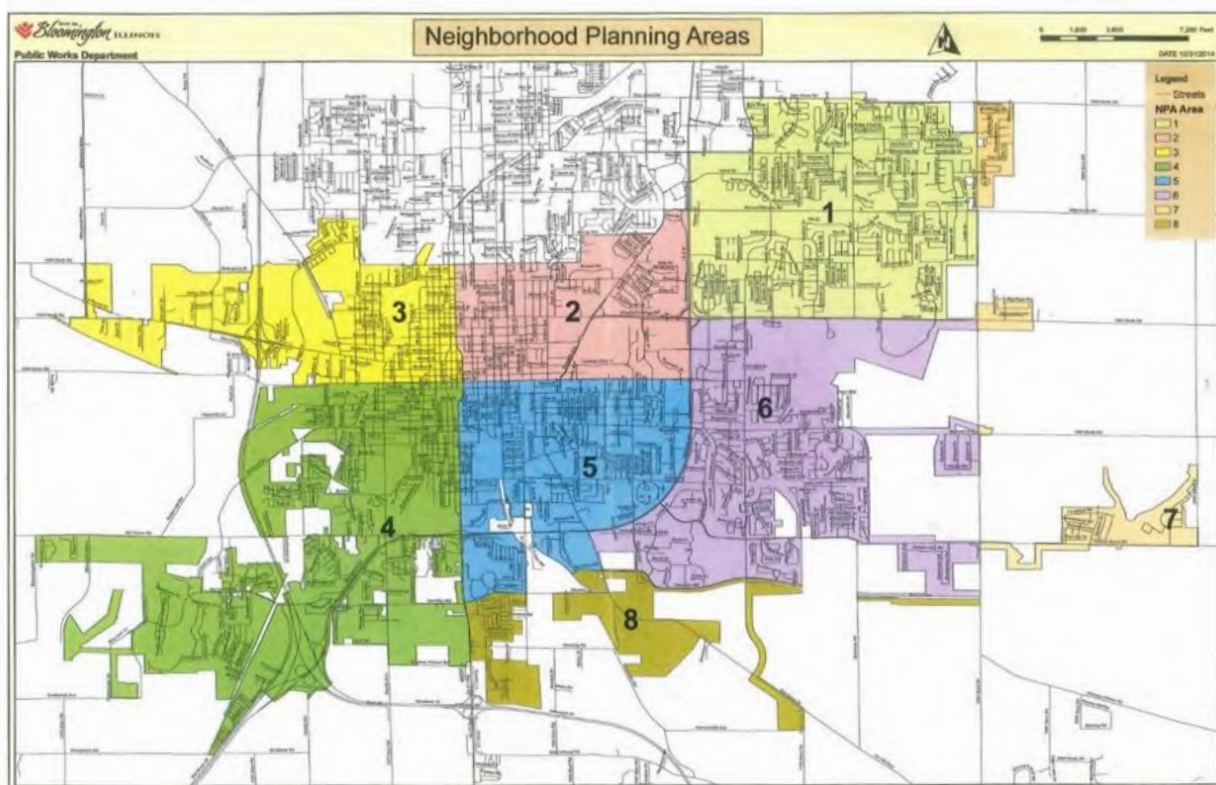


# PARK DEDICATION 2410



## Purpose

The Park Dedication Fund is used to account for developer payments made to the City (per City Code) to provide park facilities when a subdivision is developed. Within the Park Dedication Fund, the City is divided into 8 Neighborhood Planning Areas. This ensures the funds are expensed for development. The cash contribution in lieu of park, and recreation land dedication are held in trust by the City, or another public body designated by the City, solely for the acquisition and development of park and recreation land. Funds are available to serve the immediate or future needs of the residents of a subdivision or for the improvement of other existing local park and recreational land which already serves such areas.



## History of the Fund?

- GASB 54 – In FY 2012, the City implemented Governmental Accounting Standards Board Statement 54. This Statement reinforced the City's assumption that this fund should be classified as a special revenue fund.

## FY 2023 Budget & Program Highlights

- The Miller Park Zoo paid back in the full the remainder of the \$400,000 interest free loan for the Miller Park Zoo Concessions and Parking Lot, 11 years early.
- The Miller Park Zoo paid back in the full the remainder of the \$50,000 interest free loan to help pay a portion of the DeBrazza Exhibit, 11 years early.

## Funding Source

Developer payments, grant funds, land payments, and donations.

## Budgetary Fund Balance

Park Dedication Fund	FY 2022 (audited)	FY 2023 (Projected)	FY 2024 (Projected)
<b>Budgetary Fund Balance</b>	\$374,933	\$766,820	\$765,053

## Challenges

While the Park Dedication land and money is important it does not cover the costs of developing the park and the services that are needed for a park such as streets, sewers, etc.

## Fun Facts

There are additional dollars available in some ancillary accounts that are not tied into the NPA areas. It is money that has been designated to Recreation, Miller Park Zoo, and the Bloomington Ice Center.



CITY OF BLOOMINGTON, IL  
 NEXT YEAR / CURRENT YEAR BUDGET ANALYSIS

PROJECTION: 20244 FY 2024 BUDGET MASTER LEVEL 4

ACCOUNTS FOR:

Park Dedication	2022 ACTUAL	2023 ORIG BUD	2023 REVISED BUD	2023 ACTUAL	2023 PROJECTION	2024 ADOPTED	PCT CHANGE
24104100 40000 Use Fund B	.00	.00	.00	.00	.00	-1,767.00	.0%
24104100 56010 Int Income	-1,153.24	-700.00	-700.00	-5,421.45	-8,000.00	-8,000.00	1042.9%
24104100 56110 UR GainLs	.00	-730.00	-730.00	.00	-730.00	-730.00	.0%
24104100 57310 Donations	-1,150.00	-2,000.00	-2,000.00	-550.00	-500.00	-1,000.00	-50.0%
24104100 57320 POwn Contr	-65,067.08	-18,503.00	-18,503.00	-9,251.80	-18,503.00	-18,503.00	.0%
24104100 70590 Oth Repair	.00	20,000.00	20,000.00	229.50	500.00	10,000.00	-50.0%
24104100 79196 ContrbtoFB	.00	12,779.15	12,779.15	.00	391,886.85	.00	-100.0%
24104100 79990 Othr Exp	.00	20,000.00	20,000.00	.00	500.00	20,000.00	.0%
24104100 85100 Fm General	-30,846.15	-30,846.15	-30,846.15	-365,153.85	-365,153.85	.00	-100.0%
TOTAL Park Dedication	-98,216.47	.00	.00	-380,147.60	.00	.00	.0%
TOTAL REVENUE	-98,216.47	-52,779.15	-52,779.15	-380,377.10	-392,886.85	-30,000.00	.0%
TOTAL EXPENSE	.00	52,779.15	52,779.15	229.50	392,886.85	30,000.00	.0%
GRAND TOTAL	-98,216.47	.00	.00	-380,147.60	.00	.00	.0%





CITY OF BLOOMINGTON, IL  
PROJECTION 20245 / BUDGET ENTRY FUTURE YRS REPORT

ORG	OBJECT PROJ	DESC	2025	2026	2027	2028
24104100 Park Dedication						
<a href="#">24104100 40000</a>		Use Fund B	-1,767.00	-1,767.00	-1,767.00	-1,767.00
<a href="#">24104100 56010</a>		Int Income	-8,000.00	-8,000.00	-8,000.00	-8,000.00
<a href="#">24104100 56110</a>		UR GainLs	-730.00	-730.00	-730.00	-730.00
<a href="#">24104100 57310</a>		Donations	-1,000.00	-1,000.00	-1,000.00	-1,000.00
<a href="#">24104100 57320</a>		POwn Contr	-18,503.00	-18,503.00	-18,503.00	-18,503.00
<a href="#">24104100 70590</a>		Oth Repair	10,000.00	10,000.00	10,000.00	10,000.00
<a href="#">24104100 79990</a>		Othr Exp	20,000.00	20,000.00	20,000.00	20,000.00
TOTAL Park Dedication			.00	.00	.00	.00
TOTAL REVENUE			-30,000.00	-30,000.00	-30,000.00	-30,000.00
TOTAL EXPENSE			30,000.00	30,000.00	30,000.00	30,000.00
GRAND TOTAL			.00	.00	.00	.00





# EMPIRE STREET CORRIDOR TIF 2510



## Purpose

The Empire Street Corridor TIF Fund is used to track the expenses and revenues related to the Empire Street Corridor Redevelopment Project Area.

The intent of the TIF district is to induce development interest within this area and make improvements to public infrastructure.

## Authorization

The Ordinances which created the Empire Street Corridor Tax Increment Financing (TIF) District were adopted on February 22, 2016 (2016-8, 9, 10). This TIF District fund receives the incremental property tax revenue generated by the properties located within the TIF District's boundaries. The incremental property tax is the difference in property taxes between the value of the properties at the time of the formation of the TIF and the present-day value. All the incremental property taxes generated by the TIF (including incremental property tax that would have been paid to the City) are transferred into the TIF fund which is controlled by the City Council and can only be reinvested within the boundaries of the TIF District. The City and the other taxing districts continue to receive the portion of taxes calculated on the value of the property in the year the TIF was formed (the base year).

## FY 2024 Budget & Program Highlights

This fund will have incremental property tax revenue in FY 2024.

## Funding Source

Incremental property tax revenue generated by the properties within the boundaries of the TIF District finance this fund. Additionally, municipal sales tax revenues from specific properties / retailers operating within the TIF District may also support Redevelopment Agreements entered between the City and private developers to support a public-private partnership.

## What we Accomplished

- August 24, 2015: Ordinance No. 2015-57 – Authorized TIF consultant Peckham Guyton Albers & Viets (PGAV) to conduct a Feasibility Study and draft a Redevelopment Plan for the purpose of creating a Redevelopment Project Area that would include the Colonial Plaza Shopping Center and adjacent qualifying properties.
- February 22, 2016: Ordinances 2016-8 & 2016-9 & 2016-10 Established the Empire Street Corridor TIF District.
- March 14, 2016: Ordinance No. 2016-18 – Authorized a Redevelopment Agreement between the City of Bloomington and BT Bloomington, LLC for the redevelopment of the Colonial Plaza Shopping Center.

- October 24, 2016: Ordinance No. 2016-117 – Authorized a Redevelopment Agreement between the City of Bloomington and Milan Hotels (Magnus Hotels, LLC) for the redevelopment of the Baymont Inn & Suites at 604 ½ IAA Drive into a Best Western Plus.
- Public Improvements to bus stops and sidewalks within the District by Connect Transit and help paid for by TIF Increment.
- For more information about this TIF District, please visit [www.cityblm.org/TIF](http://www.cityblm.org/TIF)

### Budgetary Fund Balance

Empire Street Corridor TIF	FY 2022 (audited)	FY 2023 (Projected)	FY 2024 (Projected)
<b>Budgetary Fund Balance</b>	\$375,946	\$478,198	\$766,696

### Fun Facts

The Illinois General Assembly passed the Illinois Tax Increment Allocation Redevelopment Act in 1977. Illinois was the 25th state to adopt this economic development mechanism.



CITY OF BLOOMINGTON, IL  
 NEXT YEAR / CURRENT YEAR BUDGET ANALYSIS

PROJECTION: 20244 FY 2024 BUDGET MASTER LEVEL 4

ACCOUNTS FOR:

Empire St Corridor TIF	2022 ACTUAL	2023 ORIG BUD	2023 REVISED BUD	2023 ACTUAL	2023 PROJECTION	2024 ADOPTED	PCT CHANGE
25105100 50190 PTx Other	-443,449.72	-400,000.00	-400,000.00	-482,254.12	-482,254.12	-545,534.18	36.4%
25105100 56010 Int Income	-1,968.36	-1,200.00	-1,200.00	-8,760.31	-15,000.00	-15,000.00	1150.0%
25105100 56020 Int Frm Tx	-6.58	.00	.00	-3.87	-3.87	.00	.0%
25105100 56110 UR GainLs	.00	-1,463.75	-1,463.75	.00	-1,463.75	-1,463.75	.0%
25105100 70010 Out Legal	286.00	2,500.00	2,500.00	139.34	110.00	2,500.00	.0%
25105100 70220 Oth PT Sv	.00	2,500.00	2,500.00	.00	.00	2,500.00	.0%
25105100 75060 To BNTrans	.00	.00	135,000.00	135,000.00	135,000.00	.00	-100.0%
25105100 79070 32001 Rebate Col	236,849.55	233,000.00	233,000.00	.00	239,541.56	245,000.00	5.2%
25105100 79070 32010 Rebate BWP	17,407.82	17,500.00	21,818.21	21,818.21	21,818.21	23,500.00	7.7%
25105100 79196 ContrbtoFB	.00	147,163.75	7,845.54	.00	102,251.97	288,497.93	3577.2%
TOTAL Empire St Corridor TIF	-190,881.29	.00	.00	-334,060.75	.00	.00	.0%
TOTAL REVENUE	-445,424.66	-402,663.75	-402,663.75	-491,018.30	-498,721.74	-561,997.93	.0%
TOTAL EXPENSE	254,543.37	402,663.75	402,663.75	156,957.55	498,721.74	561,997.93	.0%
GRAND TOTAL	-190,881.29	.00	.00	-334,060.75	.00	.00	.0%





CITY OF BLOOMINGTON, IL  
PROJECTION 20245 / BUDGET ENTRY FUTURE YRS REPORT

ORG	OBJECT PROJ	DESC	2025	2026	2027	2028
25105100	Empire St Corridor TIF					
<a href="#">25105100 50190</a>		PTx Other	-550,000.00	-550,000.00	-575,000.00	-575,000.00
<a href="#">25105100 56010</a>		Int Income	-15,000.00	-15,000.00	-15,000.00	-15,000.00
<a href="#">25105100 56110</a>		UR GainLs	-1,463.75	-1,463.75	-1,463.75	-1,463.75
<a href="#">25105100 70010</a>		Out Legal	2,500.00	2,500.00	2,500.00	2,500.00
<a href="#">25105100 70220</a>		Oth PT Sv	2,500.00	2,500.00	2,500.00	2,500.00
<a href="#">25105100 79070 32001</a>		Rebate Col	245,000.00	245,000.00	245,000.00	122,500.00
<a href="#">25105100 79070 32010</a>		Rebate BWP	23,500.00	23,500.00	25,000.00	25,000.00
<a href="#">25105100 79196</a>		ContrbtoFB	292,963.75	292,963.75	316,463.75	438,963.75
	TOTAL Empire St Corridor TIF		.00	.00	.00	.00
	TOTAL REVENUE		-566,463.75	-566,463.75	-591,463.75	-591,463.75
	TOTAL EXPENSE		566,463.75	566,463.75	591,463.75	591,463.75
	GRAND TOTAL		.00	.00	.00	.00



# DOWNTOWN SOUTHWEST REDEVELOPMENT TIF 2520



## Purpose

The Downtown-Southwest TIF Fund is used to track the expenses and revenues related to the Downtown-Southwest Redevelopment Project Area.

The intent of the TIF district is to induce development interest within this area and make improvements to public infrastructure.

## Authorization

The Ordinances which created the Downtown-Southwest Redevelopment Tax Increment Financing (TIF) District were adopted on October 24, 2016 (2016-114, 115, 116). This TIF District fund receives the incremental property tax revenue generated by the properties located within the TIF District's boundaries. The incremental property tax is the difference in property taxes between the value of the properties at the time of the formation of the TIF and the present-day value. All the incremental property taxes generated by the TIF (including incremental property tax that would have been paid to the City) are transferred into the TIF fund which is controlled by the City Council and can only be reinvested within the boundaries of the TIF District. The City and the other taxing districts continue to receive the portion of taxes calculated on the value of the property in the year the TIF was formed or (the base year).

## FY 2024 Budget & Program Highlights

This fund will have incremental property tax revenue in FY 2024.

## Funding Source

Incremental property tax revenue generated by the properties within the boundaries of the TIF District finance this fund. Additionally, municipal sales tax revenues from specific properties / retailers operating within the TIF District may also support Redevelopment Agreements entered between the City and private developers to support a public-private partnership.

## What we accomplished

- March 14, 2016: Ordinance No. 2016-09 adopted for the support of a proposed redevelopment project with Bloomington Downtown Redevelopment Partners, LLC
- May 9, 2016: Ordinance No. 2016-43– Authorized TIF consultant Peckham Guyton Albers & Viets (PGAV) to conduct a Feasibility Study and draft a Redevelopment Plan for the purpose of creating a Redevelopment Project Area that would include the Front' N Center & Elks Lodge blocks.

- October 24, 2016: Ordinances No. 2016-09 & 2016-43 established the Downtown-Southwest Redevelopment TIF District.
- For more information about this TIF District, please visit [www.cityblm.org/TIF](http://www.cityblm.org/TIF)

### Budgetary Fund Balance

Downtown Southwest Redevelopment TIF	FY 2022 (audited)	FY 2023 (Projected)	FY 2024 (Projected)
<b>Budgetary Fund Balance</b>	<b>-\$225,808</b>	<b>-\$218,510</b>	<b>-\$210,780</b>

### Fun Facts

The Illinois General Assembly passed the Illinois Tax Increment Allocation Redevelopment Act in 1977. Illinois was the 25th state to adopt this economic development mechanism.

The first TIF was used in California in 1952. By 2004, all 50 American states had authorized the use of TIF, except Arizona. The first TIF in Canada was used in 2007



CITY OF BLOOMINGTON, IL  
 NEXT YEAR / CURRENT YEAR BUDGET ANALYSIS

PROJECTION: 20244 FY 2024 BUDGET MASTER LEVEL 4

ACCOUNTS FOR:

			2022	2023	2023	2023	2023	2024	PCT
Downtown-Southwest TIF			ACTUAL	ORIG BUD	REVISED BUD	ACTUAL	PROJECTION	ADOPTED	CHANGE
25205200	50190	PTx Other	-5,085.50	-5,070.00	-5,070.00	-7,298.66	-7,298.66	-10,130.15	99.8%
25205200	56020	Int Frm Tx	-.08	.00	.00	-.06	-.06	.00	.0%
25205200	70010	Out Legal	175.99	1,200.00	1,200.00	29.33	.00	1,200.00	.0%
25205200	70220	Oth PT Sv	.00	1,200.00	1,200.00	.00	.00	1,200.00	.0%
25205200	79196	ContribtoFB	.00	2,670.00	2,670.00	.00	7,298.72	7,730.15	189.5%
TOTAL Downtown-Southwest TIF			-4,909.59	.00	.00	-7,269.39	.00	.00	.0%
TOTAL REVENUE			-5,085.58	-5,070.00	-5,070.00	-7,298.72	-7,298.72	-10,130.15	.0%
TOTAL EXPENSE			175.99	5,070.00	5,070.00	29.33	7,298.72	10,130.15	.0%
GRAND TOTAL			-4,909.59	.00	.00	-7,269.39	.00	.00	.0%





CITY OF BLOOMINGTON, IL  
PROJECTION 20245 / BUDGET ENTRY FUTURE YRS REPORT

ORG	OBJECT PROJ	DESC	2025	2026	2027	2028
25205200	Downtown-Southwest TIF					
<a href="#">25205200 50190</a>		PTx Other	-10,130.15	-10,130.15	-10,130.15	-10,130.15
<a href="#">25205200 70010</a>		Out Legal	1,200.00	1,200.00	1,200.00	1,200.00
<a href="#">25205200 70220</a>		Oth PT Sv	1,200.00	1,200.00	1,200.00	1,200.00
<a href="#">25205200 79196</a>		ContribtoFB	7,730.15	7,730.15	7,730.15	7,730.15
	TOTAL Downtown-Southwest TIF		.00	.00	.00	.00
	TOTAL REVENUE		-10,130.15	-10,130.15	-10,130.15	-10,130.15
	TOTAL EXPENSE		10,130.15	10,130.15	10,130.15	10,130.15
	GRAND TOTAL		.00	.00	.00	.00





# DOWNTOWN EAST WASHINGTON REDEVELOPMENT TIF 2530

## Purpose

The Downtown East Washington Street TIF Fund is used to track the expenses and revenues related to the Downtown East Washington Street Redevelopment Project Area.

The intent of the TIF district is to induce development interest within this area and make improvements to public infrastructure.

## Authorization

The Ordinances which created the Downtown East Washington Street Redevelopment Tax Increment Financing (TIF) District were adopted on June 25, 2018 (2018-50, 51, 52). This TIF District fund receives the incremental property tax revenue generated by the properties located within the TIF District's boundaries. The incremental property tax is the difference in property taxes between the value of the properties at the time of the formation of the TIF and the present-day value. All the incremental property taxes generated by the TIF (including incremental property tax that would have been paid to the City) are transferred into the TIF fund which is controlled by the City Council and can only be reinvested within the boundaries of the TIF District. The City and the other taxing districts continue to receive the portion of taxes calculated on the value of the property in the year the TIF was formed or (the base year).

## FY 2024 Budget & Program Highlights

This fund may receive incremental property tax revenue in FY 2024.

## Funding Source

Incremental property tax revenue generated by the properties within the boundaries of the TIF District finance this fund. Additionally, municipal sales tax revenues from specific properties / retailers operating within the TIF District may also support Redevelopment Agreements entered between the City and private developers to support a public-private partnership.

## What we Accomplished

- The Ordinances, which created the Downtown East Washington Street Redevelopment Tax Increment Financing (TIF) District were adopted on June 25, 2018 (2018-50, 51, 52). Budgetary Fund Balance
- Increase in increment due to the successful development of 510 E Washington as Washington Senior Apartments with the assistance of the City through a Redevelopment Agreement
- For more information about this TIF District, please visit [www.cityblm.org/TIF](http://www.cityblm.org/TIF)

<b>Downtown East Washington Redevelopment TIF</b>	<b>FY 2022 (audited)</b>	<b>FY 2023 (Projected)</b>	<b>FY 2024 (Projected)</b>
<b>Budgetary Fund Balance</b>	<b>-\$204,680</b>	<b>-\$198,953</b>	<b>-\$183,876</b>

## **Fun Facts**

The Illinois General Assembly passed the Illinois Tax Increment Allocation Redevelopment Act in 1977. Illinois was the 25th state to adopt this economic development mechanism.

There are over 1,200 active TIF Districts within municipalities located throughout the State of Illinois. The City of Bloomington currently has three active TIF Districts.



CITY OF BLOOMINGTON, IL  
 NEXT YEAR / CURRENT YEAR BUDGET ANALYSIS

PROJECTION: 20244 FY 2024 BUDGET MASTER LEVEL 4

ACCOUNTS FOR:

			2022	2023	2023	2023	2023	2024	PCT
Downtown E Washington TIF			ACTUAL	ORIG BUD	REVISED BUD	ACTUAL	PROJECTION	ADOPTED	CHANGE
25305300	50190	PTx Other	-387.90	-60,000.00	-60,000.00	-43,710.84	-43,710.84	-87,386.00	45.6%
25305300	56020	Int Frm Tx	-.01	.00	.00	-.35	-.35	.00	.0%
25305300	70010	Out Legal	1,386.01	1,200.00	1,200.00	29.33	4,000.00	1,200.00	.0%
25305300	70220	Oth PT Sv	.00	1,200.00	1,200.00	.00	1,000.00	1,200.00	.0%
25305300	79070	32020 Rebate JNB	.00	47,200.00	47,200.00	32,984.40	32,984.40	69,908.80	48.1%
25305300	79196	ContribtoFB	.00	10,400.00	10,400.00	.00	5,726.79	15,077.20	45.0%
TOTAL Downtown E Washington			998.10	.00	.00	-10,697.46	.00	.00	.0%
TOTAL REVENUE			-387.91	-60,000.00	-60,000.00	-43,711.19	-43,711.19	-87,386.00	.0%
TOTAL EXPENSE			1,386.01	60,000.00	60,000.00	33,013.73	43,711.19	87,386.00	.0%
GRAND TOTAL			998.10	.00	.00	-10,697.46	.00	.00	.0%





CITY OF BLOOMINGTON, IL  
PROJECTION 20245 / BUDGET ENTRY FUTURE YRS REPORT

ORG	OBJECT PROJ	DESC	2025	2026	2027	2028
25305300	Downtown E	Washington TIF				
<a href="#">25305300 50190</a>		PTx Other	-90,000.00	-90,000.00	-90,000.00	-90,000.00
<a href="#">25305300 70010</a>		Out Legal	1,200.00	1,200.00	1,200.00	1,200.00
<a href="#">25305300 70220</a>		Oth PT Sv	1,200.00	1,200.00	1,200.00	1,200.00
<a href="#">25305300 79070 32020</a>		Rebate JNB	72,000.00	72,000.00	72,000.00	72,000.00
<a href="#">25305300 79196</a>		ContribtoFB	15,600.00	15,600.00	15,600.00	15,600.00
	TOTAL Downtown E	Washington TIF	.00	.00	.00	.00
	TOTAL REVENUE		-90,000.00	-90,000.00	-90,000.00	-90,000.00
	TOTAL EXPENSE		90,000.00	90,000.00	90,000.00	90,000.00
	GRAND TOTAL		.00	.00	.00	.00



# DEBT SERVICE FUNDS



## DEBT SERVICE FUNDS

Debt Service Narrative

Bond Payment Schedule by Issue

Bond Payment Schedule by Fund

30100100 General Bond & Interest

30600600 Arena Bond Redemption

30620620 Multi-Project Bond Fund Redemption

# DEBT SERVICE FUNDS

## 3010, 3060, 3062



### Purpose

The funds noted above account for debt service payments of bond principal and interest. Via bond ordinances the City is required to levy ad valorem tax to pay for the annual debt service of bonds unless otherwise abated by the Council. If the Council abates annual bond payments or a portion thereof; then other funds must be set aside to guarantee these payments. This feature makes City bonds attractive to investors since interest payments are guaranteed each year.

### Authorization & Legal Debt Limit

The Debt Service Fund is established by Ordinances to authorize the issuance of General Obligation Taxable and Tax-Exempt Bonds.

As a "Home Rule" unit of government established by the 1970 Illinois Constitution, the City of Bloomington has no statutory debt limit. The City has established and adopted its own policies regarding the utilization of debt instruments. Debt is used for a variety of purposes and in a variety of ways. The principal use of debt by the City has been for making capital improvements.

### Debt Management

1. Limit the period during which debt is outstanding to a period not greater than the useful life of the asset financed by the debt.
2. In general, for debt issued after 2009, the City will strive to maintain a debt structure under which 50% of the outstanding principal will be repaid within ten years.
3. Sell bonds through competitive, rather than negotiated, sales whenever possible.
4. To aid in debt issuances, the City will select a financial advisor and/or investment banker and bond counsel on a competitive basis. These advisors will be retained for several years to provide continuity and allow these professionals to develop an understanding of the City's needs. The City will abide by the Municipal Security Rulemaking Board (MSRB) standards in selecting a financial advisor.
5. The City will follow a policy of full disclosure on every financial report and bond prospectus (Official Statement), voluntarily following disclosure guidelines provided by the Governmental Finance Officers Association unless the cost of compliance with the higher standard is unreasonable.
6. Consider the refunding of outstanding debt when a goal of at least a 4% net present value savings can be obtained.

The existing debt levels do not have a material effect on the current operations of the City of Bloomington.

### Bond Ratings

Moody's – Aa2 Positive

Standard & Poor's – AA- Stable

Fitch – AA+ Stable

## **FY 2024 Budget & Program Highlights**

- Total bond debt service for FY 2024 is \$6,909,040. This is comprised of principal payments of \$5,028,999 and interest of \$1,880,041.
- The City will continue to monitor the rates for all bond issuances to ascertain whether the City should take advantage of other refunding opportunities.

## **Funding Source**

Property Tax, Replacement Tax, and General Fund Transfers

## **What we Accomplished in FY 2023**

- The City continues to adhere to the City's debt policy adopted by City Council in March 2012.
- The City promptly paid the principal and interest payments in accordance with the bond covenants for each of the City's outstanding debt issuances.
- The City maintained disclosure requirement in accordance with each bond covenant through the Digital Assurance Corporation.
- The City issued \$19,475,000 General Obligation Refunding Bonds, Series 2022 on May 24, 2022, in fiscal year 2023 to finance capital improvements for the City's O'Neil Pool complete reconstruction in the amount of \$5,800,000 and the Bloomington Public Library building renovations in the amount of \$14,200,000.

## **General Obligation Debt Issuances**

### **General Obligation Refunding Bonds, Series 2013A – Fixed Rate**

The City issued \$7,800,000 General Obligation Refunding Bonds, Series 2013A in 2013 to refinance the 2003 General Obligation Bonds for Park Improvements in the amount of \$8,000,000. The City pays debt service expenditures from dedicated revenues within the General Fund. Principal payments ranging from \$330,000 to \$1,100,000 are due each June 1st from 2014 to 2023. Interest ranges from 2.00% to 4.00% and is due semi-annually in June and December. The Fiscal Year 2024 principal and interest payment is \$334,950.

### **General Obligation Bonds, Series 2013C– Fixed Rate**

The City issued \$9,225,000 General Obligation Bonds, Series 2013C in 2013 to finance road and sewer improvements throughout the City. The City pays debt service expenditures from dedicated revenues in the General Fund and through the property tax levy. Principal payments ranging from \$930,000 to \$1,140,000 are due each December 1st from 2015 to 2023. Interest ranges from 2.00% to 3.00% and is due semi-annually in June and December. The Fiscal Year 2024 principal and interest payment is \$1,174,200.

### **Taxable General Obligation Refunding Bonds, Series 2014A– Fixed Rate**

The City issued \$14,920,000 Taxable General Obligation Refunding Bonds, Series 2014A in 2014 to refund the outstanding Taxable General Obligation Bonds, Series 2004. The City pays debt service expenditures from dedicated revenues in the Arena Fund and through the property tax levy. Principal payments ranging from \$415,000 to \$965,000 are due each June 1st from 2015 to 2034. Interest ranges from 3.00% to 4.15% and is due semi-annually on June 1st and December 1st. The Fiscal Year 2024 principal and interest payment is \$1,298,155.

### **Tax Exempt General Obligation Refunding Bonds, Series 2014B– Fixed Rate**

The City issued \$9,700,000 Tax Exempt General Obligation Refunding Bonds, Series 2014B in 2014 to refund the Taxable General Obligation Bonds, Series 2004. The City pays debt service expenditures from dedicated revenues in the Arena Fund and through the property tax levy. Principal payments ranging from \$0 to \$1,050,000 are due each June 1st from 2015 to 2034. Interest ranges from 2.00% to 3.75% and is

due semi-annually on June 1st and December 1st. The Fiscal Year 2024 principal and interest payment is \$438,663.

**General Obligation Refunding Bonds, Series 2017**

The City issued \$7,240,000 General Obligation Refunding Bonds, Series 2017 in 2017 to refund the outstanding General Obligation Demand Bonds, Series 2004, Variable Rate. Series 2004 Multi Project was issued for the Ice Center, Parking Deck at Ice Center, portion of BCPA, Refinance of 1994 Market Square TIF, Capitalized Interest and Costs. The City pays debt service expenditures from dedicated revenues within the General Fund and abates associated property tax levies. Principal payments ranging from \$900,000 to \$1,200,000 are due each June 1st from 2018 to 2024. Interest rates from 1.3% to 2.08% and is due semi-annually on June 1st and December 1st. The Fiscal Year 2024 interest payment is \$1,135,740.

**General Obligation Refunding Bonds, Series 2018A**

The City issued \$11,845,000 General Obligation Refunding Bonds, Series 2018A in 2018 to refund the outstanding General Obligation Demand Bonds, Series 2005 for BCPA in the amount of \$5,065,000 and Series 2007 for Sewer Improvements, McGraw Park, and Fire Station #5 in the amount of \$7,205,000. The City pays debt service expenditures from dedicated revenues within the General Fund and abates associated property tax levies. Principal payments ranging from \$930,000 to \$1,380,000 are due each June 1st from 2019 to 2029. Interest rates from 2.47% to 3.44% and is due semi-annually on June 1st and December 1st. The Fiscal Year 2024 principal and interest payment is \$1,455,876.

**General Obligation Refunding Bonds, Series 2021A**

The City issued \$3,639,000 General Obligation Refunding Bonds, Series 2021A in 2021 to refund the outstanding General Obligation Refunding Bonds Series 2009 (that refinanced GO Bond Series 1996 for the Police Facility and GO Bond Series 2001 for 1995 Southwest Improvements and to improve the cash position of the City) in the amount of \$2,840,000 and General Obligation Notes Series 2018 for multiple parcels of commercial real estate (Frontier Lots) surrounding the Bloomington Center for Performing Arts to expand public parking in the amount of \$770,000. The City pays debt service expenditures from dedicated revenues within the General Fund and abates associated property tax levies. Principal payments ranging from \$151,000 to \$1,116,000 are due each June 1st from 2022 to 2027. Interest rates from 0.29% to 0.69% and is due semi-annually on June 1st and December 1st. The Fiscal Year 2024 principal and interest payment is \$173,019.

**General Obligation Bonds, Series 2022**

The City issued \$19,475,000 General Obligation Refunding Bonds, Series 2022 on May 24, 2022, in fiscal year 2023 to finance capital improvements for the City's O'Neil Pool complete reconstruction in the amount of \$5,800,000 and the Bloomington Public Library building renovations in the amount of \$14,200,000. The City pays debt service expenditures from dedicated revenues within the General Fund and through the property tax levy. Principal payments ranging from \$645,000 to \$1,480,000 are due each June 1st from 2024 to 2042. Interest rates from 4.00% to 5.00% and is due semi-annually on June 1st and December 1st. The Fiscal Year 2024 principal and interest payment is \$898,438.

**Budgetary Fund Balance**

<b>General Bond &amp; Interest</b>	<b>FY 2022 (audited)</b>	<b>FY 2023 (Projected)</b>	<b>FY 2024 (Projected)</b>
<b>Budgetary Fund Balance</b>	\$2,777,041	\$3,445,287	\$2,612,630
<b>Arena Bond Redemption</b>	<b>FY 2022 (audited)</b>	<b>FY 2023 (Projected)</b>	<b>FY 2024 (Projected)</b>
<b>Budgetary Fund Balance</b>	\$1,651,034	\$1,708,234	\$1,838,218
<b>Multi-Project Bond Redemption</b>	<b>FY 2022 (audited)</b>	<b>FY 2023 (Projected)</b>	<b>FY 2024 (Projected)</b>
<b>Budgetary Fund Balance</b>	\$1,132,067	\$1,113,932	\$1,212,480



**\$7,800,000**

**City of Bloomington, Illinois**

**Annual Obligation Refunding Bonds Series 2013A**

**Date:** October 29, 2013

**Interest:** Semi-Annual each June and December, commencing June 1, 2014. Interest accrues at rates ranging from 2.00% to 4.00%.

**Rating:** Moody's: Aa2

Fitch: AA+

**Purpose:** The Series 2013A Bonds were issued to refund \$8,000,000 of Series 2003 General Obligation Bonds for Park Improvements.

**Security:** The bonds are secured by the full faith and credit of the City and are payable from ad valorem property taxes without limitation as to the rate or amount and any other legally available funds of the City.

**Account:** General Bond & Interest

**Debt Service:**

<i>Fiscal Year</i>	<b>Principal</b>	<b>Interest</b>	<b>Total</b>
<b>2024</b>	\$ 330,000	\$ 4,950	\$ 334,950
<b>Total</b>	<b>\$ 330,000</b>	<b>\$ 4,950</b>	<b>\$ 334,950</b>

**\$9,225,000**

**City of Bloomington, Illinois**

**General Obligation Bonds Series 2013C**

**Date:** November 12, 2013

**Interest:** Semi-Annual each June and December, commencing December 1, 2014. Interest accrues at rates ranging from 2.00% to 3.00%.

**Rating:** Moody's: Aa2  
Fitch: AA+

**Purpose:** The Series 2013C Bonds were issued to finance Road and Sewer Improvements.

**Security:** The bonds are secured by the full faith and credit of the City and are payable from ad valorem property taxes without limitation as to the rate or amount and any other legally available funds of the City.

**Account:** General Bond & Interest

**Debt Service:**

<i>Fiscal Year</i>	<b>Principal</b>	<b>Interest</b>	<b>Total</b>
<b>2024</b>	\$ 1,140,000	\$ 34,200	\$ 1,174,200
<b>Total</b>	<b>\$ 1,140,000</b>	<b>\$ 34,200</b>	<b>\$ 1,174,200</b>

**\$14,920,000**

**City of Bloomington, Illinois**

**General Obligation Series 2014A**

- Date:** September 4, 2014
- Interest:** Semi-Annual each June and December, commencing December 1, 2014. Interest accrues at rates ranging from 3.00% to 4.15%.
- Rating:** Moody's: Aa2  
Fitch: AA+
- Purpose:** The Series 2014A Bonds (Taxable) was issued to refund a portion of the City's outstanding Taxable General Obligation Bonds, Original Series 2004.
- Security:** The bonds are secured by the full faith and credit of the City and are payable from ad valorem property taxes without limitation as to the rate or amount and any other legally available funds of the City.
- Account:** Arena Bond Redemption
- Debt Service:**

<b>Fiscal Year</b>	<b>Principal</b>	<b>Interest</b>	<b>Total</b>
<b>2024</b>	\$ 935,000	\$ 363,155	\$ 1,298,155
<b>2025</b>	\$ 900,000	\$ 334,955	\$ 1,234,955
<b>2026</b>	\$ 675,000	\$ 308,124	\$ 983,124
<b>2027</b>	\$ 695,000	\$ 282,436	\$ 977,436
<b>2028</b>	\$ 725,000	\$ 255,811	\$ 980,811
<b>2029</b>	\$ 755,000	\$ 228,062	\$ 983,062
<b>2030</b>	\$ 785,000	\$ 199,186	\$ 984,186
<b>2031</b>	\$ 815,000	\$ 167,556	\$ 982,556
<b>2032</b>	\$ 850,000	\$ 133,007	\$ 983,007
<b>2033</b>	\$ 890,000	\$ 96,903	\$ 986,903
<b>2034</b>	\$ 925,000	\$ 59,241	\$ 984,241
<b>2035</b>	\$ 965,000	\$ 20,024	\$ 985,024
<b>Total</b>	<b>\$ 9,915,000</b>	<b>\$ 2,448,460</b>	<b>\$ 12,363,460</b>

**\$9,700,000**

**City of Bloomington, Illinois**

**General Obligation Series 2014B**

- Date:** September 4, 2014
- Interest:** Semi-Annual each June and December, commencing December 1, 2014. Interest accrues at rates ranging from 2.00% to 3.75%.
- Rating:** Moody's: Aa2  
Fitch: AA+
- Purpose:** The Series 2014B Bonds (Tax Exempt) was issued to refund a portion of the City's outstanding General Obligation Bonds, Original Series 2004.
- Security:** The bonds are secured by the full faith and credit of the City and are payable from ad valorem property taxes without limitation as to the rate or amount and any other legally available funds of the City.
- Account:** Arena Bond Redemption
- Debt Service:**

<i>Fiscal Year</i>	Principal	Interest	Total
<b>2024</b>	\$ 150,000	\$ 288,662	\$ 438,662
<b>2025</b>	\$ 320,000	\$ 281,613	\$ 601,613
<b>2026</b>	\$ 700,000	\$ 266,312	\$ 966,312
<b>2027</b>	\$ 820,000	\$ 243,513	\$ 1,063,513
<b>2028</b>	\$ 930,000	\$ 217,262	\$ 1,147,262
<b>2029</b>	\$ 1,050,000	\$ 187,563	\$ 1,237,563
<b>2030</b>	\$ 535,000	\$ 163,119	\$ 698,119
<b>2031</b>	\$ 630,000	\$ 143,400	\$ 773,400
<b>2032</b>	\$ 720,000	\$ 118,875	\$ 838,875
<b>2033</b>	\$ 830,000	\$ 89,812	\$ 919,812
<b>2034</b>	\$ 930,000	\$ 56,812	\$ 986,812
<b>2035</b>	\$ 1,050,000	\$ 19,688	\$ 1,069,688
<b>Total</b>	<b>\$ 8,665,000</b>	<b>\$ 2,076,631</b>	<b>\$ 10,741,631</b>

**\$7,240,000**

**City of Bloomington, Illinois**

**General Obligation Refunding Bonds Series 2017**

**Date:** July 28, 2017

**Interest:** Semi-annual principal payments are due each June and December, commencing December 1, 2017. Interest accrues at rates ranging from 1.3% to 2.08%.

**Rating:** Moody's: Aa2

Fitch: AA+

**Purpose:** The Series 2017 Bonds were issued to refund Series 2004 Multi Project for Ice Center, Parking Deck at Ice Center, portion of BCPA, Refinance of 1994 Market Square TIF, Capitalized Interest and Costs.

**Security:** The bonds are secured by the full faith and credit of the City and are payable from any funds of the City legally available for such purpose, and all taxable property in the City is subject to the levy of taxes to pay the same without limitation as to rate or amount, except that the rights of the owners of the Bonds and the enforceability of the Bonds may be limited by bankruptcy, insolvency, reorganization, moratorium and other similar laws affecting creditors' rights and by equitable principles, whether considered at law or in equity, including the exercise of judicial discretion.

**Account:** Multi-Project Bond

**Debt Service:**

<i>Fiscal Year</i>	<b>Principal</b>	<b>Interest</b>	<b>Total</b>
<b>2024</b>	\$ 1,100,000	\$ 35,740	\$ 1,135,740
<b>2025</b>	\$ 1,200,000	\$ 12,480	\$ 1,212,480
<b>Total</b>	<b>\$ 2,300,000</b>	<b>\$ 48,220</b>	<b>\$ 2,348,220</b>

**\$11,845,000**

**City of Bloomington, Illinois**

**General Obligation Refunding Bonds, Series 2018A**

**Date:** December 13, 2018

**Interest:** Semi-annual each June and December, commencing June 1, 2019. Interest accrues at a rate ranging from 2.47% to 3.44%.

**Rating:** Standard & Poor's: AA-  
Moody's: Aa2  
Fitch: AA+

**Purpose:** The Series 2018A Bonds were issued to refund Series 2005 for BCPA in the amount of \$5,065,000 and Series 2007 for Sewer Improvements, McGraw Park, and Fire Station #5 in the amount of \$7,205,000.

**Security:** The bonds are secured by the full faith and credit of the City and are payable from ad valorem property taxes without limitation as to the rate or amount and any other legally available funds of the City.

**Account:** General Bond & Interest/Sewer

**Debt Service:**

<b>Fiscal Year</b>	<b>Principal</b>	<b>Interest</b>	<b>Total</b>
<b>2024</b>	\$ 1,220,000	\$ 235,877	\$ 1,455,877
<b>2025</b>	\$ 1,255,000	\$ 200,497	\$ 1,455,497
<b>2026</b>	\$ 1,295,000	\$ 162,722	\$ 1,457,722
<b>2027</b>	\$ 1,335,000	\$ 122,447	\$ 1,457,447
<b>2028</b>	\$ 1,380,000	\$ 79,460	\$ 1,459,460
<b>2029</b>	\$ 970,000	\$ 33,368	\$ 1,003,368
<b>Total</b>	<b>\$ 7,455,000</b>	<b>\$ 834,370</b>	<b>\$ 8,289,370</b>

**\$3,639,000**

**City of Bloomington, Illinois**

**General Obligation Refunding Bonds, Series 2021A**

**Date:** March 4, 2021

**Interest:** Semi-annual each June and December, commencing June 1, 2019. Interest accrues at a rate ranging from 0.29% to 0.69%.

**Rating:** Standard & Poor's: AA-  
Moody's: Aa2  
Fitch: AA+

**Purpose:** The Series 2021A Bonds were issued to refund Series 2009 (that refinanced GO Bond Series 1996 for the Police Facility and GO Bond Series 2001 for 1995 Southwest Improvements and to improve the cash position of the City) in the amount of \$2,840,000 and Notes Series 2018 for purchasing multiple parcels of commercial real estate (Frontier Lots) surrounding the Bloomington Center for Performing Arts to expand public parking in the amount of \$770,000.

**Security:** The bonds are secured by the full faith and credit of the City and are payable from ad valorem property taxes without limitation as to the rate or amount and any other legally available funds of the City.

**Account:** General Bond & Interest

**Debt Service:**

<b>Fiscal Year</b>	<b>Principal</b>	<b>Interest</b>	<b>Total</b>
<b>2024</b>	\$ 154,000	\$ 19,019	\$ 173,019
<b>2025</b>	\$ 151,000	\$ 18,448	\$ 169,448
<b>2026</b>	\$ 989,000	\$ 15,913	\$ 1,004,913
<b>2027</b>	\$ 1,116,000	\$ 10,563	\$ 1,126,563
<b>2028</b>	\$ 1,078,000	\$ 3,719	\$ 1,081,719
<b>Total</b>	<b>\$ 3,488,000</b>	<b>\$ 67,662</b>	<b>\$ 3,555,662</b>

**\$19,475,000**

**City of Bloomington, Illinois**

**General Obligation Bonds, Series 2022**

**Date:** May 24, 2022

**Interest:** Semi-annual each June and December, commencing December 1, 2022. Interest accrues at a rate ranging from 4.00% to 5.00%.

**Rating:** Standard & Poor's: AA-

Moody's: Aa2

Fitch: AA+

**Purpose:** The Series 2022 Bonds were issued for financing the capital improvements for the City's O'Neil Pool complete reconstruction in the amount of \$5,800,000 and the Bloomington Public Library building renovations in the amount of \$14,200,000.

**Security:** The bonds are secured by the full faith and credit of the City and are payable from ad valorem property taxes without limitation as to the rate or amount and any other legally available funds of the City.

**Account:** General Bond & Interest

**Debt Service:**

<b>Fiscal Year</b>	<b>Principal</b>	<b>Interest</b>	<b>Total</b>
<b>2024</b>	\$ 0	\$ 898,438	\$ 898,438
<b>2025</b>	\$ 645,000	\$ 882,312	\$ 1,527,312
<b>2026</b>	\$ 675,000	\$ 849,313	\$ 1,524,313
<b>2027</b>	\$ 710,000	\$ 814,688	\$ 1,524,688
<b>2028</b>	\$ 745,000	\$ 778,312	\$ 1,523,312
<b>2029</b>	\$ 785,000	\$ 740,062	\$ 1,524,062
<b>2030</b>	\$ 825,000	\$ 699,813	\$ 1,524,813
<b>2031</b>	\$ 865,000	\$ 657,562	\$ 1,522,562
<b>2032</b>	\$ 905,000	\$ 613,313	\$ 1,518,313
<b>2033</b>	\$ 950,000	\$ 566,937	\$ 1,516,937
<b>2034</b>	\$ 1,000,000	\$ 518,188	\$ 1,518,188
<b>2035</b>	\$ 1,050,000	\$ 466,937	\$ 1,516,937
<b>2036</b>	\$ 1,100,000	\$ 413,188	\$ 1,513,188
<b>2037</b>	\$ 1,155,000	\$ 356,812	\$ 1,511,812
<b>2038</b>	\$ 1,215,000	\$ 303,638	\$ 1,518,638
<b>2039</b>	\$ 1,265,000	\$ 254,037	\$ 1,519,037
<b>2040</b>	\$ 1,315,000	\$ 202,438	\$ 1,517,438
<b>2041</b>	\$ 1,365,000	\$ 147,984	\$ 1,512,984
<b>2042</b>	\$ 1,425,000	\$ 90,441	\$ 1,515,441
<b>2043</b>	\$ 1,480,000	\$ 30,525	\$ 1,510,525
<b>Total</b>	<b>\$ 19,475,000</b>	<b>\$ 10,284,938</b>	<b>\$ 29,759,938</b>



## Bond Debt Per Capita (How We Compare to Others)

	FY 2018	FY2019	FY2020	FY2021	FY2022
<b>Springfield</b>					
Population	116,250	116,250	116,250	116,250	114,394
Total Bond Debt	\$87,761,451	\$81,899,124	\$75,816,799	\$69,499,473	\$62,977,146
Debt per Capita	<b>\$755</b>	<b>\$705</b>	<b>\$652</b>	<b>\$598</b>	<b>\$551</b>
<b>Bloomington</b>					
Population	78,368	77,962	77,330	78,680	78,680
Total Bond Debt	\$57,820,808	\$52,733,628	\$48,324,053	\$48,482,091	\$38,534,794
Debt per Capita	<b>\$738</b>	<b>\$676</b>	<b>\$625</b>	<b>\$553</b>	<b>\$490</b>
<b>Champaign</b>					
Population	87,432	88,029	88,909	89,390	89,114
Total Bond Debt	\$62,777,623	\$56,812,384	\$50,475,609	\$45,296,097	\$40,456,584
Debt per Capita	<b>\$718</b>	<b>\$645</b>	<b>\$568</b>	<b>\$507</b>	<b>\$454</b>
<b>Decatur</b>					
Population	76,122	76,122	76,122	76,122	N/A
Total Bond Debt	\$147,290,501	\$141,063,113	\$131,532,616	121,291,650	N/A
Debt per Capita	<b>\$1,935</b>	<b>\$1,853</b>	<b>\$1,728</b>	<b>\$1,593</b>	<b>N/A</b>
<b>Normal</b>					
Population	54,284	54,742	54,469	54,469	53,594
Total Bond Debt	\$85,854,019	\$84,077,511	\$81,716,418	\$78,771,635	\$75,646,440
Debt per Capita	<b>\$1,582</b>	<b>\$1,536</b>	<b>\$1,500</b>	<b>\$1,446</b>	<b>\$1,411</b>
<b>Peoria</b>					
Population	114,883	111,388	113,150	111,666	N/A
Total Bond Debt	\$164,595,000	\$166,755,000	\$147,630,000	\$132,951,000	N/A
Debt per Capita	<b>\$1,458</b>	<b>\$1,497</b>	<b>\$1,305</b>	<b>\$1,191</b>	<b>N/A</b>

Peoria and Decatur have a December 31st year end and do not have fiscal year 2022 information available until approximately July 1, 2023.

Statistics for this exhibit are derived from the Comprehensive Annual Financial Report of each respective Government. Debt totals are from the Long-term Debt note in the Notes to Financial Statements.

City of Bloomington, Illinois  
 General Obligation Bond Totals by Fiscal Year  
 All Bonds

Fiscal Year Payment Date	2013A Refunding Bonds	2013C GO Bonds	2014A Refunding Bonds	2014B Refunding Bonds	2017 GO Refunding Bonds	2018A GO Refunding Bonds	2021A GO Refunding Bonds	2022 GO Bonds	GO Bonds
FY 2024	\$ 334,950.00	\$ 1,174,200.00	\$ 1,298,155.00	\$ 438,662.50	\$ 1,135,740.00	\$ 1,455,877.00	\$ 173,019.20	\$ 898,437.52	\$ 6,909,041.22
FY 2025			\$ 1,234,955.00	\$ 601,612.50	\$ 1,212,480.00	\$ 1,455,497.00	\$ 169,447.85	\$ 1,527,312.52	\$ 6,201,304.87
FY 2026			\$ 983,123.75	\$ 966,312.50		\$ 1,457,721.50	\$ 1,004,913.05	\$ 1,524,312.52	\$ 5,936,383.32
FY 2027			\$ 977,436.25	\$ 1,063,512.50		\$ 1,457,447.00	\$ 1,126,563.00	\$ 1,524,687.52	\$ 6,149,646.27
FY 2028			\$ 980,811.25	\$ 1,147,262.50		\$ 1,459,460.00	\$ 1,081,719.10	\$ 1,523,312.52	\$ 6,192,565.37
FY 2029			\$ 983,061.25	\$ 1,237,562.50		\$ 1,003,368.00		\$ 1,525,062.52	\$ 4,749,054.27
FY 2030			\$ 984,186.25	\$ 698,118.75				\$ 1,524,812.52	\$ 3,207,117.52
FY 2031			\$ 982,556.25	\$ 773,400.00				\$ 1,522,562.52	\$ 3,278,518.77
FY 2032			\$ 983,007.50	\$ 838,875.00				\$ 1,518,312.52	\$ 3,340,195.02
FY 2033			\$ 986,902.50	\$ 919,812.50				\$ 1,516,937.52	\$ 3,423,652.52
FY 2034			\$ 984,241.25	\$ 986,812.50				\$ 1,518,187.52	\$ 3,489,241.27
FY 2035			\$ 985,023.75	\$ 1,069,687.50				\$ 1,516,937.52	\$ 3,571,648.77
FY 2036								\$ 1,513,187.52	\$ 1,513,187.52
FY 2037								\$ 1,511,812.52	\$ 1,511,812.52
FY 2038								\$ 1,518,637.52	\$ 1,518,637.52
FY 2039								\$ 1,519,037.52	\$ 1,519,037.52
FY 2040								\$ 1,517,437.52	\$ 1,517,437.52
FY 2041								\$ 1,512,984.39	\$ 1,512,984.39
FY 2042								\$ 1,515,440.64	\$ 1,515,440.64
FY 2043								\$ 1,510,525.01	\$ 1,510,525.01
<b>Total:</b>	<b>\$ 334,950.00</b>	<b>\$ 1,174,200.00</b>	<b>\$ 12,363,460.00</b>	<b>\$ 10,741,631.25</b>	<b>\$ 2,348,220.00</b>	<b>\$ 8,289,370.50</b>	<b>\$ 3,555,662.20</b>	<b>\$ 29,759,937.88</b>	<b>\$ 68,567,431.83</b>

Use of Funds	Parks (orig 2003)	Road and Sewer	Arena (Taxable)	Arena (Tax Exempt)	Ice Center, Ice Center Parking Deck, BCPA	BCPA, Sewer, Parks, Fire Station #5	Police Facility Etc. (orig 1996) & Frontier Parking Lots	O'Neil Pool & Bloomington Public Library
--------------	-------------------	----------------	--------------------	-----------------------	---	---	--	--

Note: Debt Service is funded one year in advance. Therefore, (funding for) debt service payments seen above are (accounted for) in the previous fiscal year. For example, the (funding for the) FY 2024 payments above were (set aside) in FY 2023.

City of Bloomington, Illinois  
 General Obligation Bond Totals by Fiscal Year  
 All Bonds by Fund

<b>Fund</b>	<b>FY 2024</b>	<b>FY 2025</b>	<b>FY 2026</b>	<b>FY 2027</b>	<b>FY 2028</b>	<b>FY 2029</b>	<b>FY 2030</b>	<b>FY 2031</b>	<b>FY 2032</b>	<b>FY 2033</b>
G. O. Bond Fund Principal	\$ 2,388,581	\$ 1,582,517	\$ 2,475,585	\$ 2,662,653	\$ 2,687,855	\$ 1,392,906	\$ 825,000	\$ 865,000	\$ 905,000	\$ 950,000
G. O. Bond Fund Interest	\$ 1,104,433	\$ 1,026,413	\$ 967,205	\$ 901,989	\$ 831,830	\$ 760,975	\$ 699,813	\$ 657,563	\$ 613,313	\$ 566,938
<b>G. O. Bond Fund Total</b>	<b>\$ 3,493,014</b>	<b>\$ 2,608,930</b>	<b>\$ 3,442,790</b>	<b>\$ 3,564,642</b>	<b>\$ 3,519,685</b>	<b>\$ 2,153,881</b>	<b>\$ 1,524,813</b>	<b>\$ 1,522,563</b>	<b>\$ 1,518,313</b>	<b>\$ 1,516,938</b>
Arena Bond Fund Principal	\$ 1,085,000	\$ 1,220,000	\$ 1,375,000	\$ 1,515,000	\$ 1,655,000	\$ 1,805,000	\$ 1,320,000	\$ 1,445,000	\$ 1,570,000	\$ 1,720,000
Arena Bond Fund Interest	\$ 651,818	\$ 616,568	\$ 574,436	\$ 525,949	\$ 473,074	\$ 415,624	\$ 362,305	\$ 310,956	\$ 251,883	\$ 186,715
<b>Arena Bond Fund Total</b>	<b>\$ 1,736,818</b>	<b>\$ 1,836,568</b>	<b>\$ 1,949,436</b>	<b>\$ 2,040,949</b>	<b>\$ 2,128,074</b>	<b>\$ 2,220,624</b>	<b>\$ 1,682,305</b>	<b>\$ 1,755,956</b>	<b>\$ 1,821,883</b>	<b>\$ 1,906,715</b>
Multi-Project Bond Fund Principal	\$ 1,100,000	\$ 1,200,000	\$ -	\$ -	\$ -	\$ -	\$ -	\$ -	\$ -	\$ -
Multi-Project Bond Fund Interest	\$ 35,740	\$ 12,480	\$ -	\$ -	\$ -	\$ -	\$ -	\$ -	\$ -	\$ -
<b>Multi-Project Bond Fund Total</b>	<b>\$ 1,135,740</b>	<b>\$ 1,212,480</b>	<b>\$ -</b>	<b>\$ -</b>	<b>\$ -</b>	<b>\$ -</b>	<b>\$ -</b>	<b>\$ -</b>	<b>\$ -</b>	<b>\$ -</b>
Sewer Fund Bond Principal	\$ 455,418	\$ 468,483	\$ 483,415	\$ 498,347	\$ 515,145	\$ 362,095	\$ -	\$ -	\$ -	\$ -
Sewer Fund Bond Interest	\$ 88,051	\$ 74,844	\$ 60,743	\$ 45,708	\$ 29,662	\$ 12,456	\$ -	\$ -	\$ -	\$ -
<b>Sewer Fund Bond Total</b>	<b>\$ 543,469</b>	<b>\$ 543,327</b>	<b>\$ 544,158</b>	<b>\$ 544,055</b>	<b>\$ 544,807</b>	<b>\$ 374,551</b>	<b>\$ -</b>	<b>\$ -</b>	<b>\$ -</b>	<b>\$ -</b>
<b>Total Bond Principal</b>	<b>\$ 5,028,999</b>	<b>\$ 4,471,000</b>	<b>\$ 4,334,000</b>	<b>\$ 4,676,000</b>	<b>\$ 4,858,000</b>	<b>\$ 3,560,001</b>	<b>\$ 2,145,000</b>	<b>\$ 2,310,000</b>	<b>\$ 2,475,000</b>	<b>\$ 2,670,000</b>
<b>Total Bond Interest</b>	<b>\$ 1,880,041</b>	<b>\$ 1,730,305</b>	<b>\$ 1,602,384</b>	<b>\$ 1,473,645</b>	<b>\$ 1,334,565</b>	<b>\$ 1,189,054</b>	<b>\$ 1,062,118</b>	<b>\$ 968,519</b>	<b>\$ 865,195</b>	<b>\$ 753,653</b>
<b>Total Bond Amount</b>	<b>\$ 6,909,040</b>	<b>\$ 6,201,305</b>	<b>\$ 5,936,384</b>	<b>\$ 6,149,645</b>	<b>\$ 6,192,565</b>	<b>\$ 4,749,055</b>	<b>\$ 3,207,118</b>	<b>\$ 3,278,519</b>	<b>\$ 3,340,195</b>	<b>\$ 3,423,653</b>

City of Bloomington, Illinois  
 General Obligation Bond Totals by Fiscal Year  
 All Bonds by Fund

<b>Fund</b>	<b>FY 2034</b>	<b>FY 2035</b>	<b>FY 2036</b>	<b>FY 2037</b>	<b>FY 2038</b>	<b>FY 2039</b>	<b>FY 2040</b>	<b>FY 2041</b>	<b>FY 2042</b>	<b>FY 2043</b>
G. O. Bond Fund Principal	\$ 1,000,000	\$ 1,050,000	\$ 1,100,000	\$ 1,155,000	\$ 1,215,000	\$ 1,265,000	\$ 1,315,000	\$ 1,365,000	\$ 1,425,000	\$ 1,480,000
G. O. Bond Fund Interest	\$ 518,188	\$ 466,938	\$ 413,188	\$ 356,813	\$ 303,638	\$ 254,038	\$ 202,438	\$ 147,984	\$ 90,441	\$ 30,525
<b>G. O. Bond Fund Total</b>	<b>\$ 1,518,188</b>	<b>\$ 1,516,938</b>	<b>\$ 1,513,188</b>	<b>\$ 1,511,813</b>	<b>\$ 1,518,638</b>	<b>\$ 1,519,038</b>	<b>\$ 1,517,438</b>	<b>\$ 1,512,984</b>	<b>\$ 1,515,441</b>	<b>\$ 1,510,525</b>
Arena Bond Fund Principal	\$ 1,855,000	\$ 2,015,000								
Arena Bond Fund Interest	\$ 116,054	\$ 39,711								
<b>Arena Bond Fund Total</b>	<b>\$ 1,971,054</b>	<b>\$ 2,054,711</b>	<b>\$ -</b>	<b>\$ -</b>	<b>\$ -</b>	<b>\$ -</b>	<b>\$ -</b>	<b>\$ -</b>	<b>\$ -</b>	<b>\$ -</b>
Multi-Project Bond Fund Principal	\$ -	\$ -	\$ -	\$ -	\$ -	\$ -	\$ -	\$ -	\$ -	\$ -
Multi-Project Bond Fund Interest	\$ -	\$ -	\$ -	\$ -	\$ -	\$ -	\$ -	\$ -	\$ -	\$ -
<b>Multi-Project Bond Fund Total</b>	<b>\$ -</b>	<b>\$ -</b>	<b>\$ -</b>	<b>\$ -</b>	<b>\$ -</b>	<b>\$ -</b>	<b>\$ -</b>	<b>\$ -</b>	<b>\$ -</b>	<b>\$ -</b>
Sewer Fund Bond Principal	\$ -	\$ -	\$ -	\$ -	\$ -	\$ -	\$ -	\$ -	\$ -	\$ -
Sewer Fund Bond Interest	\$ -	\$ -	\$ -	\$ -	\$ -	\$ -	\$ -	\$ -	\$ -	\$ -
<b>Sewer Fund Bond Total</b>	<b>\$ -</b>	<b>\$ -</b>	<b>\$ -</b>	<b>\$ -</b>	<b>\$ -</b>	<b>\$ -</b>	<b>\$ -</b>	<b>\$ -</b>	<b>\$ -</b>	<b>\$ -</b>
<b>Total Bond Principal</b>	<b>\$ 2,855,000</b>	<b>\$ 3,065,000</b>	<b>\$ 1,100,000</b>	<b>\$ 1,155,000</b>	<b>\$ 1,215,000</b>	<b>\$ 1,265,000</b>	<b>\$ 1,315,000</b>	<b>\$ 1,365,000</b>	<b>\$ 1,425,000</b>	<b>\$ 1,480,000</b>
<b>Total Bond Interest</b>	<b>\$ 634,241</b>	<b>\$ 506,649</b>	<b>\$ 413,188</b>	<b>\$ 356,813</b>	<b>\$ 303,638</b>	<b>\$ 254,038</b>	<b>\$ 202,438</b>	<b>\$ 147,984</b>	<b>\$ 90,441</b>	<b>\$ 30,525</b>
<b>Total Bond Amount</b>	<b>\$ 3,489,241</b>	<b>\$ 3,571,649</b>	<b>\$ 1,513,188</b>	<b>\$ 1,511,813</b>	<b>\$ 1,518,638</b>	<b>\$ 1,519,038</b>	<b>\$ 1,517,438</b>	<b>\$ 1,512,984</b>	<b>\$ 1,515,441</b>	<b>\$ 1,510,525</b>



CITY OF BLOOMINGTON, IL  
 NEXT YEAR / CURRENT YEAR BUDGET ANALYSIS

PROJECTION: 20244 FY 2024 BUDGET MASTER LEVEL 4

ACCOUNTS FOR:

General Bond & Interest	2022 ACTUAL	2023 ORIG BUD	2023 REVISED BUD	2023 ACTUAL	2023 PROJECTION	2024 ADOPTED	PCT CHANGE
30100100 40000 Use Fund B	.00	.00	.00	.00	.00	-832,656.54	.0%
30100100 50190 PTx Other	-2,152,550.00	-1,804,533.08	-1,804,533.08	-1,804,438.32	-1,804,438.32	-969,879.00	-46.3%
30100100 53020 Replace Tx	-5,000.00	-5,000.00	-5,000.00	-5,000.00	-5,000.00	-5,000.00	.0%
30100100 56010 Int Income	-10,460.72	-3,300.00	-3,300.00	-39,813.74	-43,120.60	-40,000.00	1112.1%
30100100 56020 Int Frm Tx	-31.95	.00	.00	-14.47	.00	.00	.0%
30100100 56110 UR GainLs	.00	-6,861.45	-6,861.45	.00	-6,861.45	-6,861.45	.0%
30100100 70690 Purch Serv	3,150.00	3,700.00	3,700.00	3,550.00	3,700.00	3,700.00	.0%
30100100 73225 Prin 13 Re	720,000.00	335,000.00	335,000.00	335,000.00	335,000.00	330,000.00	-1.5%
30100100 73230 Prin 2013	1,075,000.00	1,110,000.00	1,110,000.00	1,110,000.00	1,110,000.00	1,140,000.00	2.7%
30100100 73239 Pri 2021A	.00	151,000.00	151,000.00	151,000.00	151,000.00	154,000.00	2.0%
30100100 73240 Prin18A	723,846.00	742,647.00	742,647.00	742,647.00	742,647.00	764,581.00	3.0%
30100100 74225 Int 2013 R	30,750.00	14,925.00	14,925.00	14,925.00	14,925.00	4,950.00	-66.8%
30100100 74230 Int 13 Bon	99,750.00	67,500.00	67,500.00	67,500.00	67,500.00	34,200.00	-49.3%
30100100 74239 Int 2021A	14,624.82	19,499.95	19,499.95	19,499.95	19,499.95	19,019.20	-2.5%
30100100 74240 Int2018A	188,382.50	168,694.00	168,694.00	168,694.40	168,694.00	147,826.00	-12.4%
30100100 74241 IntONeilBd	.00	.00	.00	135,370.46	135,370.46	260,606.26	.0%
30100100 74300 LIBINTRST	.00	.00	.00	331,317.89	331,317.89	637,831.26	.0%
30100100 79196 ContrbttoFB	.00	977,104.85	977,104.85	.00	668,245.88	.00	-100.0%
30100100 85100 Fm General	.00	-359,125.68	-359,125.68	-359,125.68	-359,125.68	.00	-100.0%
30100100 85211 Fm BPCA	-560,750.48	-560,204.98	-560,204.98	-560,204.98	-560,204.98	-560,860.47	.1%
30100100 85231 Fm Library	.00	-851,045.61	-851,045.61	.00	-969,149.15	-1,081,456.26	27.1%
TOTAL General Bond & Interes	126,710.17	.00	.00	310,907.51	.00	.00	.0%
TOTAL REVENUE	-2,728,793.15	-3,590,070.80	-3,590,070.80	-2,768,597.19	-3,747,900.18	-3,496,713.72	.0%
TOTAL EXPENSE	2,855,503.32	3,590,070.80	3,590,070.80	3,079,504.70	3,747,900.18	3,496,713.72	.0%
GRAND TOTAL	126,710.17	.00	.00	310,907.51	.00	.00	.0%

69





CITY OF BLOOMINGTON, IL  
 PROJECTION 20245 / BUDGET ENTRY FUTURE YRS REPORT

ORG	OBJECT PROJ	DESC	2025	2026	2027	2028
30100100 General Bond & Interest						
<a href="#">30100100</a>	<a href="#">40000</a>	Use Fund B	.00	.00	-44,956.99	-1,365,804.11
<a href="#">30100100</a>	<a href="#">50190</a>	PTx Other	-1,751,652.10	-1,872,380.80	-1,828,506.30	-460,683.90
<a href="#">30100100</a>	<a href="#">53020</a>	Replace Tx	-5,000.00	-5,000.00	-5,000.00	-5,000.00
<a href="#">30100100</a>	<a href="#">56010</a>	Int Income	-39,180.64	-39,071.88	-38,970.62	-42,338.13
<a href="#">30100100</a>	<a href="#">56110</a>	UR GainLs	-6,861.45	-6,861.45	-6,861.45	-6,861.45
<a href="#">30100100</a>	<a href="#">70690</a>	Purch Serv	3,700.00	3,700.00	3,700.00	3,700.00
<a href="#">30100100</a>	<a href="#">73225</a>	Prin 13 Re	.00	.00	.00	.00
<a href="#">30100100</a>	<a href="#">73230</a>	Prin 2013	.00	.00	.00	.00
<a href="#">30100100</a>	<a href="#">73239</a>	Pri 2021A	151,000.00	989,000.00	1,116,000.00	1,078,000.00
<a href="#">30100100</a>	<a href="#">73240</a>	Prin18A	786,517.00	811,585.00	836,653.00	864,855.00
<a href="#">30100100</a>	<a href="#">73241</a>	PrplONeilB	190,000.00	195,000.00	205,000.00	215,000.00
<a href="#">30100100</a>	<a href="#">73300</a>	LIBPRCPAL	455,000.00	480,000.00	505,000.00	530,000.00
<a href="#">30100100</a>	<a href="#">74225</a>	Int 2013 R	.00	.00	.00	.00
<a href="#">30100100</a>	<a href="#">74230</a>	Int 13 Bon	.00	.00	.00	.00
<a href="#">30100100</a>	<a href="#">74239</a>	Int 2021A	18,447.85	15,913.05	10,563.00	3,719.10
<a href="#">30100100</a>	<a href="#">74240</a>	Int2018A	125,653.00	101,979.00	76,738.00	49,798.00
<a href="#">30100100</a>	<a href="#">74241</a>	IntONeilBd	255,856.26	246,231.26	236,231.26	225,731.26
<a href="#">30100100</a>	<a href="#">74300</a>	LIBINTRST	626,456.26	603,081.26	578,456.26	552,581.26
<a href="#">30100100</a>	<a href="#">79196</a>	ContrbtoFB	833,859.15	121,851.85	.00	.00
<a href="#">30100100</a>	<a href="#">85211</a>	Fm BPCA	-560,714.07	-561,571.03	-561,464.90	-562,240.77
<a href="#">30100100</a>	<a href="#">85231</a>	Fm Library	-1,083,081.26	-1,083,456.26	-1,082,581.26	-1,080,456.26
TOTAL General Bond & Interest			.00	.00	.00	.00
TOTAL REVENUE			-3,446,489.52	-3,568,341.42	-3,568,341.52	-3,523,384.62
TOTAL EXPENSE			3,446,489.52	3,568,341.42	3,568,341.52	3,523,384.62
GRAND TOTAL			.00	.00	.00	.00

70





CITY OF BLOOMINGTON, IL  
 NEXT YEAR / CURRENT YEAR BUDGET ANALYSIS

PROJECTION: 20244 FY 2024 BUDGET MASTER LEVEL 4

ACCOUNTS FOR:

Arena Bond Fund		2022 ACTUAL	2023 ORIG BUD	2023 REVISED BUD	2023 ACTUAL	2023 PROJECTION	2024 ADOPTED	PCT CHANGE	
30600600	56010	Int Income	-4,536.16	-950.00	-950.00	-10,793.29	-9,500.00	-9,500.00	900.0%
30600600	56110	UR GainLs	.00	-2,146.25	-2,146.25	.00	-2,146.25	-2,146.25	.0%
30600600	70690	Purch Serv	1,650.00	1,650.00	1,650.00	1,850.00	1,650.00	1,650.00	.0%
30600600	73232	Prin 2014A	735,000.00	845,000.00	845,000.00	845,000.00	845,000.00	935,000.00	10.7%
30600600	73233	Prin 2014B	160,000.00	160,000.00	160,000.00	160,000.00	150,000.00	150,000.00	-6.3%
30600600	74232	Int 2014A	413,555.00	389,855.00	389,855.00	389,855.00	389,855.00	363,155.00	-6.8%
30600600	74233	Int 2014B	298,112.50	293,312.50	293,312.50	293,312.50	288,662.50	288,662.50	-1.6%
30600600	79196	ContribtoFB	.00	48,650.00	48,650.00	.00	57,200.00	129,983.17	167.2%
30600600	85240	Fr Coliseu	-1,689,480.82	-1,735,371.25	-1,735,371.25	-1,735,371.25	-1,735,371.25	-1,856,804.42	7.0%
TOTAL Arena Bond Fund			-85,699.48	.00	.00	-56,147.04	.00	.00	.0%
TOTAL REVENUE			-1,694,016.98	-1,738,467.50	-1,738,467.50	-1,746,164.54	-1,747,017.50	-1,868,450.67	.0%
TOTAL EXPENSE			1,608,317.50	1,738,467.50	1,738,467.50	1,690,017.50	1,747,017.50	1,868,450.67	.0%
GRAND TOTAL			-85,699.48	.00	.00	-56,147.04	.00	.00	.0%





CITY OF BLOOMINGTON, IL  
 PROJECTION 20245 / BUDGET ENTRY FUTURE YRS REPORT

ORG	OBJECT PROJ	DESC	2025	2026	2027	2028
30600600 Arena Bond Fund						
<a href="#">30600600 56010</a>		Int Income	-9,500.00	-9,500.00	-9,500.00	-9,500.00
<a href="#">30600600 56110</a>		UR GainLs	-2,146.25	-2,146.25	-2,146.25	-2,146.25
<a href="#">30600600 70690</a>		Purch Serv	1,650.00	1,650.00	1,650.00	1,650.00
<a href="#">30600600 73232</a>		Prin 2014A	900,000.00	675,000.00	695,000.00	725,000.00
<a href="#">30600600 73233</a>		Prin 2014B	320,000.00	700,000.00	820,000.00	930,000.00
<a href="#">30600600 74232</a>		Int 2014A	334,955.00	308,123.75	282,436.25	255,811.25
<a href="#">30600600 74233</a>		Int 2014B	281,612.50	266,312.50	243,512.50	217,262.50
<a href="#">30600600 79196</a>		ContribtoFB	112,868.75	91,512.50	87,125.00	92,400.00
<a href="#">30600600 85240</a>		Fr Coliseu	-1,939,440.00	-2,030,952.50	-2,118,077.50	-2,210,477.50
TOTAL Arena Bond Fund			.00	.00	.00	.00
TOTAL REVENUE			-1,951,086.25	-2,042,598.75	-2,129,723.75	-2,222,123.75
TOTAL EXPENSE			1,951,086.25	2,042,598.75	2,129,723.75	2,222,123.75
GRAND TOTAL			.00	.00	.00	.00







CITY OF BLOOMINGTON, IL  
 NEXT YEAR / CURRENT YEAR BUDGET ANALYSIS

PROJECTION: 20244 FY 2024 BUDGET MASTER LEVEL 4

ACCOUNTS FOR:

Multi-Project Fund	2022 ACTUAL	2023 ORIG BUD	2023 REVISED BUD	2023 ACTUAL	2023 PROJECTION	2024 ADOPTED	PCT CHANGE
30620620 40000 Use Fund B	.00	-20,735.00	-20,735.00	.00	-18,135.00	.00	-100.0%
30620620 53020 Replace Tx	-50,000.00	-50,000.00	-50,000.00	-50,000.00	-50,000.00	-50,000.00	.0%
30620620 56010 Int Income	-2,890.35	-500.00	-500.00	-5,710.95	-4,500.00	-4,500.00	800.0%
30620620 56110 UR GainLs	.00	-1,400.00	-1,400.00	.00	.00	.00	-100.0%
30620620 73234 Prinl7Rink	469,000.00	515,900.00	515,900.00	515,900.00	515,900.00	515,900.00	.0%
30620620 73235 Prinl7Garg	271,000.00	298,100.00	298,100.00	298,100.00	298,100.00	298,100.00	.0%
30620620 73236 Prinl7BCPA	260,000.00	286,000.00	286,000.00	286,000.00	286,000.00	286,000.00	.0%
30620620 74234 Int 17Rink	35,095.26	26,486.77	26,486.77	26,486.77	26,486.77	16,762.06	-36.7%
30620620 74235 Intl7Garge	20,278.94	15,304.73	15,304.73	15,304.73	15,304.73	9,685.54	-36.7%
30620620 74236 Int 17BCPA	19,455.80	14,683.50	14,683.50	14,683.50	14,683.50	9,292.40	-36.7%
30620620 79196 ContrbtoFB	.00	.00	.00	.00	.00	98,548.21	.0%
30620620 85100 Fm General	-540,316.36	-469,751.77	-469,751.77	-469,751.77	-469,751.77	-576,710.27	22.8%
30620620 85211 Fm BPCA	-279,455.80	-300,683.50	-300,683.50	-300,683.50	-300,683.50	-295,292.40	-1.8%
30620620 85558 Fm CsmPkg	-291,278.94	-313,404.73	-313,404.73	-313,404.73	-313,404.73	-307,785.54	-1.8%
TOTAL Multi-Project Fund	-89,111.45	.00	.00	16,924.05	.00	.00	.0%
TOTAL REVENUE	-1,163,941.45	-1,156,475.00	-1,156,475.00	-1,139,550.95	-1,156,475.00	-1,234,288.21	.0%
TOTAL EXPENSE	1,074,830.00	1,156,475.00	1,156,475.00	1,156,475.00	1,156,475.00	1,234,288.21	.0%
GRAND TOTAL	-89,111.45	.00	.00	16,924.05	.00	.00	.0%





CITY OF BLOOMINGTON, IL  
 PROJECTION 20245 / BUDGET ENTRY FUTURE YRS REPORT

ORG	OBJECT PROJ	DESC	2025	2026	2027	2028
30620620 Multi-Project Bond Fund						
<a href="#">30620620 40000</a>		Use Fund B	-1,212,480.00	.00	.00	.00
<a href="#">30620620 53020</a>		Replace Tx	.00	.00	.00	.00
<a href="#">30620620 56010</a>		Int Income	.00	.00	.00	.00
<a href="#">30620620 73234</a>		Prinl7Rink	562,800.00	.00	.00	.00
<a href="#">30620620 73235</a>		Prinl7Garg	325,200.00	.00	.00	.00
<a href="#">30620620 73236</a>		Prinl7BCPA	312,000.00	.00	.00	.00
<a href="#">30620620 74234</a>		Int 17Rink	5,853.12	.00	.00	.00
<a href="#">30620620 74235</a>		Intl7Garge	3,382.08	.00	.00	.00
<a href="#">30620620 74236</a>		Int 17BCPA	3,244.80	.00	.00	.00
<a href="#">30620620 79196</a>		ContribtoFB	.00	.00	.00	.00
<a href="#">30620620 85100</a>		Fm General	.00	.00	.00	.00
<a href="#">30620620 85211</a>		Fm BPCA	.00	.00	.00	.00
<a href="#">30620620 85558</a>		Fm CsmPkg	.00	.00	.00	.00
TOTAL Multi-Project Bond Fund			.00	.00	.00	.00
TOTAL REVENUE			-1,212,480.00	.00	.00	.00
TOTAL EXPENSE			1,212,480.00	.00	.00	.00
GRAND TOTAL			.00	.00	.00	.00



# CAPITAL PROJECT FUNDS



## **CAPITAL PROJECT FUNDS**

40100100 Capital Improvement Fund

40120200 Capital Improvement (Asphalt & Concrete) Fund

# CAPITAL IMPROVEMENT 4010



## **Purpose**

As required by accounting standards, capital expenditures for governmental activities that are not considered business activities must be accounted for in a separate fund. Governments often find it useful to report major capital acquisition and construction separately from their ongoing operational activities. Separate reporting enhances an understanding of the government's capital activities, and it helps avoid the distortions in financial resources trend information that can arise when capital and operating activities are mixed.

## **Authorization**

Generally Accepted Accounting Principles (GAAP) provide for the use of capital project funds "to account for the financial resources to be used for the acquisition and construction of major capital facilities (other than those financed through proprietary (enterprise) and trust funds)."

## **FY 2024 Budget & Program Highlights**

The FY 2024 Capital Improvement Budget will fund the following capital projects (see below). Home Rule Sales Tax and Local Motor Fuel Tax revenue will fund street resurfacing and sidewalk projects now located in the Capital Improvement (Asphalt & Concrete) Fund. The Bloomington City Council created this fund on April 22, 2019 as part of Item 9G.

<b>Capital Improvement Fund/General Fund</b>	
<b><u>Police Capital Improvement Projects</u></b>	
Front Desk/ Tower redesign for Safety Enhancements	\$ 200,000
<b><u>Facilities Capital Improvement Projects</u></b>	
Solar Evaluation	\$ 75,000
EV Charging Evaluation	\$ 100,000
Unforeseen Major Facility Repairs	\$ 100,000
City Hall ADA & Life Safety Improvements	\$ 800,000
City Building Tuckpointing & Sealing	\$ 200,000
<b><u>Parks Capital Improvement Projects</u></b>	
Unforeseen Major Repairs Throughout PRCA Department	\$ 50,000
Walt Bittner Park Playground	\$ 100,000
Fell Park Playground	\$ 75,000
Lincoln Leisure Center-Restoration of Exterior Elements	\$ 35,000
Trail Resurfacing - GE Road from Hershey Rd to Airport Rd	\$ 200,000
Trail - Hershey to Veterans	\$ 150,000
Route 66 Trail Funk's Grove to McLean 4.8 miles, Section 6	\$ 17,000
Park Maintenance Facility Restrooms	\$ 125,000
Landscaping the Northwest crossover of Rt. 9 and Veterans Parkway	\$ 25,000
Monument style sign I-74 and I-55 Crossover	\$ 75,000
<b><u>Public Works Capital Improvement Projects</u></b>	
Public Works Citizens Convenience Center Land Acquisition	\$ 350,000
Const. Trail Extension: Lincoln St to Lafayette St - Construction	\$ 350,000
Const. Trail Extension: Lafayette St to Hamilton Rd - PH II Design	\$ 115,000
Const. Trail Extension: Lafayette St to Hamilton Rd - Land	\$ 20,000
Meadowbrook Subdivision Improvement Project	\$ 1,750,000
Airport Rd & Cornelius Dr Traffic Signal Improvements - Design	\$ 150,000
Airport Rd & Cornelius Dr Traffic Signal Improvements - Construction	\$ 550,000
<b>Total Capital Improvement Fund Projects Funded: \$ 5,612,000</b>	

### Funding Source

Transfer from the General Fund, Grants, Private Foundations and Bond proceeds.

## What we Accomplished in FY 2023

- Police Administration HVAC Controls Upgrade
- Jackson St. Building Remodel - Phase 2
- ECD Floor Plan Update
- City Hall ADA & Life Safety Improvements
- City Hall Genset Replacement
- Market Street Garage Structural Repairs
- O'Neil Pool Landscape Project
- Sweeney Park Playground and amenities
- McGraw Tennis Court Resurface
- Tipton Trails Park and Constitution Trail on GE Repair
- Route 66 Trail Funk's Grove to McLean 4.8 miles, Section 6
- Route 66 Trail Shirley to Funk's Grove
- South American Exhibit at Miller Park Zoo
- The Grove on Kickapoo Creek Subdivision Pavement Oversizing
- Wylie Dr & Maple Hill Rd Intersection Improvement - Construction
- Const. Trail Extension: Lincoln St to Lafayette St - Land (Easement)
- Downtown Streetscape Project and Concept Design

## Budgetary Fund Balance

Capital Improvement Fund	FY 2022 (audited)	FY 2023 (Projected)	FY 2024 (Projected)
<b>Budgetary Fund Balance</b>	-\$5,201,321	\$1,551,609	\$59,609

## Fun Facts

Capital expenditures are building improvements, land improvements and infrastructure.

The purchase of vehicles and equipment is accounted for in either the Capital Lease Fund or within the departmental budgets depending on the funding source.



CITY OF BLOOMINGTON, IL  
 NEXT YEAR / CURRENT YEAR BUDGET ANALYSIS

PROJECTION: 20244 FY 2024 BUDGET MASTER LEVEL 4

ACCOUNTS FOR:

Capital Improvements			2022 ACTUAL	2023 ORIG BUD	2023 REVISED BUD	2023 ACTUAL	2023 PROJECTION	2024 ADOPTED	PCT CHANGE
40100100	40000	Use Fund B	.00	-1,194,809.25	-1,195,639.25	.00	.00	-1,492,000.00	24.8%
40100100	53110	75000 Fed Grants	.00	.00	-750,000.00	-750,000.00	-750,000.00	.00	-100.0%
40100100	53120	St Grants	.00	-350,000.00	-1,100,000.00	.00	-1,450,000.00	-600,000.00	-45.5%
40100100	53310	St of IL	.00	.00	.00	.00	.00	.00	.0%
40100100	56010	Int Income	-19,862.90	.00	.00	-193,533.14	-338,699.50	-220,000.00	.0%
40100100	56110	UR GainLs	.00	-5,190.75	-5,190.75	.00	.00	.00	-100.0%
40100100	57110	Prop Sale	.00	.00	.00	.00	.00	.00	.0%
40100100	57310	Donations	.00	.00	.00	-200,000.00	-200,000.00	.00	.0%
40100100	57320	POwn Contr	.00	.00	.00	-71,821.49	-71,821.49	.00	.0%
40100100	57330	Zoo Contrb	.00	.00	-250,000.00	.00	-250,000.00	.00	-100.0%
40100100	57390	Othr Cont	.00	-50,000.00	-150,000.00	.00	-150,000.00	.00	-100.0%
40100100	57420	PropDamClm	.00	.00	-95,899.34	-95,899.34	-95,899.34	.00	-100.0%
40100100	57421	45002 Loss Recov	.00	.00	.00	.00	.00	.00	.0%
40100100	57510	Bd Proceed	.00	.00	.00	-5,647,750.00	-5,647,750.00	.00	.0%
40100100	57510	49000 Bd Proceed	.00	.00	.00	.00	.00	.00	.0%
40100100	57511	Bond Prem	.00	.00	.00	-351,030.66	-351,030.66	.00	.0%
40100100	57515	Ln Proceed	.00	.00	.00	.00	.00	.00	.0%
40100100	57985	Cash StOvr	.00	.00	.00	.00	.00	.00	.0%
40100100	70050	Eng Sv	.00	.00	.00	.00	.00	.00	.0%
40100100	70050	40101 Eng Sv	.00	.00	.00	.00	.00	.00	.0%
40100100	70051	A&E Cap	623,728.50	.00	123,800.00	38,945.50	123,800.00	440,000.00	255.4%
40100100	70051	49000 A&E Cap	.00	.00	.00	.00	.00	.00	.0%
40100100	70051	75000 A&E Cap	.00	.00	750,000.00	750,000.00	750,000.00	.00	-100.0%
40100100	70220	Oth PT Sv	.00	.00	.00	.00	.00	.00	.0%
40100100	72120	CO Comp Eq	.00	.00	.00	.00	.00	.00	.0%
40100100	72140	CO Other	177,212.25	300,000.00	300,000.00	112,129.14	112,129.14	250,000.00	-16.7%
40100100	72140	49000 CO Other	.00	.00	.00	.00	.00	.00	.0%
40100100	72510	Land	.00	350,000.00	350,000.00	.00	25,000.00	370,000.00	5.7%
40100100	72520	Buildings	251,036.89	2,235,000.00	2,207,099.34	696,347.00	1,587,821.00	1,510,000.00	-31.6%
40100100	72520	15000 Buildings	175,527.00	.00	.00	.00	.00	.00	.0%
40100100	72520	45002 Buildings	.00	.00	.00	.00	.00	.00	.0%
40100100	72520	65000 Buildings	.00	.00	.00	.00	.00	.00	.0%
40100100	72520	70000 Buildings	.00	.00	.00	.00	.00	.00	.0%
40100100	72530	St Const	.00	699,651.00	699,651.00	91,623.00	699,651.00	2,300,000.00	228.7%
40100100	72530	40500 St Const	.00	.00	.00	.00	.00	.00	.0%
40100100	72530	40600 St Const	.00	.00	.00	.00	.00	.00	.0%
40100100	72560	Sdwk Const	.00	.00	.00	.00	.00	.00	.0%
40100100	72560	40500 Sdwk Const	.00	.00	.00	.00	.00	.00	.0%
40100100	72570	Park Const	.00	.00	1,100,830.00	1,069,639.95	1,300,071.00	.00	-100.0%
40100100	72570	49000 Park Const	14,003,653.00	.00	.00	2,486.00	2,486.00	.00	.0%
40100100	72580	Bike Trail	.00	275,715.00	275,715.00	45,283.92	102,943.92	717,000.00	160.1%
40100100	72620	OCap Imprv	102,051.55	370,000.00	370,000.00	.00	220,000.00	25,000.00	-93.2%
40100100	72620	45001 OCap Imprv	.00	.00	.00	.00	.00	.00	.0%





CITY OF BLOOMINGTON, IL  
 NEXT YEAR / CURRENT YEAR BUDGET ANALYSIS

PROJECTION: 20244 FY 2024 BUDGET MASTER LEVEL 4

ACCOUNTS FOR:

Capital Improvements	2022 ACTUAL	2023 ORIG BUD	2023 REVISED BUD	2023 ACTUAL	2023 PROJECTION	2024 ADOPTED	PCT CHANGE
40100100 72900 UnfndCapAd	.00	.00	.00	.00	.00	.00	.0%
40100100 74990 Othr Intst	.00	.00	.00	.00	.00	.00	.0%
40100100 79180 Bnd Iss Cs	.00	.00	.00	198,004.85	198,004.85	.00	.0%
40100100 79196 ContrbtoFB	.00	.00	.00	.00	6,752,930.34	.00	.0%
40100100 79990 Othr Exp	.00	.00	.00	.00	60,729.74	.00	.0%
40100100 85100 Fm General	-8,212,414.50	-2,630,366.00	-2,630,366.00	-2,630,366.00	-2,630,366.00	-3,300,000.00	25.5%
40100100 85101 Fm Prk Dd	.00	.00	.00	.00	.00	.00	.0%
40100100 85331 Fm Emp TIF	.00	.00	.00	.00	.00	.00	.0%
40100100 89413 ToAshphalt	.00	.00	.00	.00	.00	.00	.0%
40100100 89531 To StrmWtr	.00	.00	.00	.00	.00	.00	.0%
TOTAL Capital Improvements	7,100,931.79	.00	.00	-6,935,941.27	.00	.00	.0%
TOTAL REVENUE	-8,232,277.40	-4,230,366.00	-6,177,095.34	-9,940,400.63	-11,935,566.99	-5,612,000.00	.0%
TOTAL EXPENSE	15,333,209.19	4,230,366.00	6,177,095.34	3,004,459.36	11,935,566.99	5,612,000.00	.0%
GRAND TOTAL	7,100,931.79	.00	.00	-6,935,941.27	.00	.00	.0%







CITY OF BLOOMINGTON, IL  
 PROJECTION 20245 / BUDGET ENTRY FUTURE YRS REPORT

ORG	OBJECT PROJ	DESC	2025	2026	2027	2028
40100100 Capital Improvement						
<a href="#">40100100</a>	<a href="#">40000</a>	Use Fund B	.00	.00	.00	.00
<a href="#">40100100</a>	<a href="#">53120</a>	St Grants	.00	.00	.00	.00
<a href="#">40100100</a>	<a href="#">56010</a>	Int Income	-200,000.00	-200,000.00	-200,000.00	-200,000.00
<a href="#">40100100</a>	<a href="#">70051</a>	A&E Cap	195,000.00	40,000.00	.00	.00
<a href="#">40100100</a>	<a href="#">72140</a>	CO Other	200,000.00	240,000.00	50,000.00	55,000.00
<a href="#">40100100</a>	<a href="#">72510</a>	Land	220,000.00	.00	.00	.00
<a href="#">40100100</a>	<a href="#">72520</a>	Buildings	1,785,000.00	2,045,000.00	575,000.00	150,000.00
<a href="#">40100100</a>	<a href="#">72530</a>	St Const	.00	.00	.00	.00
<a href="#">40100100</a>	<a href="#">72570</a>	Park Const	50,000.00	27,000.00	1,500,000.00	.00
<a href="#">40100100</a>	<a href="#">72580</a>	Bike Trail	613,300.00	437,000.00	13,700.00	263,700.00
<a href="#">40100100</a>	<a href="#">72620</a>	OCap Imprv	75,000.00	1,425,000.00	.00	.00
<a href="#">40100100</a>	<a href="#">85100</a>	Fm General	-2,938,300.00	-4,014,000.00	-1,938,700.00	-268,700.00
TOTAL Capital Improvement			.00	.00	.00	.00
TOTAL REVENUE			-3,138,300.00	-4,214,000.00	-2,138,700.00	-468,700.00
TOTAL EXPENSE			3,138,300.00	4,214,000.00	2,138,700.00	468,700.00
GRAND TOTAL			.00	.00	.00	.00



# CAPITAL IMPROVEMENT (ASPHALT & CONCRETE) 4012



## Purpose

In order to increase transparency and specifically track those related revenues and expenses, Staff recommended a separate Capital Improvement Fund, the Capital Improvement Asphalt and Concrete Fund, be established. These funds are solely for sidewalks and street maintenance projects within the City, which may include overlay projects, concrete or asphalt resurfacing and other related street maintenance projects specifically approved by the City Council, as well as sidewalk repair and maintenance.

Local Motor Fuel Tax (LMFT): The City imposes a LMFT of 8 cents per gallon under home rule authority. The LMFT does not have the same administrative requirements as MFT and is typically contained within the Street Maintenance narrative. The LMFT is authorized by City Municipal Code, Chapter 39, Article XVIII.

## Authorization

The City raises revenue from two sources, which are dedicated to the maintenance of the City's streets and sidewalks: the City's tax on local motor fuel, pursuant to Ordinance No. 2014-34 and No. 2019-20; and a portion of the City's Home Rule Sales Tax, pursuant to Ordinance No. 2015-62.

## FY 2024 Budget & Program Highlights

The FY 2024 Capital Improvement (Asphalt & Concrete) Budget will fund the following capital projects (see below). This work should begin in late June or early July 2023.

Public Works Capital Improvement (Asphalt & Concrete) Fund Projects	
Multi-Year Street & Alley Resurface Program	\$7,400,000
Multi-Year Sidewalk Replacement Program	\$2,300,000
Emergency Multi-Year Street, Alley & Sidewalk Repairs	\$300,000
<b>Totals:</b>	<b>\$10,000,000</b>

## What we accomplished in FY 2023

- Awarded \$7.0 million in street resurfacing and pavement preservation work.
- Awarded \$1.8 million to bring sidewalks into compliance with the Americans with Disabilities Act.
- Awarded \$200,000 in repair of shoulder drop-offs, brick street patches, and failed concrete pavements.
- Continued providing regular updates on the Bloomington Streets website, which includes roadwork information, photos, and videos.

## Funding Source

Local Motor Fuel Tax and a portion of the City's Home Rule Sales Tax

## Budgetary Fund Balance

Capital Improvement (Asphalt & Concrete) Fund	FY 2022 (audited)	FY 2023 (Projected)	FY 2024 (Projected)
<b>Budgetary Fund Balance</b>	\$1,012,596	\$3,143,353	\$1,099,803



CITY OF BLOOMINGTON, IL  
 NEXT YEAR / CURRENT YEAR BUDGET ANALYSIS

PROJECTION: 20244 FY 2024 BUDGET MASTER LEVEL 4

ACCOUNTS FOR:

Cap Imp. Asphalt & Concrete	2022 ACTUAL	2023 ORIG BUD	2023 REVISED BUD	2023 ACTUAL	2023 PROJECTION	2024 ADOPTED	PCT CHANGE
40120200 40000 Use FB	.00	-87,520.11	-87,520.11	.00	.00	-2,043,549.96	2234.9%
40120200 50014 Hm Rule Tx	.00	-2,781,029.85	-2,781,029.85	-2,009,932.90	-2,941,355.94	-2,850,000.00	2.5%
40120200 50020 Local MFT	.00	-4,100,000.00	-4,100,000.00	-2,783,199.79	-4,097,950.65	-4,000,000.00	-2.4%
40120200 50190 PTx Other	.00	.00	.00	.00	.00	.00	.0%
40120200 53110 75000 Fed Grants	.00	.00	.00	.00	-4,000,000.00	.00	.0%
40120200 56010 Int Income	-9,609.64	-5,000.00	-5,000.00	-47,207.76	-75,000.00	-90,000.00	1700.0%
40120200 56110 UR GainLs	.00	-6,450.04	-6,450.04	.00	-6,450.04	-6,450.04	.0%
40120200 57320 POwn Contr	-19,327.89	-20,000.00	-20,000.00	-8,184.01	-10,000.00	-10,000.00	-50.0%
40120200 57985 Cash ShOvr	.00	.00	.00	.00	.00	.00	.0%
40120200 70050 Eng Sv	.00	.00	.00	.00	.00	.00	.0%
40120200 70220 Oth PT Sv	.00	.00	.00	.00	.00	.00	.0%
40120200 72530 St Const	5,978,540.06	5,850,000.00	5,850,000.00	5,394,218.92	5,850,000.00	6,300,000.00	7.7%
40120200 72530 75000 St Const	.00	.00	.00	.00	1,266,293.45	1,700,000.00	.0%
40120200 72560 Sdwk Const	1,194,210.44	1,150,000.00	1,150,000.00	1,070,371.28	1,150,000.00	1,700,000.00	47.8%
40120200 72560 75000 Sdwk Const	.00	.00	.00	.00	733,706.55	300,000.00	.0%
40120200 79196 ContrbtoFB	.00	.00	.00	.00	2,130,756.63	.00	.0%
40120200 85100 Fm General	-6,772,468.55	.00	.00	.00	.00	-1,000,000.00	.0%
40120200 85331 Fm Emp TIF	.00	.00	.00	.00	.00	.00	.0%
40120200 85420 Fm Cap Imp	.00	.00	.00	.00	.00	.00	.0%
TOTAL Cap Imp. Asphalt & Con	371,344.42	.00	.00	1,616,065.74	.00	.00	.0%
TOTAL REVENUE	-6,801,406.08	-7,000,000.00	-7,000,000.00	-4,848,524.46	-11,130,756.63	-10,000,000.00	.0%
TOTAL EXPENSE	7,172,750.50	7,000,000.00	7,000,000.00	6,464,590.20	11,130,756.63	10,000,000.00	.0%
GRAND TOTAL	371,344.42	.00	.00	1,616,065.74	.00	.00	.0%

83



**CITY OF BLOOMINGTON, IL  
 PROJECTION 20245 / BUDGET ENTRY FUTURE YRS REPORT**

ORG	OBJECT PROJ	DESC	2025	2026	2027	2028
40120200 Cap Imp. Asphalt & Concrete						
<a href="#">40120200</a>	<a href="#">40000</a>	Use FB	-265,049.96	-236,264.96	-207,192.16	-177,828.56
<a href="#">40120200</a>	<a href="#">50014</a>	Hm Rule Tx	-2,878,500.00	-2,907,285.00	-2,936,357.80	-2,965,721.40
<a href="#">40120200</a>	<a href="#">50020</a>	Local MFT	-4,000,000.00	-4,000,000.00	-4,000,000.00	-4,000,000.00
<a href="#">40120200</a>	<a href="#">56010</a>	Int Income	-90,000.00	-90,000.00	-90,000.00	-90,000.00
<a href="#">40120200</a>	<a href="#">56110</a>	UR GainLs	-6,450.04	-6,450.04	-6,450.04	-6,450.04
<a href="#">40120200</a>	<a href="#">57320</a>	POwn Contr	-10,000.00	-10,000.00	-10,000.00	-10,000.00
<a href="#">40120200</a>	<a href="#">72530</a>	St Const	8,000,000.00	8,000,000.00	8,000,000.00	8,000,000.00
<a href="#">40120200</a>	<a href="#">72530</a>	<a href="#">75000</a> St Const	.00	.00	.00	.00
<a href="#">40120200</a>	<a href="#">72560</a>	Sdwk Const	2,000,000.00	2,000,000.00	2,000,000.00	2,000,000.00
<a href="#">40120200</a>	<a href="#">72560</a>	<a href="#">75000</a> Sdwk Const	.00	.00	.00	.00
<a href="#">40120200</a>	<a href="#">85100</a>	Fm General	-2,750,000.00	-2,750,000.00	-2,750,000.00	-2,750,000.00
TOTAL Cap Imp. Asphalt & Concrete			.00	.00	.00	.00
TOTAL REVENUE			-10,000,000.00	-10,000,000.00	-10,000,000.00	-10,000,000.00
TOTAL EXPENSE			10,000,000.00	10,000,000.00	10,000,000.00	10,000,000.00
GRAND TOTAL			.00	.00	.00	.00



# CAPITAL EQUIPMENT



## CAPITAL EQUIPMENT FY 2024

### Capital Lease Fund

40110149 FY 2024 Capital Lease

40110151 FY 2025 Capital Lease

40110153 FY 2026 Capital Lease

40110155 FY 2027 Capital Lease

40110157 FY 2028 Capital Lease

Capital equipment includes capital assets items: furniture, machinery, equipment, and vehicles that have a useful life of one year or more and cost a minimum of \$5,000. These items are budgeted within the individual departments or the Capital Lease Fund, if applicable, and depreciation is calculated annually.

# CAPITAL LEASE 4011



## Purpose

In FY 2011, the City initiated a Capital Lease program to replace needed equipment. The City utilizes capital leases for most of its equipment, rolling stock needs and some capital projects and infrastructure.

## What is a Capital Lease?

A capital lease is a fixed-term (and usually non-cancelable) lease, similar to a loan agreement, used to purchase a capital asset in installments. The lessor's services are limited to financing the asset, and the lessee "City" pays all costs, which include insurance, maintenance, and taxes. Capital leases are regarded as equivalent to a sale by the lessor, and a purchase by the lessee (even though the lessor holds the title in the lessee's name until the end of the lease period). Therefore, leased assets must be capitalized and shown in the lessee's balance sheet as a fixed asset with a corresponding non-current liability (lease payable).

To be considered a capital lease, a lease must meet one or more of these four criteria:

- (1) The title of the asset passes automatically from the lessor to the lessee at the end of the lease term. (This criterion is met by the City.)
- (2) The lease contains a bargain purchase option under which the lessee may acquire the leased-asset at less than its fair market value at the end of the lease term,
- (3) The lease term is for a period longer than 75 percent of the estimated economic life of the asset, or
- (4) The present value of the lease payments is greater than 90 percent of the fair market value of the asset at the beginning of the lease term.

A capital lease is a "full payment lease" because the lease payments pay back (amortize) the full cost (including finance costs, overhead and profit margin) of the leased asset to the lessor, with little or no dependence on the residual (or salvage) value of the asset.

## The City Has the Following Capital Lease Programs

### Capital Lease Purchases FY 2015

Total	5 Years	10 Years
<b>\$3,581,000</b>	\$2,767,142	\$813,858
<b>Payment period</b>	May 2015–November 2019 <i>Note: This 5 year Capital Lease was paid off November 2019</i>	May 2015–November 2024

- Capital Lease Purchased in FY 2015 and Financed in FY 2016

- Equipment included: Information Services Equipment, Information Services Network Switches, 2-Park Vehicles, 1-Dirt Grinder, BCPA Building Repairs, 7-Police Vehicles, STARCOM Console and Radios, 1-Ambulance, 1-Medic Vehicle, 1-Fire Pump Truck, Partial payment for 1-Rescue Pumper, 1-Fire Training Vehicle, 1-Facility Management Vehicle, 1-Parking Vehicle, 1-Skidsteer, 1-Asphalt Mill, 1-Engineering Vehicle, 1-Vehicle Diagnostic Tool, 5-Water Vehicles, 1-Automated Recycling Truck, U.S. Cellular Coliseum Safety and Building Repairs and Upgrades

### Capital Lease Purchases FY 2016

Total	5 Years	10 Years
<b>\$3,981,567</b>	<b>\$2,030,428</b>	<b>\$1,951,139</b>
<b>Payment period</b>	July 2016–June 2021 <i>Note: This 5-year Capital Lease was paid off June 2021</i>	July 2016-June 2026

- Capital Lease Purchased in FY 2016 and Financed in FY 2017
- Equipment included: IS Security camera infrastructure, IS Network switch replacements, IS fixed assets, Police Department Professional Standards software, IS Video Conferencing Solution, Parks Mower, Fire Cardiac Monitor/Defibrillator, 3-Fire Oxygen Cylinder Fill Stations, 1 Fire F-150 Truck, 1-Fire SUV, 1-Fire Utility Task Vehicle, 1-Water Admin Dodge Dakotas, 1-Water John Deere 410J, 1-Water Small Wheel Loader, 1-Water Dodge Sprinter, 1-Lake IH7400, 1-Sewer Dodge Dakota, 1-Sewer Ford E450, 1-Solid Waste IHS4900, 1 Solid Waste IH7400, 1-Solid Waste John Deere TC54H, 1-Golf Rough Mower.
- Capital Projects included: Fire Station Vehicle Exhaust Drop (all stations will have been completed after FY 2016) for \$120,000, Design to demolish City Hall Annex for \$29,600, HAVCO Building Demolition for \$86,460, Replace Video System at the Coliseum for \$1.3 million, Upgrade Point of Sale system at the Coliseum for \$147,000, Repairs to HVAC, Chiller, Plumbing & Electrical Work at the Coliseum for \$296,000

### Capital Lease Purchases FY 2017

Total	5 Years	10 Years
<b>\$4,763,623</b>	<b>\$3,404,881</b>	<b>\$1,358,742</b>
<b>Payment period</b>	October 2017–September 2022 <i>Note: This 5-year Capital Lease was paid off September 2022</i>	October 2017-September 2027

- Capital Lease Purchased in FY 2017 and Financed in FY 2018
- Equipment included: Parks & Rec Registration Software, IS Agenda Management Software, IS Network Equipment replacement, IS Network storage & Server Equipment, IS Fixed Asset replacement, IS Video Conference implementation, IS Wi-Fi Access points at Coliseum, 1-Building Safety GMC Canyon, 2-Facilities Ford F350, Facilities Design to Demolish City Hall Annex, 2-Parks Ford F250, 1-Parks Ford F350, 1-Parks Kenworth T360, 3-Parks Upfront Mower, 1-Parks Wide Area Mower, 1-Parks Jacobsen 5111, 1-Parks BC1500 Chipper, 1-Parks Gang Mower, 1-Parks Tip Trailer, 1-Public Works Starcom equipment, 1-Engineering Chevrolet Silverado, 2-Street Maintenance 1 Ton Dump, 1-Fleet Shop Pressure Washer, 1-Fleet Vehicle Lift, 8-Police Patrol Vehicles, 2-Police Chevrolet Tahoe, 1-Police Kawasaki Mule, Police Body Worn Cameras, 1-Fire Pump Truck, 1-Fire Ford Expeditions, 2-Fire International Navistar Horton Ambulance, Fire Cardiac Monitor/Defibrillators, Fire Stryker Power cot Replacement, Fire Multi-Year Outdoor Warning Siren Replacement, Fire IV Administration Pumps, Water Leak Detection Equipment, Water Precision Locating Equipment, Water Excavation Shoring Equipment, 1-Water Ford F350,

Water Stream Sampling/Flow Monitoring Equipment, Water Field Instrumentation and Data loggers, Water Gator for Watershed Field Work/Monitoring, Water Turbidimeters for Filters, Water Survey Grade GPS Unit, Lake Floating Dock Sections, 1-Storm Water Elgin Eagle F1692D, 1-Solid Waste McNeilus 2511 Rear Loading Refuse truck, 1-Solid Waste WA200-7 Wheel Loader, 1-Golf Ford Explorer, Arena Hockey Dasher Boards

### Capital Lease Purchases FY 2018

Total	5 Years	10 Years
<b>\$5,119,452</b>	<b>\$3,517,666</b>	<b>\$1,601,786</b>
<b>Payment period</b>	December 2018–November 2023	December 2018–November 2028

- Capital Lease Purchased in FY 2018 and Financed in FY 2019
- Equipment included: IS Fixed Asset replacements, Police Geo Time software, Video Conferencing equipment, IS Storage equipment, Fire Department Management software, Network Equipment replacement, 3-Parks trucks, Parks Bobcat T650 with tracks, Parks Stump Grinder, Parks Dingo, Parks Playground equipment, 2-Parks Mini Load Trencher, Zoo Dodge Caravan, Pepsi Ice Zamboni, 1-Street Maintenance Ford F-350, 1-Street Maintenance Ford F-350 Super Duty, 5-Street Maintenance Ford F-150, 8-Police Vehicles, 1-Police Mule, Police Firearms Training Simulator, Police Parking Garage LED Light Fixtures, 1-Communication Center Dispatch software, 2-Fire Vehicles, Fire Apparatus truck, Fire Cardiac Monitor/Defibrillators, Fire Stryker Power-PRO XT Cot, Fire Outdoor Warning Siren Replacement, Fire Cardiac Chest Compression Device, Water Transmission Compressor, Water Transmission pallet forks, Water Transmission tractor trailer, Water Transmission Pump Station mower, Water Transmission Hydra-Stop equipment, Water Purification Valve Turner with trailer, Water Purification Autotitrator, Water Purification Water Quality Instrument Panels, Water Purification Laboratory Microscope Camera and software, Water Meter Services vehicle, Lake Maintenance Bob Cat, Lake Maintenance Front End Mower, 2-Sewer vehicle, Sewer CAT Backhoe, Storm Water Street Sweeper, Solid Waste truck, Solid Waste Rear Packer Loader, Golf Carts, 4-Golf Mowers, 2-Golf Tractors, 2-Golf Bunker Rakes, Golf Aerification equipment, Arena Dasher Boards, Parking Garage entrance equipment

### Capital Lease Purchases FY 2019

Total	5 Years	10 Years
<b>\$4,629,023</b>	<b>\$3,581,808</b>	<b>\$1,047,215</b>
<b>Payment period</b>	March 2020–February 2025	March 2020–February 2030

- Capital Lease Purchased in FY 2019 and Financed in FY 2020
- Equipment included: IS Fixed Asset replacements, Access Control Upgrade for Police Department, IS Video Conference implementation, IS DocuSign software, IS Transend Migrator software, IS Body Worn Cameras for Police, IS Network Equipment replacement, Mobile Data Terminals for Police, Code Enforcement Chevrolet Colorado Pickup, Parks Kenworth T270, Parks Toro Ground Master 4000 mower, Recreation Dodge Grand Caravan, Street Maintenance Ford F350, Street Maintenance HV507 SFA Dump Truck, Snow-Ice HV507 SFA Dump Truck, 9-Police Ford Explorer, Police Ford Transit Van, Fire Outdoor Warning Siren, 3-Fire Thermal Imaging Camera, Fire Cardiac Monitor/Defibrillators, Fire Engine Pierce Arrow EB-422 100' Platform, Sewer HV507 SFA Dump Truck, Sewer CAT 430F2IT Backhoe Loader, 2-Solid Waste HV507 SFA Dump Truck, 2-Solid Waste JRB, Solid Waste ODB LTC600 Leaf Vacuum, 2-Solid Waste Bulk



Grapple Boom Truck, Solid Waste Automated Refuse Truck, Golf Sprayer with GPS Technology, Golf Cart Fleet, Arena Zamboni 552AC, and Arena Repair/Replacement of Sound System.

### Capital Lease Purchases FY 2020

Total	5 Years	10 Years
<b>\$4,282,628</b>	\$3,007,789	\$1,274,840
<b>Payment period</b>	December 2020–November 2025	December 2020–November 2030

- Capital Lease Purchased in FY 2020 and Financed in FY 2021

Equipment included: IS Fixed Asset replacements, IS Network storage & Server Equipment, IS DocuSign software, IS GIS Enterprise Server Upgrade, Parks 2020 Ford Escape Hybrid, Parks 2020 Ford F150 Truck, Parks Toro Workman UTV & spreader, 2-Parks Trailer, Parks Toro Groundmaster 4000-D, 2-Street Maintenance 2020 International HV507, Street Maintenance Falcon Hot Box, Snow-Ice 2020 International HV507, Police Replace Portable & in Car Radios with Single Band 8000 Series, Fire 2020 Ford F250 with Snow Plow, Fire 2020 Ford F-550 Horton Ambulance, Fire Stryker Power-PRO XT Cot, Fire Cardiac Monitor/Defibrillators, Fire Station #1, 3 & 4 Generators, 1-Storm Water 2021 International HV607 with Vector 2100i Sewer Cleaner, 3-Solid Waste Refuse Trucks 2020 Crane Carrier LDTT2-30 with Helping Hand, Solid Waste Hook Lift Truck, 2-Solid Waste JRB Buckets

### Capital Lease Purchases FY 2021

- Capital Equipment Purchased in FY 2021 was paid with cash. Therefore, there was no new Capital Lease Financed in FY 2022.

### Capital Lease Purchases FY 2022

- Capital Equipment Purchased in FY 2022 was paid with cash. Therefore, there was no new Capital Lease Financed in FY 2023.

### Capital Lease Purchases FY 2023

Total	5 Years	10 Years
<b>Estimate \$1,085,217</b>	Estimate \$1,085,217	\$0
<b>Estimate Payment period</b>	December 2023–November 2028	

- Capital Lease Purchased in FY 2023 and will be Financed in FY 2024

Equipment included: 3-Solid Waste Heavy Duty Rear Loaders, 1-Solid Waste Komatsu WA200-8 Wheel Loader, 3-Solid Waste Titan Leaf Pro Leaf Vacuums, 1-Solid Waste Pallet Forks, and 1-Solid Waste Grapple Bucket.

## Capital Lease Purchases FY 2024

Total	5 Years	10 Years
<b>Estimate \$4,999,461</b>	Estimate \$4,999,461	\$0
<b>Estimate Payment period</b>	December 2024–November 2029	

- Capital Lease Purchased in FY 2024 and will be Financed in FY 2025

Equipment included: 1-Sewer IH 7400, 2-Sewer Trailers, 1-Sewer Ford F550, 1-Sewer Extendajet E600, 1-Sewer LOOK JVX16TE2, 4-Solid Waste 2022 International HV507 Trucks, 2-Solids Waste 2023 International HV507 Trucks, 3-Solid Waste 2023 Crane Carrier Model LDT2-30 with Helping Hand, 4-Solid Waste IH 7400, 2-Solid Waste Crane Carrier with Helping Hand, 1-Solid Waste Komatsu, 2-Solid Waste JRB, and 3-Solid Waste ODB LTC600.



CITY OF BLOOMINGTON, IL  
 NEXT YEAR / CURRENT YEAR BUDGET ANALYSIS

PROJECTION: 20244 FY 2024 BUDGET MASTER LEVEL 4

ACCOUNTS FOR:

Capital Lease Fund	2022 ACTUAL	2023 ORIG BUD	2023 REVISED BUD	2023 ACTUAL	2023 PROJECTION	2024 ADOPTED	PCT CHANGE
40110131 FY 2015 Capital Lease							
40110131 56010 Int Income	-288.93	.00	.00	-293.97	.00	.00	.0%
TOTAL FY 2015 Capital Lease	-288.93	.00	.00	-293.97	.00	.00	.0%
40110145 FY 2022 Capital Lease							
40110145 72130 CO Lcn Veh	1,470,658.58	.00	.00	.00	.00	.00	.0%
40110145 72140 CO Other	244,345.00	.00	.00	.00	.00	.00	.0%
TOTAL FY 2022 Capital Lease	1,715,003.58	.00	.00	.00	.00	.00	.0%
40110147 FY 2023 Capital Lease							
40110147 57516 Lease Proc	.00	-3,628,844.00	-3,628,844.00	.00	-1,467,132.00	.00	-100.0%
40110147 72130 CO Lcn Veh	.00	2,223,056.00	2,223,056.00	1,050,981.00	1,050,981.00	.00	-100.0%
40110147 72140 CO Other	.00	1,405,788.00	1,405,788.00	386,927.00	416,151.00	.00	-100.0%
TOTAL FY 2023 Capital Lease	.00	.00	.00	1,437,908.00	.00	.00	.0%
40110149 FY 2024 Capital Lease							
40110149 57516 Lease Proc	.00	.00	.00	.00	.00	-2,930,675.00	.0%
40110149 72130 CO Lcn Veh	.00	.00	.00	.00	.00	2,326,479.00	.0%
40110149 72140 CO Other	.00	.00	.00	.00	.00	604,196.00	.0%
TOTAL FY 2024 Capital Lease	.00	.00	.00	.00	.00	.00	.0%
TOTAL Capital Lease Fund	1,714,714.65	.00	.00	1,437,614.03	.00	.00	.0%
TOTAL REVENUE	-288.93	-3,628,844.00	-3,628,844.00	-293.97	-1,467,132.00	-2,930,675.00	.0%
TOTAL EXPENSE	1,715,003.58	3,628,844.00	3,628,844.00	1,437,908.00	1,467,132.00	2,930,675.00	.0%
GRAND TOTAL	1,714,714.65	.00	.00	1,437,614.03	.00	.00	.0%





CITY OF BLOOMINGTON, IL  
 PROJECTION 20245 / BUDGET ENTRY FUTURE YRS REPORT

ORG	OBJECT PROJ	DESC	2025	2026	2027	2028
40110149 FY 2024 Capital Lease						
<a href="#">40110149</a>	<a href="#">57516</a>	Lease Proc	.00	.00	.00	.00
<a href="#">40110149</a>	<a href="#">72130</a>	CO Lcn Veh	.00	.00	.00	.00
<a href="#">40110149</a>	<a href="#">72140</a>	CO Other	.00	.00	.00	.00
TOTAL FY 2024 Capital Lease			.00	.00	.00	.00
40110151 FY 2025 Capital Lease						
<a href="#">40110151</a>	<a href="#">57516</a>	Lease Proc	-2,157,100.00	.00	.00	.00
<a href="#">40110151</a>	<a href="#">72130</a>	CO Lcn Veh	916,600.00	.00	.00	.00
<a href="#">40110151</a>	<a href="#">72140</a>	CO Other	1,240,500.00	.00	.00	.00
TOTAL FY 2025 Capital Lease			.00	.00	.00	.00
40110153 FY 2026 Capital Lease						
<a href="#">40110153</a>	<a href="#">57516</a>	Lease Proc	.00	-1,359,882.00	.00	.00
<a href="#">40110153</a>	<a href="#">72130</a>	CO Lcn Veh	.00	816,122.00	.00	.00
<a href="#">40110153</a>	<a href="#">72140</a>	CO Other	.00	543,760.00	.00	.00
TOTAL FY 2026 Capital Lease			.00	.00	.00	.00
40110155 FY 2027 Capital Lease						
<a href="#">40110155</a>	<a href="#">57516</a>	Lease Proc	.00	.00	-1,813,090.00	.00
<a href="#">40110155</a>	<a href="#">72130</a>	CO Lcn Veh	.00	.00	1,537,237.00	.00
<a href="#">40110155</a>	<a href="#">72140</a>	CO Other	.00	.00	275,853.00	.00
TOTAL FY 2027 Capital Lease			.00	.00	.00	.00
40110156 FY 2028 Capital Lease						
<a href="#">40110156</a>	<a href="#">57516</a>	Lease Proc	.00	.00	.00	-2,029,364.00
<a href="#">40110156</a>	<a href="#">72130</a>	CO Lcn Veh	.00	.00	.00	808,037.00
<a href="#">40110156</a>	<a href="#">72140</a>	CO Other	.00	.00	.00	1,221,327.00
TOTAL FY 2028 Capital Lease			.00	.00	.00	.00
TOTAL REVENUE			-2,157,100.00	-1,359,882.00	-1,813,090.00	-2,029,364.00
TOTAL EXPENSE			2,157,100.00	1,359,882.00	1,813,090.00	2,029,364.00
GRAND TOTAL			.00	.00	.00	.00

92



## General Fund Capital Assets-Furniture, Machinery, Equipment Vehicles Adopted Budget FY 2024

Org/Object	Department	Unit	Item	New or Replacement	FY 2024 Cash
10011610-72120	Information Services		Fixed Asset Replacements - Includes servers, larger printers, large format scanners, data storage devices, networking equipment, etc.	R	\$ 250,000
10011610-72120	Information Services		Video Conference implementations	N	\$ 50,000
10011610-72120	Information Services		Network Equipment replacement	R	\$ 100,000
10011610-72120	Information Services		Public Safety Camera Management/Maintenance	N	\$ 60,000
10011610-72120	Information Services		Phone System Upgrades (SIP Conversion)	R	\$ 175,000
10011610-72120	Information Services		Network/Security/EDR/MFA Managed Services	N	\$ 150,000
10011610-72120	Information Services		WAN/Wireless, Fiber Upgrades and Installation	N	\$ 110,000
			<b>Information Services Capital Outlay Total:</b>		<b>\$ 895,000</b>
10014110-72130	Parks	727	2007 International Harvester 4400	R	\$ 236,330
10014110-72130	Parks	733	2008 Ford E150	R	\$ 46,800
10014110-72130	Parks	738	2012 Ford F150	R	\$ 46,800
10014110-72130	Parks	739	2012 Ford F150	R	\$ 46,800
10014110-72130	Parks	766	2012 Ford F250	R	\$ 56,160
10014110-72130	Parks	769	2011 Ford F550	R	\$ 96,928
10014110-72130	Parks	784	1987 IH S1954/Tree Spade	R	\$ 25,121
10014110-72130	Parks	849	2012 Ford F150	R	\$ 54,912
10014110-72130	Parks	852	2007 Ford Escape Hybrid	R	\$ 43,160
10014110-72140	Parks		Sod cutter	N	\$ 10,000
10014110-72140	Parks		Toro stand up mower	N	\$ 25,000
10014110-72140	Parks		Robo Painter	N	\$ 60,000
10014110-72140	Parks		Toro Dingo and attachments - #763	R	\$ 50,000
10014110-72140	Parks		Ryan ride on aerator	N	\$ 20,000
10014110-72140	Parks		Toro 60" zero turn mower - rear discharge #725	R	\$ 30,000
10014110-72140	Parks		Toro 72" zero turn mower - side discharge #782	R	\$ 30,000
10014110-72140	Parks		UTV with cab and plow - #788	R	\$ 40,000
10014110-72140	Parks		16' side mount trailer	N	\$ 15,000
10014110-72140	Parks		10,000 lb Dump trailer	N	\$ 15,000
			<b>Parks Capital Outlay Total:</b>		<b>\$ 948,011</b>
10014112-72130	Recreation	709	2013 Ford E450	R	\$ 120,921
10014112-72130	Recreation	786	2012 Chrysler Grand Voyager	R	\$ 43,254
			<b>Recreation Capital Outlay Total:</b>		<b>\$ 164,175</b>

## General Fund Capital Assets-Furniture, Machinery, Equipment Vehicles Adopted Budget FY 2024

Org/Object	Department	Unit	Item	New or Replacement	FY 2024 Cash
10014125-72140	BCPA		Commercial Washer and Dryer	R	\$ 12,500
10014125-72140	BCPA		Digital Billboard	R	\$ 25,000
	<b>BCPA Capital Outlay Total:</b>				<b>\$ 37,500</b>
10014136-72130	Miller Park Zoo	765	2012 Ford Transit Connect	R	\$ 43,230
	<b>Miller Park Zoo Capital Outlay Total:</b>				<b>\$ 43,230</b>
10014160-72140	Bloomington Ice Center		Bloomington Ice Center Scoreboards	R	\$ 100,000
10014160-72140	Bloomington Ice Center		Bloomington Ice Center Dasherboards/Glass	R	\$ 200,000
	<b>Bloomington Ice Center Capital Outlay Total:</b>				<b>\$ 300,000</b>
10015410-72130	Building Safety	54	2007 Ford Focus	R	\$ 40,819
10015410-72130	Building Safety	66	2007 Ford Focus	R	\$ 40,819
10015410-72130	Building Safety		New vehicle for staff additions	N	\$ 41,600
10015410-72130	Building Safety		New vehicle for staff additions	N	\$ 41,600
	<b>Building Safety Capital Outlay Total:</b>				<b>\$ 164,838</b>
10015430-72130	Community Enhancement	52	2005 Chevrolet Impala	R	\$ 40,819
10015430-72130	Community Enhancement	CD2	2011 Chevrolet Impala	R	\$ 42,389
10015430-72130	Community Enhancement		New vehicle for staff additions	N	\$ 41,600
10015430-72130	Community Enhancement		New vehicle for staff additions	N	\$ 41,600
	<b>Community Enhancement Capital Outlay Total</b>				<b>\$ 166,408</b>

## General Fund Capital Assets-Furniture, Machinery, Equipment Vehicles Adopted Budget FY 2024

Org/Object	Department	Unit	Item	New or Replacement	FY 2024 Cash
10016120-72130	Street Maintenance	99	2006 Ford F450	R	\$ 162,240
10016120-72140	Street Maintenance	S04	Snow Plow	R	\$ 12,168
10016120-72130	Street Maintenance	S11	2014 Ford F550	R	\$ 159,120
10016120-72130	Street Maintenance	S22	2007 IH 7400	R	\$ 223,600
10016120-72130	Street Maintenance	S27	2012 International Harvester	R	\$ 223,600
10016120-72140	Street Maintenance	S37	1997 Double L Tandem Trailer	R	\$ 20,800
10016120-72140	Street Maintenance	S38	1997 Double L Tilt Trailer	R	\$ 20,800
10016120-72140	Street Maintenance	S47	2013 Look Box Trailer	R	\$ 20,800
10016120-72140	Street Maintenance	S65	2013 Bomag T650	R	\$ 74,360
10016120-72140	Street Maintenance	S72	1990 Dynaweld Tilt Trailer	R	\$ 21,320
10016120-72140	Street Maintenance	S76	2002 Trailer	R	\$ 21,320
10016120-72140	Street Maintenance		New S56 80" combo bucket	N	\$ 7,904
10016120-72140	Street Maintenance		New S56 74 combo bucket	N	\$ 6,032
10016120-72140	Street Maintenance		New MG& Mini Paver for Asphalt	N	\$ 78,000
	<b>Street Maintenance Capital Outlay Total:</b>				<b>\$ 1,052,064</b>
10016124-72130	Snow & Ice	R28	2012 International Harvester 7400	R	\$ 229,840
10016124-72140	Snow & Ice		Conveyor for Salt Dome	R	\$ 16,640
10016124-72140	Snow & Ice		Salt Brine Applicator	N	\$ 33,280
10016124-72140	Snow & Ice		New V-plow for dump truck	N	\$ 24,440
10016124-72140	Snow & Ice		New V-Plow for S56 Bobcat	N	\$ 7,800
	<b>Snow &amp; Ice Capital Outlay Total:</b>				<b>\$ 312,000</b>
10016310-72140	Fleet Management	G30	1950 Scrap Steel Trailer	R	\$ 7,384
	<b>Fleet Capital Outlay Total:</b>				<b>\$ 7,384</b>

## General Fund Capital Assets-Furniture, Machinery, Equipment Vehicles Adopted Budget FY 2024

Org/Object	Department	Unit	Item	New or Replacement	FY 2024 Cash
10015110-72110	Police		Administrative Assistants workstation upgrades to include adjustable desks (3 Total @ 5K each)		\$ 15,000
10015110-72110	Police		Workstations for newly relocated SCU Office		\$ 12,000
10015110-72120	Police		Alternative Light Source for the quick and efficient Visualization of forensic evidence (biological, prints), least amount of scene intrusion	N	\$ 21,000
10015110-72120	Police		Voice Stress Analyzer	N	\$ 30,000
10015110-72120	Police		Portable Digital Fingerprinting for field ID application post SAFT Act	N	\$ 23,000
10015110-72130	Police	K9-1	2014 Ford Explorer	R	\$ 66,226
10015110-72130	Police	P11	2019 Ford Explorer	R	\$ 60,506
10015110-72130	Police	P19	2014 Chevrolet Impala	R	\$ 62,926
10015110-72130	Police	P21	2019 Ford Explorer	R	\$ 60,506
10015110-72130	Police	P22	2019 Ford Explorer	R	\$ 60,506
10015110-72130	Police	P23	2019 Ford Explorer	R	\$ 60,506
10015110-72130	Police	P25	2019 Ford Explorer	R	\$ 60,506
10015110-72130	Police	P34	2018 Chevrolet Caprice	R	\$ 60,506
10015110-72130	Police		New Patrol Unit	N	\$ 60,506
10015110-72130	Police		New Patrol Unit	N	\$ 60,506
10015110-72130	Police	P42	2007 Chevrolet Impala	R	\$ 58,190
10015110-72130	Police	P52	2002 GMC G30 Van	R	\$ 166,400
10015110-72130	Police	P53	2006 GMC 3500	R	\$ 249,600
10015110-72130	Police	P83	2014 Chevrolet Caprice	R	\$ 55,952
10015110-72130	Police	P95	2005 Chevrolet	R	\$ 60,944
10015110-72130	Police	P96	2007 Chevrolet Impala	R	\$ 58,190
	<b>Police Department Capital Outlay total:</b>				<b>\$ 1,363,476</b>



## General Fund Capital Assets-Furniture, Machinery, Equipment Vehicles Adopted Budget FY 2024

Org/Object	Department	Unit	Item	New or Replacement	FY 2024 Cash
10015210-72130	Fire	F10	2014 Chevrolet Tahoe	R	\$ 98,000
10015210-72130	Fire	F13	2016 Ford F150	R	\$ 60,000
10015210-72130	Fire	F34	2012 Dodge Caravan SE	R	\$ 60,000
10015210-72120	Fire		Station Alerting Upgrades	R	\$ 15,000
10015210-72120	Fire		Station Security	N	\$ 50,000
10015210-72140	Fire		Ambulance Cot (1 unit per year)	R	\$ 35,000
10015210-72140	Fire		Cardiac Monitor/Defibrillator (2 per year)	R	\$ 75,000
10015210-72140	Fire		LUCAS Compression Device-Qty. 2	R	\$ 55,000
10015210-72140	Fire		Outdoor Warning Siren (1 per year)	R	\$ 47,694
10015210-72140	Fire		Wellness/Workout Equipment	R	\$ 11,576
10015210-72140	Fire		Turnout Gear Extractor (one per year)	R	\$ 8,500
10015210-72140	Fire		SCBA Compressor and Fill Station (Station 4)	N	\$ 55,000
10015210-72140	Fire		Video Laryngoscope (Replace 5/Yr.)	R	\$ 25,000
10015210-72140	Fire		Fire Station #2 and Headquarters New Boiler Systems	R	\$ 200,000
			<b>Fire Department Capital Outlay total:</b>		<b>\$ 795,770</b>
			<b>General Fund Total Capital Outlay:</b>		<b>\$ 6,249,855</b>

## Non-General Funds Capital Assets-Furniture, Machinery, Equipment and Vehicles Adopted Budget FY 2024

Org/Object	Department	Item	New or Replacement	FY 2024 Cash	FY 2024 Capital Lease - cash value
20900900-72130	Drug Enforcement Fund	Covert or Unmarked Vehicles	R/N	30,000	
		<b>Drug Enforcement Fund Total:</b>		<b>30,000</b>	
50100160-72140	Water Mechanical Maintenance	Variable Frequency Drive	R	100,000	
		<b>Water Mechanical Maintenance Fund Total:</b>		<b>100,000</b>	
40110149-72130	Sanitary Sewer	S21 2006 International Harvester 7400	R		223,600
40110149-72140	Sanitary Sewer	S34 2018 PACE Trailer	R		27,324
40110149-72130	Sanitary Sewer	S40 2016 Ford F550	R		435,052
40110149-72140	Sanitary Sewer	S43 1993 Extendajet E600	R		101,196
40110149-72140	Sanitary Sewer	S46 2013 LOOK JVX16TE2	R		20,904
40110149-72140	Sanitary Sewer	S75 2002 Trailer	R		24,440
		<b>Sanitary Sewer Fund Total:</b>			<b>832,516</b>
53103100-72140	Storm Water	R57 2018 Elgin Eagle Sweeper	R	350,314	
53103100-72140	Storm Water	S76 2002 Trailer	R	24,440	
		<b>Storm Water Fund Total:</b>		<b>374,754</b>	-
40110149-72130	Solid Waste	R22 2006 IH 7400	R		223,600
40110149-72130	Solid Waste	R36 2008 IH 7400	R		228,800
40110149-72130	Solid Waste	R37 2008 IH 7400	R		228,800
40110149-72130	Solid Waste	R38 2008 IH 7400	R		228,800
40110149-72130	Solid Waste	R46 2014 Crane Carrier LDT2-26	R		378,914
40110149-72130	Solid Waste	R47 2014 Crane Carrier LDT2-26	R		378,914
40110149-72140	Solid Waste	R51 2016 Komatsu WA200PT-7	R		215,076
40110149-72140	Solid Waste	R54B 2007 JRB	R		16,120
40110149-72140	Solid Waste	R54SB 2007 JRB	R		16,120
40110149-72140	Solid Waste	R72 1999 ODB LTC600	R		61,005
40110149-72140	Solid Waste	R73 1999 ODB LTC600	R		61,005
40110149-72140	Solid Waste	R74 1999 ODB LTC600	R		61,005
		<b>Solid Waste Fund Total:</b>			<b>2,098,159</b>
56406410-72140	Prairie Vista Golf Course	Golf Cart Fleet - Prairie Vista	R	250,000	
		<b>Prairie Vista Golf Course Fund Total:</b>		<b>250,000</b>	-

## Non-General Funds Capital Assets-Furniture, Machinery, Equipment and Vehicles Adopted Budget FY 2024

Org/Object	Department	Item	New or Replacement	FY 2024 Cash	FY 2024 Capital Lease - cash value
56406420-72130	The Den at Fox Creek Golf Course	856 2009 Ford F350	R	99,867	
		<b>The Den at Fox Creek Golf Course Fund Total:</b>		<b>99,867</b>	<b>-</b>
57107110-72110	Bloomington Arena	Furniture for Suites	R	49,845	
57107110-72140	Bloomington Arena	Disinfectant Machine	N	21,616	
57107110-72140	Bloomington Arena	Kubota W/Plow	R	50,000	
		<b>Bloomington Arena Fund Total:</b>		<b>121,461</b>	<b>-</b>
		<b>Grand Total for Non-General Funds</b>		<b>976,081</b>	<b>2,930,675</b>

# General Fund Capital Assets-Furniture, Machinery, Equipment Vehicles Proposed Budget FY 2025

Org/Object	Department	Unit	Item	New or Replacement	FY 2025 Cash
10011610-72120	Information Services		Fixed Asset Replacements - Includes servers, larger printers, large format scanners, data storage devices, networking equipment, etc.	R	\$ 250,000
10011610-72120	Information Services		Unknown requirements for future years	N	\$ 200,000
	<b>Information Services Capital Outlay Total:</b>				<b>\$ 450,000</b>
10014110-72130	Parks	779	2014 Ford F350	R	\$ 60,480
10014110-72140	Parks		Sand Pro unit #734	R	\$ 20,000
10014110-72140	Parks		Chipper Replacement	R	\$ 90,000
10014110-72140	Parks		Mower Replacent	R	\$ 50,000
10014110-72140	Parks		Mobile stage	R	\$ 150,000
	<b>Parks Capital Outlay Total:</b>				<b>\$ 370,480</b>
10015410-72130	Building Safety	55	2015 Ford Explorer	R	\$ 42,389
10015410-72130	Building Safety	58	2015 Ford Explorer	R	\$ 42,389
	<b>Building Safety Capital Outlay Total:</b>				<b>\$ 84,778</b>
10015430-72130	Community Enhancement	68	2013 Ford Focus	68	\$ 42,389
10015430-72130	Community Enhancement	70	2007 GMC Canyon	70	\$ 42,389
	<b>Community Enhancement Capital Outlay Total</b>				<b>\$ 84,778</b>
10015490-72130	Parking Operations	P107	2016 Ford Fusion	R	\$ 41,467
	<b>Parking Operations Capital Outlay Total:</b>				<b>\$ 41,467</b>

## General Fund Capital Assets-Furniture, Machinery, Equipment Vehicles Proposed Budget FY 2025

Org/Object	Department	Unit	Item	New or Replacement	FY 2025 Cash
10016120-72130	Street Maintenance	S06	2017 Ford F350	R	\$ 78,520
10016120-72130	Street Maintenance	S06	2016 Ford F450	R	\$ 92,232
10016120-72130	Street Maintenance	S07	2016 Ford F450	R	\$ 92,232
10016120-72140	Street Maintenance	S56	2013 Bob Cat T650	R	\$ 96,660
10016120-72140	Street Maintenance	S60	2013 Isuzu with EZ Liner Paint Striper	R	\$ 221,251
	<b>Street Maintenance Capital Outlay Total:</b>				<b>\$ 580,895</b>
10016124-72130	Snow & Ice	R21	2013 International Harvester 7400	R	\$ 238,680
10016124-72130	Snow & Ice	R23	2013 International Harvester 7400	R	\$ 238,680
10016124-72140	Snow & Ice		S-Brine Applicator	R	\$ 34,560
	<b>Snow &amp; Ice Capital Outlay Total:</b>				<b>\$ 511,920</b>
10016310-72130	Fleet Management	G03	2005 GMC 1500	R	\$ 49,248
10016310-72140	Fleet Management	G15	1997 Nissan Forklift	R	\$ 96,876
	<b>Fleet Capital Outlay Total:</b>				<b>\$ 146,124</b>
10016210-72130	Engineering	88	2015 Ford Transit Connect	R	\$ 44,496
	<b>Engineering Capital Outlay Total:</b>				<b>\$ 44,496</b>

# General Fund Capital Assets-Furniture, Machinery, Equipment Vehicles Proposed Budget FY 2025

Org/Object	Department	Unit	Item	New or Replacement	FY 2025 Cash
10015110-72120	Police		Full Spectrum Imaging System-Forensics	N	\$ 80,000
10015110-72130	Police	P01	2015 Ford Taurus	R	\$ 58,104
10015110-72130	Police	P06	2018 Chevrolet Tahoe	R	\$ 60,728
10015110-72130	Police	P26	2017 Chevrolet Impala	R	\$ 62,833
10015110-72130	Police	P35	2015 Chevrolet Impala	R	\$ 62,833
10015110-72130	Police	P37	2012 Chevrolet Impala	R	\$ 58,104
10015110-72130	Police	P51	2019 Ford Transit	R	\$ 73,318
10015110-72130	Police	P82	2014 Chevrolet Caprice	R	\$ 58,104
	<b>Police Department Capital Outlay total:</b>				<b>\$ 514,025</b>
10015210-72130	Fire	F08	2016 Ford Explorer	R	\$ 65,000
10015210-72130	Fire	F23	2007 Pierce Dash Rescue Pumper	R	\$ 920,000
10015210-72130	Fire	F39	2004 International HazMat Truck	R	\$ 537,300
10015210-72120	Fire		Station Alerting Upgrades	R	\$ 15,000
10015210-72140	Fire		Ambulance Cot (1 unit per year)	R	\$ 37,500
10015210-72140	Fire		Cardiac Monitor/Defibrillator (2 per year)	R	\$ 77,500
10015210-72140	Fire		LUCAS Compression Device	R	\$ 30,000
10015210-72140	Fire		Video Laryngoscope (Replace 5/Yr.)	R	\$ 27,500
10015210-72140	Fire		Outdoor Warning Siren (1 per year)	R	\$ 50,049
10015210-72140	Fire		Wellness/Workout Equipment	R	\$ 12,155
10015210-72140	Fire		Turnout Gear Extractor (one per year)	R	\$ 9,000
	<b>Fire Department Capital Outlay total:</b>				<b>\$ 1,781,004</b>
			<b>General Fund Total Capital Outlay:</b>		<b>\$ 4,609,966</b>

## Non-General Funds Capital Assets-Furniture, Machinery, Equipment and Vehicles Proposed Budget FY 2025

Org/Object	Department		Item	New or Replacement	FY 2025 Cash	FY 2025 Capital Lease - cash value
20900900-72130	Drug Enforcement Fund		Covert or Unmarked Vehicles	R/N	30,000	
			<b>Drug Enforcement Fund Total:</b>		<b>30,000</b>	<b>-</b>
23203200-72120	Library Fixed Assets		Disc Cleaner	R	14,000	
23203200-72120	Library Fixed Assets		Sorter	R	152,000	
23203200-72140	Library Fixed Assets		John Deere Lawn Tractor	R	6,000	
23203200-72140	Library Fixed Assets		Compressor	R	34,000	
			<b>Library Fixed Asset Replacement Fund Total:</b>		<b>206,000</b>	<b>-</b>
40110151-72140	Sanitary Sewer	83	2009 Godwin CD103M	R		89,100
40110151-72140	Sanitary Sewer	S41	2016 Kenworth T440 6X44	R		578,868
40110151-72140	Sanitary Sewer	S92	2001 Onan 8.3 Cummins Generator	R		189,000
			<b>Sanitary Sewer Fund Total</b>			<b>856,968</b>
53103100-72130	Storm Water	R29	2014 IH 7400	R	238,680	
			<b>Storm Water Fund Total:</b>		<b>238,680</b>	<b>-</b>
40110151-72130	Solid Waste	R14	2013 Ford F350	R		67,500
40110151-72140	Solid Waste	R52B	2015 JRB WA-200PT-5L	R		16,740
40110151-72140	Solid Waste	R55BA	2007 JRB WA-200PT-5L	R		16,740
40110151-72140	Solid Waste	R53	2015 Komatsu WA200PT-7	R		223,348
40110151-72130	Solid Waste	R60	2015 Crane Carrier LDT2-26	R		393,487
40110151-72130	Solid Waste	R61	2019 Crane Carrier LDT2-26	R		455,613
40110151-72140	Solid Waste	R69	2003 Dinkmar CR-RH-CVM	R		63,352
40110151-72140	Solid Waste	R71	2003 Dinkmar CR-RH-CVM	R		63,352
			<b>Solid Waste Fund Total:</b>			<b>1,300,132</b>
56406420-72140	The Den at Fox Creek Golf Course		Golf Cart Fleet - The Den	R	250,000	
			<b>The Den at Fox Creek Golf Course Fund Total:</b>		<b>250,000</b>	<b>-</b>
57107110-72140	Bloomington Arena		ProDeck	R	157,105	
57107110-72140	Bloomington Arena		2007 JLG 6005	R	136,403	
			<b>Bloomington Arena Fund Total:</b>		<b>293,508</b>	<b>-</b>
			<b>Grand Total for Non-General Funds</b>		<b>1,018,188</b>	<b>2,157,100</b>

## General Fund Capital Assets-Furniture, Machinery, Equipment Vehicles Proposed Budget FY 2026

Org/Object	Department	Unit	Item	New or Replacement	FY 2026 Cash
10011610-72120	Information Services		Fixed Asset Replacements - Includes servers, larger printers, large format scanners, data storage devices, networking equipment, etc.	R	\$ 250,000
10011610-72120	Information Services		Unknown requirements for future years	N	\$ 200,000
10011610-72130	Information Services	IS1	2012 Ford Transit Connect	R	\$ 46,183
	<b>Information Services Capital Outlay Total:</b>				<b>\$ 496,183</b>
10014110-72130	Parks	717	2013 Chevrolet Volt	R	\$ 44,464
10014110-72130	Parks	728	2012 Ford Transit Connect	R	\$ 43,904
10014110-72130	Parks	729	2019 Ford F150	R	\$ 50,400
10014110-72140	Parks		Mower Replacemnt	R	\$ 60,000
10014110-72140	Parks		Bark Blower unit #801	R	\$ 25,000
10014110-72140	Parks		Mini Excavator	N	\$ 75,000
	<b>Parks Capital Outlay Total:</b>				<b>\$ 298,768</b>
10014160-72140	Bloomington Ice Center		Bloomington Ice Center Compressors	R	\$ 250,000
10014160-72140	Bloomington Ice Center		Bloomington Ice Center LED Light Replacement Above Ice	R	\$ 200,000
	<b>Bloomington Ice Center Capital Outlay Total:</b>				<b>\$ 450,000</b>
10015410-72130	Building Safety	57	2007 Toyota Prius	R	\$ 43,959
10015410-72130	Building Safety	59	2007 Toyota Prius	R	\$ 43,959
10015410-72130	Building Safety	71	2015 Ford Explorer	R	\$ 43,959
	<b>Building Safety Capital Outlay Total:</b>				<b>\$ 131,877</b>
10015480-72130	Facilities	FM2	2017 Ford F350	R	\$ 63,700
10015480-72130	Facilities	FM3	2017 Ford F350	R	\$ 63,700
	<b>Facilities Capital Outlay total:</b>				<b>\$ 127,400</b>
10015490-72130	Parking Operations	PM1	2016 Ford F150	R	\$ 39,155
	<b>Parking Operations Capital Outlay Total:</b>				<b>\$ 39,155</b>



## General Fund Capital Assets-Furniture, Machinery, Equipment Vehicles Proposed Budget FY 2026

Org/Object	Department	Unit	Item	New or Replacement	FY 2026 Cash
10016120-72130	Street Maintenance	100	2006 IH 7400	R	\$ 286,720
10016120-72130	Street Maintenance	S29	2013 IH 7400	R	\$ 240,800
10016120-72140	Street Maintenance	S45	2019 Energy Absorp Safe Stop Trailer	R	\$ 24,640
	<b>Street Maintenance Capital Outlay Total:</b>				<b>\$ 552,160</b>
10015110-72130	Police	P10	2018 Ford Explorer	R	\$ 65,160
10015110-72130	Police	P12	2020 Ford Explorer	R	\$ 65,160
10015110-72130	Police	P14	2014 Ford Explorer	R	\$ 65,160
10015110-72130	Police	P17	2015 Ford Explorer XL	R	\$ 65,160
10015110-72130	Police	P24	2021 Ford Explorer	R	\$ 65,160
10015110-72130	Police	P27	2021 Ford Explorer	R	\$ 65,160
10015110-72130	Police	P31	2021 Ford Explorer	R	\$ 65,160
10015110-72130	Police	P63	2017 Ford Explorer	R	\$ 60,256
	<b>Police Department Capital Outlay total:</b>				<b>\$ 516,379</b>
10015210-72130	Fire	F15	2018 International Horton Ambulance	R	\$ 350,000
10015210-72130	Fire	F19	2018 Ford Transit 205 Panel Van	R	\$ 65,000
10015210-72130	Fire	F27	2013 E-One Cyclone II (138011) 100' Platform	R	\$ 2,000,000
10015210-72130	Fire	F43	2017 Ford Explorer	R	\$ 65,000
10015210-72130	Fire	F45	2018 Chevrolet Tahoe	R	\$ 65,000
10015210-72130	Fire	F46	2018 International Horton Ambulance	R	\$ 331,278
10015210-72140	Fire		Ambulance Cot (1 unit per year)	R	\$ 39,000
10015210-72140	Fire		Cardiac Monitor/Defibrillator (2 per year)	R	\$ 80,000
10015210-72140	Fire		Outdoor Warning Siren (1 per year)	R	\$ 52,583
10015210-72140	Fire		Wellness/Workout Equipment	R	\$ 12,762
10015210-72140	Fire		Turnout Gear Extractor (one per year)	N	\$ 9,500
	<b>Fire Department Capital Outlay total:</b>				<b>\$ 3,070,123</b>
			<b>General Fund Total Capital Outlay:</b>		<b>\$ 5,682,045</b>

**Non-General Funds Capital Assets-Furniture, Machinery, Equipment and Vehicles Proposed Budget FY 2026**

Org/Object	Department		Item	New or Replacement	FY 2026 Cash	FY 2026 Capital Lease - cash value
20900900-72130	Drug Enforcement Fund		Covert or Unmarked Vehicles	R/N	30,000	
			<b>Drug Enforcement Fund Total:</b>		<b>30,000</b>	
23203200-72120	Library Fixed Assets		3 Scan Pro Reader/Printers	R	30,000	
23203200-72120	Library Fixed Assets		3 Servers	R	34,135	
			<b>Library Fixed Asset Replacement Fund Total:</b>		<b>64,135</b>	
40110153-72140	Sanitary Sewer	S33	2010 Doolittle Trailer	R		22,960
40110153-72140	Sanitary Sewer	S54	2019 CAT 430E	R		240,800
			<b>Sanitary Sewer Fund Total:</b>			<b>263,760</b>
53103100-72140	Storm Water	S93	2005 Onan 3.9 Cummins	R	196,000	
			<b>Storm Water Fund Total:</b>		<b>196,000</b>	<b>-</b>
40110153-72130	Solid Waste	R18	2020 Crane Carrier LDT2-26	R		408,061
40110153-72130	Solid Waste	R19	2020 Crane Carrier LDT2-26	R		408,061
40110153-72140	Solid Waste	R300	Air Burner	R		280,000
			<b>Solid Waste Fund Total:</b>			<b>1,096,122</b>
56406400-72140	Highland Park Golf Course		Golf Maintenance Equipment	R	50,000	
			<b>Highland Park Golf Course Fund Total:</b>		<b>50,000</b>	<b>-</b>
56406410-72140	Prairie Vista Golf Course		Golf Maintenance Equipment	R	100,000	
			<b>Prairie Vista Golf Course Fund Total:</b>		<b>100,000</b>	<b>-</b>
56406420-72140	The Den at Fox Creek Golf Course		Golf Maintenance Equipment	R	100,000	
			<b>The Den at Fox Creek Golf Course Fund Total:</b>		<b>100,000</b>	<b>-</b>
			<b>Grand Total for Non-General Funds</b>		<b>540,135</b>	<b>1,359,882</b>

## General Fund Capital Assets-Furniture, Machinery, Equipment Vehicles Proposed Budget FY 2027

Org/Object	Department	Unit	Item	New or Replacement	FY 2027 Cash
10011610-72120	Information Services		Fixed Asset Replacements - Includes servers, larger printers, large format scanners, data storage devices, networking equipment, etc.	R	\$ 250,000
10011610-72120	Information Services		Unknown requirements for future years	N	\$ 200,000
	<b>Information Services Capital Outlay Total:</b>				<b>\$ 450,000</b>
10014110-72130	Parks	701	2015 Ford F450	R	\$ 55,912
10014110-72130	Parks	702	2017 Ford F250	R	\$ 51,272
10014110-72130	Parks	718	2019 KW T270	R	\$ 189,425
10014110-72140	Parks		Mower Replacement	R	\$ 70,000
10014110-72140	Parks		Royer dirt machine unit #795	R	\$ 75,000
10014110-72140	Parks		Toro Dingo and attachments - #794	R	\$ 50,000
	<b>Parks Capital Outlay Total:</b>				<b>\$ 491,609</b>
10015480-72130	Facilities	62	2015 Ford Transit Connect	R	\$ 41,673
	<b>Facilities Capital Outlay total:</b>				<b>\$ 41,673</b>
10016120-72130	Street Maintenance	S28	2014 IH 7400	R	\$ 249,400
10016120-72140	Street Maintenance	S36	1992 Trailer	R	\$ 23,200
10016120-72140	Street Maintenance	S98	2019 Falcon Hot Box	R	\$ 44,660
	<b>Street Maintenance Capital Outlay Total:</b>				<b>\$ 317,260</b>
10016210-72130	Engineering	89	2017 Chevrolet Silverado	R	\$ 52,896
	<b>Engineering Capital Outlay Total:</b>				<b>\$ 52,896</b>

## General Fund Capital Assets-Furniture, Machinery, Equipment Vehicles Proposed Budget FY 2027

Org/Object	Department	Unit	Item	New or Replacement	FY 2027 Cash
10015110-72130	Police	P08	2019 Ford Explorer	R	\$ 62,408
10015110-72130	Police	P13	2021 Ford Explorer	R	\$ 67,488
10015110-72130	Police	P16	2021 Ford Explorer	R	\$ 67,488
10015110-72130	Police	P20	2021 Ford Explorer	R	\$ 67,488
10015110-72130	Police	P28	2021 Ford Explorer	R	\$ 67,488
10015110-72130	Police	P30	2021 Ford Explorer	R	\$ 67,488
10015110-72130	Police	P36	2021 Ford Transit	R	\$ 67,729
10015110-72130	Police	P48	2012 Chevrolet Impala	R	\$ 62,408
10015110-72130	Police	P64	2015 Ford F150	R	\$ 62,408
10015110-72130	Police	P81	2016 Ford Explorer	R	\$ 62,408
10015110-72140	Police		1997 Onan 150DGFA	R	\$ 208,800
	<b>Police Department Capital Outlay total:</b>				<b>\$ 863,599</b>
10015210-72130	Fire	F07	2012 Pierce 1500 GPM	R	\$ 940,039
10015210-72130	Fire	F20	2007 GMC W4500 Box Truck	R	\$ 73,480
10015210-72130	Fire	F44	2018 Chevrolet Tahoe	R	\$ 62,000
10015210-72140	Fire		Ambulance Cot (1 unit per year)	R	\$ 41,000
10015210-72140	Fire		Cardiac Monitor/Defibrillator (2 per year)	R	\$ 82,500
10015210-72140	Fire		Outdoor Warning Siren (1 per year)	R	\$ 55,212
10015210-72140	Fire		Wellness/Workout Equipment	R	\$ 13,300
10015210-72140	Fire		Turnout Gear Extractor (one per year)	R	\$ 10,000
	<b>Fire Department Capital Outlay total:</b>				<b>\$ 1,277,531</b>
			<b>General Fund Total Capital Outlay:</b>		<b>\$ 3,494,568</b>

**Non-General Funds Capital Assets-Furniture, Machinery, Equipment and Vehicles Proposed Budget FY 2027**

Org/Object	Department		Item	New or Replacement	FY 2027 Cash	FY 2027 Capital Lease - cash value
20900900-72130	Drug Enforcement Fund		Covert or Unmarked Vehicles	R/N	30,000	
			<b>Drug Enforcement Fund Total:</b>		<b>30,000</b>	
40110155-72130	Sanitary Sewer	91	2016 Chevrolet Silverado	R		53,940
40110155-72130	Sanitary Sewer	S14	2018 Ford F350	R		72,500
40110155-72130	Sanitary Sewer	S16	2012 IH 4300	R		249,400
			<b>Sanitary Sewer Fund Total:</b>			<b>375,840</b>
40110155-72130	Solid Waste	R16	2021 Crane Carrier LDT2-26	R		489,362
40110155-72130	Solid Waste	R20	2020 Crane Carrier LDT2-26	R		422,634
40110155-72130	Solid Waste	R25	2015 IH 7400	R		249,400
40110155-72140	Solid Waste	R51B	2016 JRB WA-200PT-5L	R		17,980
40110155-72140	Solid Waste	R54BA	2007 JRB WA-200PT-5L	R		17,980
40110155-72140	Solid Waste	R55	2020 Komatsu WA200PT-7	R		239,893
			<b>Solid Waste Fund Total:</b>			<b>1,437,249</b>
56406400-72140	Highland Park Golf Course		Golf Maintenance Equipment	R	50,000	
			<b>Highland Park Golf Course Fund Total:</b>		<b>50,000</b>	<b>-</b>
56406410-72140	Prairie Vista Golf Course		Golf Maintenance Equipment	R	100,000	
			<b>Prairie Vista Golf Course Fund Total:</b>		<b>100,000</b>	<b>-</b>
56406420-72140	The Den at Fox Creek Golf Course		Golf Maintenance Equipment	R	100,000	
			<b>The Den at Fox Creek Golf Course Fund Total:</b>		<b>100,000</b>	<b>-</b>
			<b>Grand Total for Non-General Funds</b>		<b>280,000</b>	<b>1,813,089</b>

## General Fund Capital Assets-Furniture, Machinery, Equipment Vehicles Proposed Budget FY 2028

Org/Object	Department	Unit	Item	New or Replacement	FY 2028 Cash
10011610-72120	Information Services		Fixed Asset Replacements - Includes servers, larger printers, large format scanners, data storage devices, networking equipment, etc.	R	\$ 250,000
10011610-72120	Information Services		Unknown requirements for future years	N	\$ 200,000
	<b>Information Services Capital Outlay Total:</b>				<b>\$ 450,000</b>
10014110-72130	Parks	720	2015 Ford F550	R	\$ 90,000
10014110-72140	Parks		Mower Replacement	R	\$ 80,000
10014110-72140	Parks		UTV - #744	R	\$ 25,000
	<b>Parks Capital Outlay Total:</b>				<b>\$ 195,000</b>
10015410-72130	Building Safety	53	2017 GMC Canyon	R	\$ 47,099
	<b>Building Safety Capital Outlay Total:</b>				<b>\$ 47,099</b>
10015490-72130	Parking Operations	PM5	2018 Kubota Utility Dump	R	\$ 58,710
	<b>Parking Operations Capital Outlay Total:</b>				<b>\$ 58,710</b>
10016120-72140	Street Maintenance	S96	2013 VER MAC PCMS-1500/MESSAGE BOARD	R	\$ 16,080
10016120-72140	Street Maintenance	S97	2013 VER MAC PCMS-1500/MESSAGE BOARD	R	\$ 16,080
10016120-72140	Street Maintenance	S99	2019 Falcon Hot Box	R	\$ 46,200
	<b>Street Maintenance Capital Outlay Total:</b>				<b>\$ 78,360</b>
10016124-72140	Snow & Ice	S50	2013 FAIR 842S1/SNOW BLOWER	R	\$ 150,000
	<b>Snow &amp; Ice Capital Outlay Total:</b>				<b>\$ 150,000</b>
10016210-72130	Engineering	80	2018 Ford F150	R	\$ 54,720
	<b>Engineering Capital Outlay Total:</b>				<b>\$ 54,720</b>

## General Fund Capital Assets-Furniture, Machinery, Equipment Vehicles Proposed Budget FY 2028

Org/Object	Department	Unit	Item	New or Replacement	FY 2028 Cash
10015110-72130	Police	P03	2018 Ford Taurus	R	\$ 64,560
10015110-72130	Police	P29	2022 Ford Explorer	R	\$ 69,815
10015110-72130	Police	P32	2022 Ford Explorer	R	\$ 69,815
10015110-72130	Police	P65	2018 Jeep Cherokee Sport	R	\$ 64,560
10015110-72130	Police	P80	2017 Chevrolet Tahoe	R	\$ 64,560
	<b>Police Department Capital Outlay total:</b>				<b>\$ 333,310</b>
10015210-72130	Fire	F202	2013 E-One Typhoon (ISL-450) 75' Ladder	R	\$ 1,453,500
10015210-72130	Fire	F41	2018 International Medtec Ambulance	R	\$ 350,000
10015210-72140	Fire		Ambulance Cot (1 unit per year)	R	\$ 43,000
10015210-72140	Fire		Cardiac Monitor/Defibrillator (2 per year)	R	\$ 85,000
10015210-72140	Fire		Outdoor Warning Siren (1 per year)	R	\$ 58,000
10015210-72140	Fire		Wellness/Workout Equipment	R	\$ 14,000
10015210-72140	Fire		Turnout Gear Extractor (one per year)	R	\$ 11,000
	<b>Fire Department Capital Outlay total:</b>				<b>\$ 2,014,500</b>
			<b>General Fund Total Capital Outlay:</b>		<b>\$ 3,381,698</b>

**Non-General Funds Capital Assets-Furniture, Machinery, Equipment and Vehicles Proposed Budget FY 2028**

Org/Object	Department	Item	New or Replacement	FY 2028 Cash	FY 2028 Capital Lease - cash value
20900900-72130	Drug Enforcement Fund	Covert or Unmarked Vehicles	R/N	30,000	
		<b>Drug Enforcement Fund Total:</b>		<b>30,000</b>	
23203200-72120	Library Fixed Assets	Upper Level Security Gates	R	10,000	
23203200-72140	Library Fixed Assets	Chiller	R	45,000	
		<b>Library Fixed Asset Replacement Fund Total:</b>		<b>55,000</b>	
40110157-72130	Sanitary Sewer	S15 2014 IH 4300	R		258,000
40110157-72140	Sanitary Sewer	S52 2020 CAT 430D	R		258,000
		<b>Sanitary Sewer Fund Total:</b>			<b>516,000</b>
53103100-72130	Storm Water	S42 2020 IH 7400	R	643,187	
		<b>Storm Water Fund Total:</b>		<b>643,187</b>	-
40110157-72130	Solid Waste	R02 2018 Ford F150	R		43,800
40110157-72140	Solid Waste	R17 2021 Crane Carrier LDT2-26	R		437,208
40110157-72140	Solid Waste	R42 2017 KENWORTH T370	R		267,626
40110157-72130	Solid Waste	R48 2021 Crane Carrier LDT2-26	R		506,237
40110157-72140	Solid Waste	R54BA 2021 Komatsu WA200PT-7	R		239,893
40110157-72140	Solid Waste	R51BA 2016 JRB WA-200PT-5L	R		18,600
		<b>Solid Waste Fund Total:</b>			<b>1,513,364</b>
56406400-72140	Highland Park Golf Course	Golf Cart Fleet - Highland Park	R	200,000	
		<b>Highland Park Golf Course Fund Total:</b>		<b>200,000</b>	-
57107110-72140	Bloomington Arena	2019 Kubota RTV-400	R	21,094	
		<b>Bloomington Arena Fund Total:</b>		<b>21,094</b>	-
		<b>Grand Total for Non-General Funds</b>		<b>949,281</b>	<b>2,029,364</b>



# ENTERPRISE FUNDS



## ENTERPRISE FUNDS

### Water

50100110 Water Administration  
50100120 Water Transmission & Distribution  
50100130 Water Purification  
50100140 Lake Maintenance  
50100150 Water Meter Services  
50100160 Water Mechanical Maintenance

51101100 Sanitary Sewer Fund

53103100 Storm Water Fund

54404400 Solid Waste Fund

55605600-55605610 Abraham Lincoln Parking Facility

### Golf

56406400 Highland Park Golf Course  
56406410 Prairie Vista Golf Course  
56406420 The Den at Fox Creek Golf Course

### Arena

57107110 Bloomington Arena-Facilities Division  
57107120 Bloomington Arena-Entertainment Division

# WATER 5010



## Purpose

The Water Division of the Public Works Department provides safe, plentiful, and affordable drinking water for Bloomington and approximately 50 percent of the population of McLean County outside of Bloomington. The Division also provides regional laboratory services to water providers and contractors through its Illinois Department of Public Health certified laboratory.

**Water Administration (50100110)** provides support and administrative services for all divisions within the Water Fund.

**Water Transmission/Distribution (50100120)** is responsible for scheduled preventative maintenance and emergency repairs to water mains, individual water services, broken fire hydrants, valves, meter vaults, and any other part of the distribution system. In addition, the fund pays for requests to locate water lines, storm sewers, sanitary sewers, power supplies for some streetlights, traffic signals, and fiber optic lines owned or maintained by the City.

**Water Purification (50100130)** maintains water quality at Lake Bloomington. The water produced by the Water Division is consistently of higher quality than required by federal and state drinking water regulations. The Division is working to provide an adequate supply and treatment capacity, while expanding the supply and capacity in the future.

**Lake Maintenance (50100140)** maintains a park system around the Lake Bloomington reservoir. The Division also leases home sites to over 200 residents in the Lake Bloomington area and provides limited municipal-like services to those residents. Recreational opportunities are provided to residents and non-residents alike through the lease of the Evergreen Lake reservoir to the McLean County Department of Parks and Recreation, and the use of the Lake Bloomington reservoir and parklands as a mixed-use facility. Lake Maintenance operates all watershed and wetland management programs, which include shoreline stabilization, nitrate mitigation using wetlands and buffer strips, and cover crop application. It also creates a partnership between the City and local farm producers.

**Water Meter Services (50100150)** oversees and maintains the metering system. Water meters make it possible to charge customers for water, sewer, utility tax, and BNWRD charges based on an accurate assessment of water usage. The meters also help with leak and waterline break detection, water conservation, and total usage. The Division also addresses meter size, malfunctioning meters, water main valve controls, service disconnections due to lack of full payment by the due date, and investigation and approval of service lines for fire protection.

**Mechanical Maintenance (50100160)** maintains all Water Division facilities, including offices, pump stations, tanks, electrical systems, water quality monitoring systems, security/access control, and pressure monitoring systems at Lake Bloomington, Evergreen Lake, Mackinaw Pump station, and within the City of Bloomington. This Division also assists the Engineering Division with the day-to-day maintenance on the traffic control equipment and sewer lift stations.

## Authorization

The City of Bloomington Water Fund and its related activities have been codified in Chapter 23 & 27 of the City Code.

## **FY 2024 Budget & Program Highlights**

- Finalize the water rate study.
- Comply with the revised Lead and Copper Rule once it is finalized by the Environmental Protection Agency.
- Complete the City of Bloomington Nitrification Action Plan.
- Investigate water loss through the advanced leak detection project.
- Repair or replace water service lines, including full replacement of a water service line from the water main to the property line, abandoned service line retirements, and curb stop repairs.
- Move forward with projects to eliminate Combined Sewer Overflow (CSO), including the remaining phases of the Locust-Colton CSO elimination.
- Make improvements to water main, drainage, pavement, and sidewalk ramps in Meadowbrook Subdivision, which is a result of coordination between the Water Division and Engineering Division and based on the Department's five-year capital planning process.
- Perform design work for a lime grit removal system or for conversion to hydrated lime.
- Complete the installation of a chlorine scrubber and new ammonia feed system for enhanced safety.
- Perform design work for a powdered activated carbon feed system for additional taste and odor control.
- Maintain water quality and laboratory operation.
- Perform additional shoreline stabilization projects for Lake Bloomington.
- Construct the replacement Lake Parks Maintenance facility building.
- Continue and expand the cover crop program for nutrient and sediment loss reduction, which is anticipated to enroll 950 acres in FY 2024.
- Expand the fixed network meter reading system.
- Replace aged meters and utilize proper meter applications.
- Rehabilitate both Fort Jesse water storage tanks.
- Design and layout for water system pump stations will continue.
- Implement new, systemwide condition monitoring equipment.
- Complete the installation of access control system and camera security system.

## **Funding Source**

Water customers pay two types of fees. A flat fee is calculated by the size of the meter. There is also a fee for each 100 cubic feet (748 gallons) of water consumed by the customer. The fees are listed in the tables below. This yields an average monthly water usage of 600 cubic feet (4,488 gallons) resulting in a monthly cost of \$29.06 for the typical household.

### Monthly Water Consumption Fee

<b>Rate per 100 cu. ft.</b>	<b>Inside City</b>	<b>Outside City</b>
<b>First 2,300 cubic feet per month</b>	\$4.01	\$9.06
<b>Next 11,700 cubic feet per month</b>	\$3.87	\$8.86
<b>Next 486,000 cubic feet per month</b>	\$3.42	\$7.75
<b>Over 500,000 cubic feet per month</b>	\$2.69	\$6.12

### Monthly Water Service Charge

<b>Meter Size</b>	<b>Inside City</b>	<b>Outside City</b>
<b>5/8 x 1/2" meters</b>	\$1.25	\$2.75
<b>5/8 x 3/4" meters</b>	\$5.00	\$6.50
<b>3/4" meters</b>	\$6.00	\$7.50
<b>1" meters</b>	\$8.00	\$10.00
<b>1.5" meters</b>	\$10.50	\$13.00
<b>2" meters</b>	\$16.00	\$20.00
<b>3" meters</b>	\$28.00	\$39.00
<b>4" meters</b>	\$46.00	\$66.00
<b>6" meters</b>	\$92.00	\$131.00
<b>8" meters</b>	\$146.00	\$196.00

Fees are also charged for fire protection for commercial and industrial customers with private fire suppression systems, and for bulk water for contractual customers. Additional charges are assessed when service is shut-off for delinquency, as well as late fees for delinquent accounts, lot lease fees for customers leasing land around Lake Bloomington, charges for licenses to have a dock on Lake Bloomington, meter sales, and a manual meter read fee for non-RF meters.

### What We Accomplished in FY 2023

- Continued working on the water rate study.
- Repaired or replaced water service lines, which includes full replacement of a water service line from the water main to the property line, abandoned service line retirements, and curb stop repairs.
- Identified leaks in the distribution system with the leak detection program.
- Maintained water quality in compliance with all state and federal guidelines.
- Continued monitoring lakes and tributaries for changes in water quality and throughout the treatment process.
- Maintained staffing for the treatment plant's continues operation
- Provided operational reports to all governing bodies
- Stabilized approximately 2,450 feet of the Lake Bloomington shoreline to diminish the problems of sedimentation and nutrients that have been determined to impair water quality in the reservoir.

- Started a cover crop program for nutrient and sediment loss reduction which has gained lots of interest.
- Installed new pollinator fields around Lake Bloomington.
- Streamlined the lease transfer process.
- Procured the design of the new Lake Parks Maintenance facility.
- Expanded the fixed network meter reading system.
- Replaced large water meters and residential water meters and maintained large water meters
- Modified piping at the Water Treatment Plant to make settled water improvements, allowing access for cleaning equipment and removal of lime scale from discharge piping for all four ClariCones, which are used to soften water.
- Constructed Fort Jesse Generator and electrical improvements.
- Made Water Treatment Plant chemical system improvements.

## Budgetary Fund Balance

Water Fund	FY 2022 (audited)	FY 2023 (Projected)	FY 2024 (Projected)
<b>Budgetary Fund Balance</b>	\$19,124,882	\$13,829,188	\$3,128,450

## Challenges

- Public Works is continuing to backfill positions to become fully staffed. The Department will continue to find ways to increase staff efficiency using new technologies, updating processes, and hiring seasonal staff.
- Though the situation has recently improved, Public Works continues to operate with limited resources. Public Works divisions are operating at resource levels equivalent to the resource levels that followed the Great Recession in 2009. Public Works is conscious of budgetary issues and has continued to work with other departments, the Council, and the public to accomplish Council directives, while keeping up with daily operations.
- The Division continues to deal with a backlog of current capital improvement projects as well as planning for future projects and advancements.
- Examples of recent water quality/regulatory issues that required rapid response are the regulatory and monitoring changes that resulted from the unfortunate situation in Flint, Michigan and the algal toxin problems in Toledo, Ohio. Although our water supply is not nearly as vulnerable to those types of water quality issues, we needed to develop protocols, methods and perform monitoring to assure the continued safety of our treated water.
- Many challenges face Lake Parks but none more important than the cost of services that are provided to the 221 leased properties at Lake Bloomington. Maintaining the appropriate services along with being cost-conscious is an activity that occurs every day.

- Watershed Management Plan update will have significant challenges – changes to farm input application rate/cover crops/new wetlands/field tile nitrate reduction will be large challenges in creating and sustaining a healthy watershed for future years.
- Approximately 100 residents are not receptive to providing access to upgrade water meters in their home as City Ordinance allows. The Division continues to contact these homeowners and explain the benefits and cost saving efficiencies that result from the replacements. Without complete compliance, employees must maintain manual walking reading routes that result in an increase in costs associated with providing service to all customers.
- Wireless technology is needed to increase efficiency and improve customer service. We have some tablets in the field, but the functionality is limited at this point.
- Integration of New SCADA system is a day-to-day challenge. Over the years, our SCADA system has been altered to meet our immediate needs. Lack of documentation of these maintenance-based changes has been an extraordinary challenge. We are working to resort the SCADA system to its original design integrity.
- As a result of supply chain and production demand constraints, the department has had difficulty obtaining commodities and equipment necessary to maintain infrastructure.



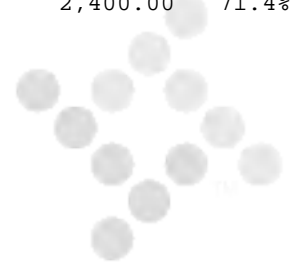
CITY OF BLOOMINGTON, IL  
 NEXT YEAR / CURRENT YEAR BUDGET ANALYSIS

PROJECTION: 20244 FY 2024 BUDGET MASTER LEVEL 4

ACCOUNTS FOR:

Water Administration			2022	2023	2023	2023	2023	2024	PCT
			ACTUAL	ORIG BUD	REVISED BUD	ACTUAL	PROJECTION	ADOPTED	CHANGE
50100110	40000	Use Fund B	.00	-4,960,530.92	-5,501,330.92	.00	-5,295,694.50	-10,700,737.86	94.5%
50100110	53310	St of IL	.00	.00	.00	.00	.00	.00	.0%
50100110	54101	MWtr Sale	-14,819,306.97	-15,000,000.00	-15,000,000.00	-12,338,576.34	-14,750,000.00	-15,000,000.00	.0%
50100110	54102	BulkWtSale	-6,659.58	-8,000.00	-8,000.00	-5,832.02	-7,000.00	-7,400.00	-7.5%
50100110	54105	Fr Protect	-616,222.91	-550,000.00	-550,000.00	-471,123.91	-590,000.00	-590,000.00	7.3%
50100110	54110	Recon Fee	-4,000.00	-70,000.00	-70,000.00	-55,682.29	-73,000.00	-72,000.00	2.9%
50100110	54120	TpOn Fee	-1,603.00	-2,000.00	-2,000.00	-6,356.07	-3,000.00	-2,000.00	.0%
50100110	54130	Mtr Rntl	.00	.00	.00	.00	.00	.00	.0%
50100110	54155	BNWRD Fee	-137,502.69	-135,000.00	-135,000.00	-92,137.11	-134,000.00	-132,000.00	-2.2%
50100110	54430	Fac Rntl	.00	.00	.00	.00	.00	.00	.0%
50100110	54610	LnRls Fee	.00	.00	.00	.00	.00	.00	.0%
50100110	54990	Othr Chgs	-9,425.00	-15,000.00	-15,000.00	-6,410.00	-10,000.00	-10,000.00	-33.3%
50100110	55990	Othr Pnlty	-454,964.26	-150,000.00	-150,000.00	-283,310.44	-381,000.00	-360,000.00	140.0%
50100110	56010	Int Income	-111,176.64	-62,500.00	-62,500.00	-357,343.91	-503,000.00	-540,000.00	764.0%
50100110	56030	Int Fm Lns	.00	.00	.00	.00	.00	.00	.0%
50100110	56110	UR GainLs	.00	-75,604.60	-75,604.60	.00	-75,604.60	-75,604.60	.0%
50100110	57114	Equip Sale	.00	.00	.00	.00	.00	.00	.0%
50100110	57130	Meter Sale	.00	.00	.00	.00	.00	.00	.0%
50100110	57190	Othr Rev	.00	.00	.00	.00	.00	.00	.0%
50100110	57320	POwn Contr	.00	.00	.00	.00	.00	.00	.0%
50100110	57380	Cap Contrb	.00	.00	.00	.00	.00	.00	.0%
50100110	57420	PropDamClm	.00	.00	.00	.00	.00	.00	.0%
50100110	57510	Bd Proceed	.00	-2,118,261.00	-2,118,261.00	.00	.00	.00	-100.0%
50100110	57516	Lease Proc	.00	.00	.00	.00	.00	.00	.0%
50100110	57590	Lease Inc	.00	.00	.00	.00	.00	.00	.0%
50100110	57985	Cash StOvr	-162.65	.00	.00	139.50	140.00	.00	.0%
50100110	57990	Misc Rev	-19,854.65	-10,000.00	-10,000.00	-16,557.95	-15,000.00	-10,000.00	.0%
50100110	61100	Salary FT	569,722.17	587,305.34	587,305.34	445,151.29	586,666.60	609,549.00	3.8%
50100110	61130	Salary SN	28,817.70	45,750.00	45,750.00	39,143.57	40,360.89	84,280.00	84.2%
50100110	61150	Salary OT	3,763.20	5,000.00	5,000.00	1,932.28	4,000.00	5,000.00	.0%
50100110	61190	Othr Salry	.00	.00	.00	3,246.66	3,246.66	.00	.0%
50100110	62100	Dental Enh	2,975.67	2,834.00	2,834.00	1,979.96	2,677.52	2,792.34	-1.5%
50100110	62101	Dental Ins	.00	.00	.00	.00	.00	.00	.0%
50100110	62102	Vision Ins	.00	.00	.00	.00	.00	.00	.0%
50100110	62104	BCBS 400	.00	.00	.00	.00	.00	.00	.0%
50100110	62106	HAMP-HMO	.00	.00	.00	.00	.00	.00	.0%
50100110	62108	ENHBCBSPP0	.00	.00	.00	.00	.00	.00	.0%
50100110	62109	ENH HMO	12,877.39	18,154.00	18,154.00	.00	.00	.00	-100.0%
50100110	62110	Group Life	498.10	498.66	498.66	358.27	481.64	498.66	.0%
50100110	62111	Enh Vision	687.84	674.66	674.66	493.20	661.11	674.66	.0%
50100110	62113	BCBS 60/12	54,738.02	56,848.00	56,848.00	39,599.96	53,259.25	48,117.00	-15.4%
50100110	62114	BCBS HSA	22,398.64	15,073.00	15,073.00	25,534.63	34,165.72	34,479.34	128.7%
50100110	62115	RHS Contrb	1,061.70	1,400.00	1,400.00	689.01	1,932.69	2,400.00	71.4%

119



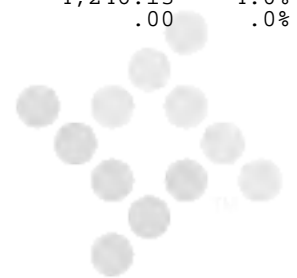


CITY OF BLOOMINGTON, IL  
 NEXT YEAR / CURRENT YEAR BUDGET ANALYSIS

PROJECTION: 20244 FY 2024 BUDGET MASTER LEVEL 4

ACCOUNTS FOR:

Water Administration			2022 ACTUAL	2023 ORIG BUD	2023 REVISED BUD	2023 ACTUAL	2023 PROJECTION	2024 ADOPTED	PCT CHANGE
50100110	62116	HSA City	4,233.23	2,333.33	2,333.33	.00	2,300.00	2,300.00	-1.4%
50100110	62120	IMRF	64,065.42	61,321.00	61,321.00	43,097.64	54,192.36	47,384.66	-22.7%
50100110	62125	OPEB EXP	.00	.00	.00	.00	.00	.00	.0%
50100110	62126	OTRGW EXP	.00	.00	.00	.00	.00	.00	.0%
50100110	62130	FICA	34,471.63	37,221.00	37,221.00	28,147.70	36,288.76	41,235.66	10.8%
50100110	62140	Medicare	8,061.71	8,709.00	8,709.00	6,582.85	8,486.64	9,647.00	10.8%
50100110	62150	UnEmpl Ins	.00	.00	.00	.00	.00	.00	.0%
50100110	62190	Uniforms	.00	.00	.00	.00	.00	.00	.0%
50100110	62191	Prot Wear	.00	.00	.00	.00	.00	.00	.0%
50100110	62200	Hlth Fac	.00	.00	.00	.00	.00	.00	.0%
50100110	62210	Tuit Reimb	.00	5,000.00	5,000.00	.00	.00	.00	-100.0%
50100110	62330	LIUNA Pen	1,679.86	1,872.00	1,872.00	1,224.00	1,656.00	1,872.00	.0%
50100110	62990	Othr Ben	4,423.23	4,620.00	4,620.00	3,766.73	1,671.73	4,020.00	-13.0%
50100110	70050	Eng Sv	.00	200,000.00	200,000.00	.00	50,000.00	75,000.00	-62.5%
50100110	70051	A&E Cap	24,000.00	38,750.00	38,750.00	.00	38,750.00	38,750.00	.0%
50100110	70093	Bank Fees	.00	.00	.00	.00	.00	.00	.0%
50100110	70095	CC Fees	.00	.00	.00	.00	.00	.00	.0%
50100110	70220	Oth PT Sv	72,304.54	70,000.00	45,000.00	18,717.96	70,000.00	70,000.00	55.6%
50100110	70410	Janitor Sv	.00	.00	.00	.00	.00	.00	.0%
50100110	70430	MFD Lease	5,331.68	4,200.00	4,200.00	2,818.76	4,200.00	4,200.00	.0%
50100110	70510	RepMaint B	.00	.00	.00	.00	.00	.00	.0%
50100110	70520	RepMaint V	2,028.91	1,000.00	1,000.00	2,715.65	3,000.00	1,000.00	.0%
50100110	70530	RepMaint O	1,207.99	4,000.00	4,000.00	.00	2,000.00	2,000.00	-50.0%
50100110	70540	RepMt Othr	.00	.00	.00	.00	.00	.00	.0%
50100110	70550	RepMaint I	.00	.00	.00	.00	.00	.00	.0%
50100110	70590	Oth Repair	.00	.00	.00	.00	.00	.00	.0%
50100110	70611	PrintBind	3,401.37	6,000.00	6,000.00	5,991.40	6,000.00	6,000.00	.0%
50100110	70630	Travel	.00	.00	.00	.00	.00	.00	.0%
50100110	70631	Dues	22,249.20	15,000.00	15,000.00	7,463.00	15,000.00	15,000.00	.0%
50100110	70632	Pro Develop	15,418.28	7,000.00	7,000.00	572.00	1,000.00	8,000.00	14.3%
50100110	70641	Temp Sv	.00	.00	.00	.00	.00	.00	.0%
50100110	70642	Recdgy Fee	.00	.00	.00	.00	.00	.00	.0%
50100110	70690	Purch Serv	4,926.52	40,000.00	40,000.00	5,385.08	12,000.00	30,000.00	-25.0%
50100110	70702	WC Prem	3,707.83	4,182.87	4,182.87	4,182.87	4,182.87	4,333.34	3.6%
50100110	70703	Liab Prem	4,824.77	5,544.53	5,544.53	5,544.53	5,544.53	7,135.18	28.7%
50100110	70704	Prop In Pr	3,158.18	4,536.99	4,536.99	4,536.99	4,536.99	5,052.37	11.4%
50100110	70705	Veh Prem	.00	.00	.00	.00	.00	.00	.0%
50100110	70711	WC Prem Pr	.00	.00	.00	.00	.00	.00	.0%
50100110	70712	WC Claim	47,735.95	48,006.02	48,006.02	48,006.02	48,006.02	50,452.48	5.1%
50100110	70713	Liab Claim	4,420.00	3,200.40	3,200.40	3,200.40	3,200.40	3,420.51	6.9%
50100110	70714	Prop Claim	4,420.00	3,200.40	3,200.40	3,200.40	3,200.40	3,420.51	6.9%
50100110	70715	Veh Claim	.00	.00	.00	.00	.00	.00	.0%
50100110	70720	Ins Admin	4,598.76	4,424.54	4,424.54	4,424.54	4,424.54	4,246.13	-4.0%
50100110	70725	LssCtl Sv	.00	.00	.00	.00	.00	.00	.0%





CITY OF BLOOMINGTON, IL  
 NEXT YEAR / CURRENT YEAR BUDGET ANALYSIS

PROJECTION: 20244 FY 2024 BUDGET MASTER LEVEL 4

ACCOUNTS FOR:

Water Administration				2022 ACTUAL	2023 ORIG BUD	2023 REVISED BUD	2023 ACTUAL	2023 PROJECTION	2024 ADOPTED	PCT CHANGE
50100110	71010		Off Supp	13,101.50	18,000.00	18,000.00	11,704.84	13,000.00	13,000.00	-27.8%
50100110	71010	70000	Off Supp	.00	.00	.00	.00	.00	.00	.0%
50100110	71015		Copy Supp	.00	.00	.00	.00	.00	.00	.0%
50100110	71017		Postage	2,128.94	2,500.00	2,500.00	1,207.48	2,500.00	2,500.00	.0%
50100110	71024		Janit Supp	.00	.00	.00	.00	.00	.00	.0%
50100110	71026		Med Supp	539.20	2,000.00	2,000.00	167.69	1,000.00	1,000.00	-50.0%
50100110	71030		UniformSup	639.45	1,000.00	1,000.00	579.28	1,000.00	29,000.00	2800.0%
50100110	71060		Food	.00	.00	.00	.00	.00	.00	.0%
50100110	71070		Fuel	578.21	876.00	876.00	2,861.87	4,000.00	3,144.00	258.9%
50100110	71078		Elect Supp	.00	.00	.00	.00	.00	.00	.0%
50100110	71080		Maint Supp	1,089.00	5,000.00	5,000.00	2,027.85	3,000.00	3,000.00	-40.0%
50100110	71190		Other Supp	722.07	3,000.00	3,000.00	3,360.12	3,000.00	3,000.00	.0%
50100110	71310		Natural Gs	55,698.21	30,000.00	30,000.00	43,902.30	60,000.00	60,000.00	100.0%
50100110	71320		Electricity	644,045.58	640,000.00	640,000.00	628,073.39	900,000.00	1,000,000.00	56.3%
50100110	71330		Water	.00	.00	.00	.00	.00	.00	.0%
50100110	71340		Telecom	106,742.73	96,000.00	96,000.00	76,983.25	85,000.00	96,000.00	.0%
50100110	71420		Periodicls	.00	.00	.00	.00	.00	.00	.0%
50100110	72120		CO Comp Eq	.00	.00	.00	.00	.00	.00	.0%
50100110	72130		CO Lcn Veh	.00	.00	.00	.00	.00	.00	.0%
50100110	72140		CO Other	8,755.06	.00	.00	.00	.00	.00	.0%
50100110	72190		Other CO	.00	.00	.00	.00	.00	.00	.0%
50100110	72510		Land	.00	.00	.00	.00	.00	.00	.0%
50100110	72520		Buildings	.00	.00	.00	.00	.00	.00	.0%
50100110	72540		WM Const	.00	.00	.00	.00	.00	.00	.0%
50100110	72545		WTR CON LE	.00	.00	.00	.00	.00	.00	.0%
50100110	72590		WtrPt Cnst	.00	.00	.00	.00	.00	.00	.0%
50100110	72620		OCap Imprv	.00	.00	.00	.00	.00	.00	.0%
50100110	72900		UnfndCapAd	.00	.00	.00	.00	.00	.00	.0%
50100110	73196		Pr IEPA Ln	633,940.71	685,347.56	685,347.56	672,852.33	672,852.33	758,497.37	10.7%
50100110	73216		GBI Princ	.00	.00	.00	.00	.00	.00	.0%
50100110	73237		Prin Loan	.00	.00	.00	.00	.00	.00	.0%
50100110	73401		Lease Prin	.00	.00	.00	.00	.00	.00	.0%
50100110	73701		Lease Int	.00	.00	.00	.00	.00	.00	.0%
50100110	74196		In IEPA Ln	76,837.17	73,584.77	73,584.77	69,726.53	69,726.53	73,428.20	-.2%
50100110	74216		GBI Int 20	.00	.00	.00	.00	.00	.00	.0%
50100110	74237		Int - Loan	.00	.00	.00	.00	.00	.00	.0%
50100110	79010		Prop Tx	.00	.00	.00	.00	.00	.00	.0%
50100110	79150		Bad Debt	.00	.00	.00	-268.71	.00	.00	.0%
50100110	79196		ContrbtFB	.00	.00	.00	.00	.00	.00	.0%
50100110	79990		Othr Exp	.00	1,000.00	1,000.00	.00	26,000.00	1,000.00	.0%
50100110	79997		PCHOLDING	.00	.00	.00	.00	.00	.00	.0%
50100110	85100		Fm General	.00	.00	.00	.00	-1,424,260.00	.00	.0%
50100110	85514		Fm SwUtlBl	.00	.00	.00	.00	.00	.00	.0%
50100110	85534		Fm SWUtBll	.00	.00	.00	.00	.00	.00	.0%



CITY OF BLOOMINGTON, IL  
 NEXT YEAR / CURRENT YEAR BUDGET ANALYSIS

PROJECTION: 20244 FY 2024 BUDGET MASTER LEVEL 4

ACCOUNTS FOR:

Water Administration	2022 ACTUAL	2023 ORIG BUD	2023 REVISED BUD	2023 ACTUAL	2023 PROJECTION	2024 ADOPTED	PCT CHANGE
50100110 85542 Fm SolWUBl	.00	.00	.00	.00	.00	.00	.0%
50100110 89111 To GenAdm	1,294,501.28	1,363,239.95	1,363,239.95	1,363,239.95	1,363,239.95	1,375,387.94	.9%
50100110 89112 To Gen ERI	.00	.00	.00	.00	.00	.00	.0%
50100110 89502 To WtrDepr	.00	.00	.00	.00	.00	.00	.0%
50100110 89504 To WtrAdmn	.00	.00	.00	.00	.00	.00	.0%
50100110 89505 To IEPA Ln	.00	.00	.00	.00	.00	.00	.0%
TOTAL Water Administration	-12,303,349.75	-18,921,688.50	-19,487,488.50	-9,999,065.02	-18,950,006.97	-22,858,524.11	17.3%
TOTAL REVENUE	-16,180,878.35	-23,156,896.52	-23,697,696.52	-13,633,190.54	-23,261,419.10	-27,499,742.46	16.0%
TOTAL EXPENSE	3,877,528.60	4,235,208.02	4,210,208.02	3,634,125.52	4,311,412.13	4,641,218.35	10.2%
GRAND TOTAL	-12,303,349.75	-18,921,688.50	-19,487,488.50	-9,999,065.02	-18,950,006.97	-22,858,524.11	17.3%





CITY OF BLOOMINGTON, IL  
 PROJECTION 20245 / BUDGET ENTRY FUTURE YRS REPORT

ORG	OBJECT PROJ	DESC	2025	2026	2027	2028
50100110		Water Administration				
50100110	40000	Use Fund B	-1,084,313.40	-544,821.34	-502,154.69	-918,975.37
50100110	54101	MWtr Sale	-15,000,000.00	-15,000,000.00	-15,000,000.00	-15,000,000.00
50100110	54102	BulkWtSale	-7,400.00	-7,400.00	-7,400.00	-7,400.00
50100110	54105	Fr Protect	-590,000.00	-590,000.00	-590,000.00	-590,000.00
50100110	54110	Recon Fee	-72,000.00	-72,000.00	-72,000.00	-72,000.00
50100110	54120	TpOn Fee	-2,000.00	-2,000.00	-2,000.00	-2,000.00
50100110	54155	BNWRD Fee	-132,000.00	-132,000.00	-132,000.00	-132,000.00
50100110	54990	Othr Chgs	-10,000.00	-10,000.00	-10,000.00	-10,000.00
50100110	55990	Othr Pnlty	-360,000.00	-360,000.00	-360,000.00	-360,000.00
50100110	56010	Int Income	-400,000.00	-300,000.00	-300,000.00	-300,000.00
50100110	56110	UR GainLs	-75,604.60	-75,604.60	-75,604.60	-75,604.60
50100110	57990	Misc Rev	-10,000.00	-10,000.00	-10,000.00	-10,000.00
50100110	61100	Salary FT	627,835.47	646,670.53	666,070.65	686,052.77
50100110	61130	Salary SN	86,808.40	89,412.65	92,095.03	94,857.88
50100110	61150	Salary OT	5,000.00	5,000.00	5,000.00	5,000.00
50100110	62100	Dental Enh	2,876.11	2,962.39	3,051.27	3,142.80
50100110	62110	Group Life	498.66	498.66	498.66	498.66
50100110	62111	Enh Vision	674.66	674.66	674.66	674.66
50100110	62113	BCBS 60/12	49,560.51	51,047.33	52,578.75	54,156.11
50100110	62114	BCBS HSA	35,513.72	36,579.13	37,676.51	38,806.80
50100110	62115	RHS Contrb	2,400.00	2,400.00	2,400.00	2,400.00
50100110	62116	HSA City	2,300.00	2,300.00	2,300.00	2,300.00
50100110	62120	IMRF	48,806.20	50,270.39	51,778.50	53,331.85
50100110	62130	FICA	42,472.73	43,746.91	45,059.32	46,411.10
50100110	62140	Medicare	9,936.41	10,234.50	10,541.54	10,857.78
50100110	62330	LIUNA Pen	1,872.00	1,872.00	1,872.00	1,872.00
50100110	62990	Othr Ben	4,020.00	4,020.00	4,020.00	4,020.00
50100110	70050	Eng Sv	50,000.00	50,000.00	50,000.00	50,000.00
50100110	70051	A&E Cap	10,000.00	10,000.00	10,000.00	10,000.00
50100110	70220	Oth PT Sv	70,000.00	70,000.00	70,000.00	70,000.00
50100110	70430	MFD Lease	4,200.00	4,200.00	4,200.00	4,200.00
50100110	70520	RepMaint V	1,030.00	1,060.90	1,092.73	1,125.51
50100110	70530	RepMaint O	2,000.00	2,000.00	2,000.00	2,000.00
50100110	70611	PrintBind	6,000.00	6,000.00	6,000.00	6,000.00
50100110	70631	Dues	15,000.00	15,000.00	15,000.00	15,000.00
50100110	70632	Pro Develp	8,000.00	8,000.00	8,000.00	8,000.00
50100110	70690	Purch Serv	30,000.00	30,000.00	30,000.00	30,000.00
50100110	70702	WC Prem	4,463.34	4,597.24	4,735.16	4,877.22
50100110	70703	Liab Prem	7,349.24	7,569.71	7,796.81	8,030.71
50100110	70704	Prop In Pr	5,203.94	5,360.06	5,520.86	5,686.48
50100110	70712	WC Claim	51,966.05	53,525.03	55,130.78	56,784.71
50100110	70713	Liab Claim	3,523.12	3,628.82	3,737.68	3,849.81
50100110	70714	Prop Claim	3,523.12	3,628.82	3,737.68	3,849.81
50100110	70720	Ins Admin	4,373.52	4,504.72	4,639.87	4,779.06
50100110	71010	Off Supp	13,000.00	13,000.00	13,000.00	13,000.00
50100110	71017	Postage	2,500.00	2,500.00	2,500.00	2,500.00
50100110	71026	Med Supp	1,000.00	1,000.00	1,000.00	1,000.00
50100110	71030	UniformSup	3,800.00	3,800.00	3,800.00	3,800.00
50100110	71070	Fuel	3,238.32	3,335.47	3,435.53	3,538.60





CITY OF BLOOMINGTON, IL  
PROJECTION 20245 / BUDGET ENTRY FUTURE YRS REPORT

ORG	OBJECT PROJ	DESC	2025	2026	2027	2028
<a href="#">50100110 71080</a>		Maint Supp	3,000.00	3,000.00	3,000.00	3,000.00
<a href="#">50100110 71190</a>		Other Supp	3,000.00	3,000.00	3,000.00	3,000.00
<a href="#">50100110 71310</a>		Natural Gs	60,000.00	60,000.00	60,000.00	60,000.00
<a href="#">50100110 71320</a>		Electricity	900,000.00	900,000.00	900,000.00	900,000.00
<a href="#">50100110 71340</a>		Telecom	96,000.00	96,000.00	96,000.00	96,000.00
<a href="#">50100110 73196</a>		Pr IEPA Ln	532,135.57	417,635.35	298,655.68	456,962.83
<a href="#">50100110 74196</a>		In IEPA Ln	58,453.89	47,825.18	41,675.91	110,952.48
<a href="#">50100110 79990</a>		Othr Exp	1,000.00	1,000.00	1,000.00	1,000.00
<a href="#">50100110 89111</a>		To GenAdm	1,419,340.19	1,450,547.03	1,483,226.82	1,516,887.00
	TOTAL Water Administration		-13,449,642.83	-12,874,418.46	-12,893,656.89	-13,017,773.34
	TOTAL REVENUE		-17,743,318.00	-17,103,825.94	-17,061,159.29	-17,477,979.97
	TOTAL EXPENSE		4,293,675.17	4,229,407.48	4,167,502.40	4,460,206.63
	GRAND TOTAL		-13,449,642.83	-12,874,418.46	-12,893,656.89	-13,017,773.34




CITY OF BLOOMINGTON, IL  
 NEXT YEAR / CURRENT YEAR BUDGET ANALYSIS

PROJECTION: 20244 FY 2024 BUDGET MASTER LEVEL 4

ACCOUNTS FOR:

Water Transmission/Distributn				2022	2023	2023	2023	2023	2024	PCT
				ACTUAL	ORIG BUD	REVISED BUD	ACTUAL	PROJECTION	ADOPTED	CHANGE
50100120	53110	75000	Fed Grants	-378,000.00	-401,739.00	-401,739.00	-401,739.00	-1,095,740.00	.00	-100.0%
50100120	53310		St of IL	-1,136,972.98	-2,408,800.00	-2,408,800.00	-755,954.35	-1,357,843.42	.00	-100.0%
50100120	57114		Equip Sale	-2,135.00	.00	.00	.00	.00	.00	.0%
50100120	57320		POwn Contr	-7,198.88	.00	.00	.00	.00	.00	.0%
50100120	57990		Misc Rev	-154.50	.00	.00	.00	.00	.00	.0%
50100120	61100		Salary FT	766,159.57	800,746.00	800,746.00	564,295.05	757,099.44	806,155.00	.7%
50100120	61130		Salary SN	32,269.64	35,000.00	35,000.00	24,411.40	33,010.54	40,832.00	16.7%
50100120	61150		Salary OT	96,412.77	80,000.00	80,000.00	100,056.55	117,319.75	100,000.00	25.0%
50100120	61190		Othr Salry	.00	.00	.00	3,782.78	.00	.00	.0%
50100120	62100		Dental Enh	4,432.31	4,255.00	4,255.00	2,961.74	4,095.51	4,290.00	.8%
50100120	62110		Group Life	745.38	748.00	748.00	528.50	716.80	748.00	.0%
50100120	62111		Enh Vision	1,083.62	1,067.00	1,067.00	774.16	1,041.78	1,067.00	.0%
50100120	62113		BCBS 60/12	109,862.10	118,986.00	118,986.00	64,294.12	85,884.31	86,669.00	-27.2%
50100120	62114		BCBS HSA	16,773.12	12,276.00	12,276.00	20,194.11	28,219.89	30,218.00	146.2%
50100120	62116		HSA City	4,500.00	4,500.00	4,500.00	.00	4,300.00	4,300.00	-4.4%
50100120	62120		IMRF	101,867.23	86,087.00	86,087.00	64,010.24	77,866.18	62,518.00	-27.4%
50100120	62130		FICA	52,467.61	52,550.00	52,550.00	40,767.00	53,060.50	54,620.00	3.9%
50100120	62140		Medicare	12,270.69	12,295.00	12,295.00	9,534.11	12,409.02	12,779.00	3.9%
50100120	62160		Work Comp	2,382.26	.00	.00	-378.84	.00	.00	.0%
50100120	62191		Prot Wear	3,150.00	2,700.00	2,700.00	3,150.00	3,150.00	5,600.00	107.4%
50100120	62990		Othr Ben	700.00	840.00	840.00	315.00	420.00	420.00	-50.0%
50100120	70050		Eng Sv	.00	50,000.00	50,000.00	.00	.00	50,000.00	.0%
50100120	70051		A&E Cap	345,104.00	786,000.00	721,000.00	972.50	546,000.00	415,000.00	-42.4%
50100120	70051	75000	A&E Cap	378,000.00	.00	.00	.00	.00	.00	.0%
50100120	70220		Oth PT Sv	14,898.02	35,000.00	35,000.00	20,450.88	35,000.00	35,000.00	.0%
50100120	70520		RepMaint V	44,720.70	51,000.00	51,000.00	72,706.66	65,000.00	55,000.00	7.8%
50100120	70530		RepMaint O	.00	1,500.00	1,500.00	.00	1,500.00	1,500.00	.0%
50100120	70540		RepMt Othr	17,102.73	50,000.00	50,000.00	25,574.58	30,000.00	25,000.00	-50.0%
50100120	70550		RepMaint I	1,086,546.76	500,000.00	1,214,500.00	1,424,836.94	1,200,000.00	500,000.00	-58.8%
50100120	70557		ExcavResto	.00	.00	.00	.00	.00	590,000.00	.0%
50100120	70590		Oth Repair	11,369.71	20,000.00	20,000.00	20,605.80	20,000.00	20,000.00	.0%
50100120	70631		Dues	490.00	.00	.00	144.00	144.00	.00	.0%
50100120	70632		Pro Develop	1,147.00	7,000.00	7,000.00	642.61	4,000.00	4,000.00	-42.9%
50100120	70641		Temp Sv	.00	20,000.00	20,000.00	.00	20,000.00	40,000.00	100.0%
50100120	70650		Lndfl Fees	157,081.08	225,000.00	225,000.00	230,582.23	300,000.00	300,000.00	33.3%
50100120	70690		Purch Serv	7,673.34	110,000.00	110,000.00	12,689.68	15,000.00	15,000.00	-86.4%
50100120	70702		WC Prem	5,282.64	5,981.87	5,981.87	5,981.87	5,981.87	6,080.49	1.6%
50100120	70703		Liab Prem	6,873.98	7,929.17	7,929.17	7,929.17	7,929.17	10,012.00	26.3%
50100120	70704		Prop Prem	4,499.55	6,488.30	6,488.30	6,488.30	6,488.30	7,089.42	9.3%
50100120	70712		WC Claim	34,541.09	37,111.92	37,111.92	37,111.92	37,111.92	34,399.32	-7.3%
50100120	70713		Liab Claim	3,198.25	2,474.13	2,474.13	2,474.13	2,474.13	2,332.16	-5.7%
50100120	70714		Prop Claim	3,198.25	2,783.39	2,783.39	2,783.39	2,783.39	2,332.16	-16.2%
50100120	70720		Ins Admin	6,551.97	6,327.49	6,327.49	6,327.49	6,327.49	5,958.12	-5.8%



**CITY OF BLOOMINGTON, IL  
 NEXT YEAR / CURRENT YEAR BUDGET ANALYSIS**
**PROJECTION: 20244 FY 2024 BUDGET MASTER LEVEL 4**
**ACCOUNTS FOR:**

			2022	2023	2023	2023	2023	2024	PCT
Water Transmission/Distributn			ACTUAL	ORIG BUD	REVISED BUD	ACTUAL	PROJECTION	ADOPTED	CHANGE
50100120	71030	UniformSup	1,863.06	3,000.00	3,000.00	4,818.59	4,000.00	4,000.00	33.3%
50100120	71070	Fuel	31,233.51	37,960.00	37,960.00	36,247.51	48,000.00	55,020.00	44.9%
50100120	71080	Maint Supp	163,735.81	125,000.00	155,000.00	167,880.15	160,000.00	150,000.00	-3.2%
50100120	71084	Agg RkSnd	.00	.00	.00	.00	.00	140,000.00	.0%
50100120	71190	Other Supp	26,601.57	40,000.00	40,000.00	33,740.75	40,000.00	40,000.00	.0%
50100120	71710	Veh Equip	.00	3,000.00	3,000.00	2,182.80	3,000.00	3,000.00	.0%
50100120	71735	Valves	512.50	40,000.00	20,000.00	13,188.34	20,000.00	25,000.00	25.0%
50100120	71740	Hydrants	107,946.10	80,000.00	70,000.00	33,772.75	70,000.00	80,000.00	14.3%
50100120	72130	CO Lcn Veh	83,000.00	125,945.00	125,945.00	161,741.00	161,741.00	.00	-100.0%
50100120	72140	CO Other	15,329.56	417,685.00	417,685.00	384,850.00	384,850.00	.00	-100.0%
50100120	72510	75000 Land	.00	50,000.00	50,000.00	.00	50,000.00	.00	-100.0%
50100120	72540	WM Const	31,230.26	2,910,261.00	2,303,261.00	73,798.00	1,484,260.00	5,200,000.00	125.8%
50100120	72540	75000 WM Const	.00	401,739.00	401,739.00	.00	1,045,740.00	.00	-100.0%
50100120	72545	WTR CON LE	828,048.42	.00	.00	.00	.00	.00	.0%
50100120	73401	Lease Prin	48,102.90	37,201.62	37,201.62	28,981.56	37,245.24	19,496.64	-47.6%
50100120	73701	Lease Int	3,006.05	1,491.24	1,491.24	1,245.79	1,491.54	256.23	-82.8%
TOTAL Water Transmission/Dis			3,149,503.75	4,599,390.13	4,641,890.13	2,561,751.96	4,541,078.35	9,045,692.54	94.9%
TOTAL REVENUE			-1,524,461.36	-2,810,539.00	-2,810,539.00	-1,157,693.35	-2,453,583.42	.00	-100.0%
TOTAL EXPENSE			4,673,965.11	7,409,929.13	7,452,429.13	3,719,445.31	6,994,661.77	9,045,692.54	21.4%
GRAND TOTAL			3,149,503.75	4,599,390.13	4,641,890.13	2,561,751.96	4,541,078.35	9,045,692.54	94.9%



**CITY OF BLOOMINGTON, IL  
 PROJECTION 20245 / BUDGET ENTRY FUTURE YRS REPORT**

ORG	OBJECT PROJ	DESC	2025	2026	2027	2028
50100120 Water Transmission & Distribution						
<a href="#">50100120</a>	<a href="#">53310</a>	St of IL	.00	-1,990,145.00	-1,020,224.40	.00
<a href="#">50100120</a>	<a href="#">61100</a>	Salary FT	830,339.65	855,249.84	880,907.34	907,334.56
<a href="#">50100120</a>	<a href="#">61130</a>	Salary SN	42,056.96	43,318.67	44,618.23	45,956.78
<a href="#">50100120</a>	<a href="#">61150</a>	Salary OT	100,000.00	100,000.00	100,000.00	100,000.00
<a href="#">50100120</a>	<a href="#">62100</a>	Dental Enh	4,418.70	4,551.26	4,687.80	4,828.43
<a href="#">50100120</a>	<a href="#">62110</a>	Group Life	748.00	748.00	748.00	748.00
<a href="#">50100120</a>	<a href="#">62111</a>	Enh Vision	1,067.00	1,067.00	1,067.00	1,067.00
<a href="#">50100120</a>	<a href="#">62113</a>	BCBS 60/12	89,269.07	91,947.14	94,705.56	97,546.72
<a href="#">50100120</a>	<a href="#">62114</a>	BCBS HSA	31,124.54	32,058.28	33,020.02	34,010.63
<a href="#">50100120</a>	<a href="#">62116</a>	HSA City	4,300.00	4,300.00	4,300.00	4,300.00
<a href="#">50100120</a>	<a href="#">62120</a>	IMRF	64,393.54	66,325.35	68,315.11	70,364.56
<a href="#">50100120</a>	<a href="#">62130</a>	FICA	56,258.60	57,946.36	59,684.75	61,475.29
<a href="#">50100120</a>	<a href="#">62140</a>	Medicare	13,162.37	13,557.24	13,963.96	14,382.88
<a href="#">50100120</a>	<a href="#">62191</a>	Prot Wear	5,600.00	5,600.00	5,600.00	5,600.00
<a href="#">50100120</a>	<a href="#">62990</a>	Othr Ben	420.00	420.00	420.00	420.00
<a href="#">50100120</a>	<a href="#">70050</a>	Eng Sv	50,000.00	50,000.00	50,000.00	50,000.00
<a href="#">50100120</a>	<a href="#">70051</a>	A&E Cap	10,000.00	10,000.00	10,000.00	10,000.00
<a href="#">50100120</a>	<a href="#">70220</a>	Oth PT Sv	35,000.00	35,000.00	35,000.00	35,000.00
<a href="#">50100120</a>	<a href="#">70520</a>	RepMaint V	56,650.00	58,349.50	60,099.99	61,902.98
<a href="#">50100120</a>	<a href="#">70530</a>	RepMaint O	1,500.00	1,500.00	1,500.00	1,500.00
<a href="#">50100120</a>	<a href="#">70540</a>	RepMt Othr	25,000.00	25,000.00	25,000.00	25,000.00
<a href="#">50100120</a>	<a href="#">70550</a>	RepMaint I	500,000.00	500,000.00	500,000.00	500,000.00
<a href="#">50100120</a>	<a href="#">70557</a>	ExcavResto	590,000.00	590,000.00	590,000.00	590,000.00
<a href="#">50100120</a>	<a href="#">70590</a>	Oth Repair	20,000.00	20,000.00	20,000.00	20,000.00
<a href="#">50100120</a>	<a href="#">70632</a>	Pro Develp	4,000.00	4,000.00	4,000.00	4,000.00
<a href="#">50100120</a>	<a href="#">70641</a>	Temp Sv	30,000.00	30,000.00	30,000.00	30,000.00
<a href="#">50100120</a>	<a href="#">70650</a>	Lndfl Fees	250,000.00	250,000.00	250,000.00	250,000.00
<a href="#">50100120</a>	<a href="#">70690</a>	Purch Serv	15,000.00	15,000.00	15,000.00	15,000.00
<a href="#">50100120</a>	<a href="#">70702</a>	WC Prem	6,262.91	6,450.79	6,644.32	6,843.65
<a href="#">50100120</a>	<a href="#">70703</a>	Liab Prem	10,312.36	10,621.73	10,940.38	11,268.59
<a href="#">50100120</a>	<a href="#">70704</a>	Prop Prem	7,302.10	7,521.16	7,746.80	7,979.20
<a href="#">50100120</a>	<a href="#">70712</a>	WC Claim	35,431.30	36,494.24	37,589.07	38,716.74
<a href="#">50100120</a>	<a href="#">70713</a>	Liab Claim	2,402.12	2,474.19	2,548.41	2,624.86
<a href="#">50100120</a>	<a href="#">70714</a>	Prop Claim	2,402.12	2,474.19	2,548.41	2,624.86
<a href="#">50100120</a>	<a href="#">70720</a>	Ins Admin	6,136.87	6,320.97	6,510.60	6,705.92
<a href="#">50100120</a>	<a href="#">71030</a>	UniformSup	4,000.00	4,000.00	4,000.00	4,000.00
<a href="#">50100120</a>	<a href="#">71070</a>	Fuel	56,670.60	58,370.72	60,121.84	61,925.49
<a href="#">50100120</a>	<a href="#">71080</a>	Maint Supp	150,000.00	150,000.00	150,000.00	150,000.00
<a href="#">50100120</a>	<a href="#">71084</a>	Agg RkSnd	140,000.00	140,000.00	140,000.00	140,000.00
<a href="#">50100120</a>	<a href="#">71190</a>	Other Supp	40,000.00	40,000.00	40,000.00	40,000.00
<a href="#">50100120</a>	<a href="#">71710</a>	Veh Equip	3,000.00	3,000.00	3,000.00	3,000.00
<a href="#">50100120</a>	<a href="#">71735</a>	Valves	25,000.00	25,000.00	25,000.00	25,000.00
<a href="#">50100120</a>	<a href="#">71740</a>	Hydrants	60,000.00	60,000.00	60,000.00	60,000.00
<a href="#">50100120</a>	<a href="#">72510</a>	Land	.00	10,000.00	10,000.00	.00
<a href="#">50100120</a>	<a href="#">72540</a>	WM Const	.00	73,000.00	41,000.00	.00
<a href="#">50100120</a>	<a href="#">72545</a>	WTR CON LE	.00	1,990,145.00	1,020,224.00	.00
<a href="#">50100120</a>	<a href="#">73401</a>	Lease Prin	.00	.00	.00	.00
<a href="#">50100120</a>	<a href="#">73701</a>	Lease Int	.00	.00	.00	.00





CITY OF BLOOMINGTON, IL  
PROJECTION 20245 / BUDGET ENTRY FUTURE YRS REPORT

ORG	OBJECT PROJ	DESC	2025	2026	2027	2028
	TOTAL	Water Transmission & Dist	3,379,228.81	3,501,666.63	3,510,287.19	3,501,127.14
	TOTAL	REVENUE	.00	-1,990,145.00	-1,020,224.40	.00
	TOTAL	EXPENSE	3,379,228.81	5,491,811.63	4,530,511.59	3,501,127.14
	GRAND	TOTAL	3,379,228.81	3,501,666.63	3,510,287.19	3,501,127.14







CITY OF BLOOMINGTON, IL  
 NEXT YEAR / CURRENT YEAR BUDGET ANALYSIS

PROJECTION: 20244 FY 2024 BUDGET MASTER LEVEL 4

ACCOUNTS FOR:

Water Purification			2022 ACTUAL	2023 ORIG BUD	2023 REVISED BUD	2023 ACTUAL	2023 PROJECTION	2024 ADOPTED	PCT CHANGE
50100130	57114	Equip Sale	-1,875.00	.00	.00	.00	.00	.00	.0%
50100130	57990	Misc Rev	-2,125.00	-2,500.00	-2,500.00	-3,000.00	-2,500.00	-3,250.00	30.0%
50100130	61100	Salary FT	575,976.72	586,467.00	586,467.00	453,844.53	590,072.33	598,805.00	2.1%
50100130	61150	Salary OT	50,482.10	45,000.00	45,000.00	46,942.60	55,438.44	55,000.00	22.2%
50100130	62100	Dental Enh	2,490.92	2,393.00	2,393.00	1,808.50	2,438.89	2,523.00	5.4%
50100130	62110	Group Life	537.08	544.00	544.00	402.71	537.60	544.00	.0%
50100130	62111	Enh Vision	691.77	732.00	732.00	470.23	627.36	631.00	-13.8%
50100130	62113	BCBS 60/12	20,503.94	21,189.00	21,189.00	15,071.87	20,178.73	20,363.00	-3.9%
50100130	62114	BCBS HSA	56,919.26	58,789.00	58,789.00	41,847.95	55,987.75	56,502.00	-3.9%
50100130	62115	RHS Contrb	2,278.80	2,000.00	2,000.00	2,898.04	3,869.26	4,000.00	100.0%
50100130	62116	HSA City	9,000.00	9,000.00	9,000.00	.00	9,000.00	8,600.00	-4.4%
50100130	62120	IMRF	70,993.65	60,688.00	60,688.00	45,971.42	60,756.08	44,332.00	-27.0%
50100130	62130	FICA	36,578.29	36,974.00	36,974.00	29,196.43	36,612.80	38,223.00	3.4%
50100130	62140	Medicare	8,554.55	8,649.00	8,649.00	6,828.14	8,562.34	8,943.00	3.4%
50100130	62191	Prot Wear	1,750.00	1,500.00	1,500.00	1,750.00	1,750.00	1,750.00	16.7%
50100130	62330	LIUNA Pen	936.27	936.00	936.00	717.85	936.00	936.00	.0%
50100130	62990	Othr Ben	2,505.00	2,640.00	2,640.00	2,330.00	1,440.00	2,640.00	.0%
50100130	70050	Eng Sv	.00	2,000.00	2,000.00	.00	2,000.00	.00	-100.0%
50100130	70051	A&E Cap	.00	260,000.00	49,150.00	-2,824.11	.00	.00	-100.0%
50100130	70070	Lab Sv	133,829.25	200,000.00	200,000.00	163,750.00	200,000.00	200,000.00	.0%
50100130	70220	Oth PT Sv	4,036.25	50,000.00	40,000.00	.00	25,000.00	25,000.00	-37.5%
50100130	70520	RepMaint V	1,924.36	6,500.00	6,500.00	194.34	2,000.00	4,500.00	-30.8%
50100130	70530	RepMaint O	.00	2,000.00	2,000.00	2,341.80	2,000.00	1,000.00	-50.0%
50100130	70540	RepMt Othr	7,421.50	12,000.00	12,000.00	10,710.46	12,000.00	12,000.00	.0%
50100130	70632	Pro Develp	1,005.78	2,400.00	2,400.00	1,061.00	2,400.00	2,400.00	.0%
50100130	70650	Lndfl Fees	950,000.00	1,482,905.00	1,482,905.00	1,482,000.00	1,482,905.00	1,240,000.00	-16.4%
50100130	70690	Purch Serv	17,709.02	20,000.00	20,000.00	7,418.07	20,000.00	15,000.00	-25.0%
50100130	70702	WC Prem	3,604.33	4,093.70	4,093.70	4,093.70	4,093.70	4,188.03	2.3%
50100130	70703	Liab Prem	4,690.09	5,426.34	5,426.34	5,426.34	5,426.34	6,895.91	27.1%
50100130	70704	Prop Prem	3,070.03	4,440.28	4,440.28	4,440.28	4,440.28	4,882.94	10.0%
50100130	70712	WC Claim	23,567.26	25,397.60	25,397.60	25,397.60	25,397.60	23,693.03	-6.7%
50100130	70713	Liab Claim	2,182.15	1,693.17	1,693.17	1,693.17	1,693.17	1,606.31	-5.1%
50100130	70714	Prop Claim	2,182.15	1,904.82	1,904.82	1,904.82	1,904.82	1,606.31	-15.7%
50100130	70720	Ins Admin	4,470.39	4,330.23	4,330.23	4,330.23	4,330.23	4,103.74	-5.2%
50100130	71010	Off Supp	339.00	.00	.00	.00	.00	.00	.0%
50100130	71017	Postage	133.10	.00	.00	.00	.00	.00	.0%
50100130	71030	UniformSup	.00	2,000.00	2,000.00	29.94	2,000.00	1,500.00	-25.0%
50100130	71070	Fuel	2,138.91	4,672.00	4,672.00	1,787.67	2,500.00	6,288.00	34.6%
50100130	71080	Maint Supp	125.91	.00	.00	.00	.00	.00	.0%
50100130	71190	Other Supp	90,111.23	120,000.00	120,000.00	86,646.61	120,000.00	120,000.00	.0%
50100130	71330	Water	295.44	.00	.00	384.66	231.82	.00	.0%
50100130	71720	Wtr Chem	848,955.34	1,095,000.00	1,255,000.00	1,251,210.00	1,095,000.00	1,436,000.00	14.4%
50100130	71725	CarbonReac	155,719.20	180,720.00	180,720.00	165,000.00	180,720.00	180,720.00	.0%



CITY OF BLOOMINGTON, IL  
 NEXT YEAR / CURRENT YEAR BUDGET ANALYSIS

PROJECTION: 20244 FY 2024 BUDGET MASTER LEVEL 4

ACCOUNTS FOR:

Water Purification	2022 ACTUAL	2023 ORIG BUD	2023 REVISED BUD	2023 ACTUAL	2023 PROJECTION	2024 ADOPTED	PCT CHANGE
50100130 72130 CO Lcn Veh	.00	36,192.00	36,192.00	.00	39,150.00	.00	-100.0%
50100130 72140 CO Other	95,560.00	.00	78,557.42	78,557.42	78,557.42	.00	-100.0%
50100130 72590 WtrPt Cnst	.00	1,300,000.00	1,510,850.00	1,510,850.00	1,510,850.00	.00	-100.0%
50100130 73401 Lease Prin	76,404.77	43,140.74	43,140.74	38,412.65	43,363.48	11,214.25	-74.0%
50100130 73701 Lease Int	3,009.03	998.78	998.78	857.59	1,000.23	147.38	-85.2%
TOTAL Water Purification	3,268,682.84	5,702,815.66	5,931,373.08	5,492,754.51	5,714,671.67	4,143,287.90	-30.1%
TOTAL REVENUE	-4,000.00	-2,500.00	-2,500.00	-3,000.00	-2,500.00	-3,250.00	30.0%
TOTAL EXPENSE	3,272,682.84	5,705,315.66	5,933,873.08	5,495,754.51	5,717,171.67	4,146,537.90	-30.1%
GRAND TOTAL	3,268,682.84	5,702,815.66	5,931,373.08	5,492,754.51	5,714,671.67	4,143,287.90	-30.1%





CITY OF BLOOMINGTON, IL  
 PROJECTION 20245 / BUDGET ENTRY FUTURE YRS REPORT

ORG	OBJECT PROJ	DESC	2025	2026	2027	2028
50100130 Water Purification						
50100130	57990	Misc Rev	-3,500.00	-3,750.00	-4,000.00	-4,250.00
50100130	61100	Salary FT	616,769.15	635,272.23	654,330.39	673,960.30
50100130	61150	Salary OT	55,000.00	55,000.00	55,000.00	55,000.00
50100130	62100	Dental Enh	2,598.69	2,676.65	2,756.95	2,839.66
50100130	62110	Group Life	544.00	544.00	544.00	544.00
50100130	62111	Enh Vision	631.00	631.00	631.00	631.00
50100130	62113	BCBS 60/12	20,973.89	21,603.11	22,251.20	22,918.74
50100130	62114	BCBS HSA	58,197.06	59,942.97	61,741.26	63,593.50
50100130	62115	RHS Contrb	4,000.00	4,000.00	4,000.00	4,000.00
50100130	62116	HSA City	8,600.00	8,600.00	8,600.00	8,600.00
50100130	62120	IMRF	44,332.00	44,332.00	44,332.00	44,332.00
50100130	62130	FICA	39,369.69	40,550.78	41,767.30	43,020.32
50100130	62140	Medicare	9,211.29	9,487.63	9,772.26	10,065.43
50100130	62191	Prot Wear	1,750.00	1,750.00	1,750.00	1,750.00
50100130	62330	LIUNA Pen	936.00	936.00	936.00	936.00
50100130	62990	Othr Ben	2,640.00	2,640.00	2,640.00	2,640.00
50100130	70070	Lab Sv	200,000.00	200,000.00	200,000.00	200,000.00
50100130	70220	Oth PT Sv	25,000.00	25,000.00	25,000.00	25,000.00
50100130	70520	RepMaint V	4,635.00	4,774.05	4,917.27	5,064.79
50100130	70530	RepMaint O	1,000.00	1,000.00	1,000.00	1,000.00
50100130	70540	RepMt Othr	12,000.00	12,000.00	12,000.00	12,000.00
50100130	70632	Pro Develp	2,400.00	2,400.00	2,400.00	2,400.00
50100130	70650	Lndfl Fees	1,308,000.00	500,000.00	400,000.00	400,000.00
50100130	70690	Purch Serv	15,000.00	15,000.00	15,000.00	15,000.00
50100130	70702	WC Prem	4,313.67	4,443.08	4,576.37	4,713.66
50100130	70703	Liab Prem	7,102.78	7,315.87	7,535.34	7,761.40
50100130	70704	Prop Prem	5,029.43	5,180.31	5,335.72	5,495.79
50100130	70712	WC Claim	24,403.82	25,135.93	25,890.01	26,666.71
50100130	70713	Liab Claim	1,654.50	1,704.13	1,755.25	1,807.91
50100130	70714	Prop Claim	1,654.50	1,704.13	1,755.25	1,807.91
50100130	70720	Ins Admin	4,226.85	4,353.66	4,484.27	4,618.80
50100130	71030	UniformSup	1,500.00	1,500.00	1,500.00	1,500.00
50100130	71070	Fuel	6,476.64	6,670.94	6,871.07	7,077.20
50100130	71190	Other Supp	120,000.00	120,000.00	120,000.00	120,000.00
50100130	71720	Wtr Chem	1,436,000.00	1,436,000.00	1,436,000.00	1,436,000.00
50100130	71725	CarbonReac	180,720.00	180,720.00	180,720.00	198,000.00
50100130	73401	Lease Prin	.00	.00	.00	.00
50100130	73701	Lease Int	.00	.00	.00	.00
TOTAL Water Purification			4,223,169.96	3,439,118.47	3,363,792.91	3,406,495.12
TOTAL REVENUE			-3,500.00	-3,750.00	-4,000.00	-4,250.00
TOTAL EXPENSE			4,226,669.96	3,442,868.47	3,367,792.91	3,410,745.12
GRAND TOTAL			4,223,169.96	3,439,118.47	3,363,792.91	3,406,495.12

131





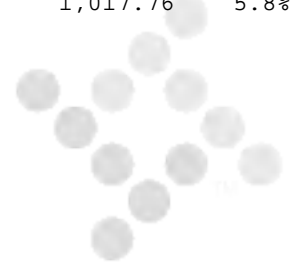
CITY OF BLOOMINGTON, IL  
 NEXT YEAR / CURRENT YEAR BUDGET ANALYSIS

PROJECTION: 20244 FY 2024 BUDGET MASTER LEVEL 4

ACCOUNTS FOR:

Lake Maintenance			2022 ACTUAL	2023 ORIG BUD	2023 REVISED BUD	2023 ACTUAL	2023 PROJECTION	2024 ADOPTED	PCT CHANGE
50100140	51610	Boat Licns	-41,895.00	-42,000.00	-42,000.00	-16,505.00	-42,000.00	-42,000.00	.0%
50100140	54170	LLTran Fee	-800.00	-1,000.00	-1,000.00	.00	-1,000.00	-1,000.00	.0%
50100140	54171	Dock Prmts	-14,950.00	-12,000.00	-12,000.00	-12,500.00	-12,000.00	-12,000.00	.0%
50100140	54430	Fac Rntl	-31,698.83	-5,000.00	-5,000.00	-11,500.00	-8,000.00	-8,000.00	60.0%
50100140	54990	Othr Chgs	-32,400.00	-34,316.88	-34,316.88	.00	-35,510.28	-35,510.28	3.5%
50100140	57114	Equip Sale	-330.00	.00	.00	.00	.00	.00	.0%
50100140	57590	Lease Inc	-134,685.92	-105,000.00	-105,000.00	-12,670.00	-119,000.00	-119,000.00	13.3%
50100140	57990	Misc Rev	2,269.00	-5,000.00	-5,000.00	-3,780.00	-2,500.00	-2,500.00	-50.0%
50100140	61100	Salary FT	292,961.52	315,325.00	315,325.00	229,991.23	299,303.21	319,354.00	1.3%
50100140	61130	Salary SN	28,742.50	32,000.00	32,000.00	27,524.00	34,903.25	88,040.00	175.1%
50100140	61150	Salary OT	22,559.27	22,000.00	22,000.00	16,884.04	25,369.21	25,000.00	13.6%
50100140	62100	Dental Enh	761.63	734.00	734.00	554.94	748.02	774.00	5.4%
50100140	62110	Group Life	266.98	272.00	272.00	201.60	268.80	272.00	.0%
50100140	62111	Enh Vision	291.79	293.00	293.00	218.88	291.84	293.00	.0%
50100140	62113	BCBS 60/12	27,005.50	27,975.00	27,975.00	19,104.72	26,640.83	26,884.00	-3.9%
50100140	62114	BCBS HSA	.00	.00	.00	737.28	.00	.00	.0%
50100140	62115	RHS Contrb	1,430.13	1,400.00	1,400.00	1,202.56	1,803.84	1,800.00	28.6%
50100140	62116	HSA City	.00	.00	.00	.00	1,200.00	1,200.00	.0%
50100140	62120	IMRF	38,556.53	33,813.00	33,813.00	24,853.20	30,287.50	27,115.00	-19.8%
50100140	62130	FICA	20,592.02	21,379.00	21,379.00	16,439.03	21,114.67	25,339.00	18.5%
50100140	62140	Medicare	4,815.99	5,001.00	5,001.00	3,844.68	4,938.09	5,928.00	18.5%
50100140	62191	Prot Wear	1,050.00	900.00	900.00	1,050.00	1,050.00	1,400.00	55.6%
50100140	62990	Othr Ben	1,200.00	2,400.00	2,400.00	1,200.00	1,200.00	3,600.00	50.0%
50100140	70051	A&E Cap	7,421.47	25,000.00	25,000.00	18,529.82	18,529.82	25,000.00	.0%
50100140	70051	60000 A&E Cap	70,500.00	30,000.00	30,000.00	.00	.00	.00	-100.0%
50100140	70220	Oth PT Sv	262,627.15	290,000.00	290,000.00	211,645.22	290,000.00	291,000.00	.3%
50100140	70510	RepMaint B	600.00	50,000.00	50,000.00	8,853.63	2,500.00	20,000.00	-60.0%
50100140	70520	RepMaint V	12,980.02	13,500.00	13,500.00	9,841.70	15,750.00	12,000.00	-11.1%
50100140	70530	RepMaint O	199.99	25,000.00	25,000.00	.00	6,000.00	10,000.00	-60.0%
50100140	70540	RepMt Othr	14,602.25	15,000.00	15,000.00	5,362.75	15,000.00	22,000.00	46.7%
50100140	70550	RepMaint I	67,397.00	50,000.00	50,000.00	43,772.17	50,000.00	50,000.00	.0%
50100140	70590	Oth Repair	13,591.02	15,000.00	15,000.00	1,430.10	15,000.00	20,000.00	33.3%
50100140	70611	PrintBind	.00	.00	.00	1,399.34	.00	.00	.0%
50100140	70631	Dues	470.00	300.00	300.00	.00	300.00	500.00	66.7%
50100140	70632	Pro Develop	.00	300.00	300.00	299.00	300.00	300.00	.0%
50100140	70641	Temp Sv	11,736.80	60,000.00	60,000.00	31,763.20	47,000.00	.00	-100.0%
50100140	70650	Lndfl Fees	44,601.88	46,000.00	46,000.00	42,256.96	46,000.00	50,000.00	8.7%
50100140	70690	Purch Serv	56,768.94	70,000.00	70,000.00	56,275.25	70,000.00	50,000.00	-28.6%
50100140	70702	WC Prem	2,057.30	2,290.24	2,290.24	2,290.24	2,290.24	2,636.07	15.1%
50100140	70703	Liab Prem	2,677.04	3,035.80	3,035.80	3,035.80	3,035.80	4,340.49	43.0%
50100140	70704	Prop Prem	1,752.33	2,484.14	2,484.14	2,484.14	2,484.14	3,073.46	23.7%
50100140	70712	WC Claim	13,541.44	14,429.04	14,429.04	14,429.04	14,429.04	15,011.97	4.0%
50100140	70713	Liab Claim	1,253.84	961.94	961.94	961.94	961.94	1,017.76	5.8%

132





CITY OF BLOOMINGTON, IL  
 NEXT YEAR / CURRENT YEAR BUDGET ANALYSIS

PROJECTION: 20244 FY 2024 BUDGET MASTER LEVEL 4

ACCOUNTS FOR:

Lake Maintenance			2022 ACTUAL	2023 ORIG BUD	2023 REVISED BUD	2023 ACTUAL	2023 PROJECTION	2024 ADOPTED	PCT CHANGE
50100140	70714	Prop Claim	1,253.84	1,082.18	1,082.18	1,082.18	1,082.18	1,017.76	-6.0%
50100140	70720	Ins Admin	2,551.64	2,422.57	2,422.57	2,422.57	2,422.57	2,583.02	6.6%
50100140	71010	Off Supp	115.97	.00	.00	341.34	208.99	.00	.0%
50100140	71024	Janit Supp	1,767.94	1,000.00	1,000.00	837.14	532.23	.00	-100.0%
50100140	71030	UniformSup	844.63	1,200.00	1,200.00	648.02	1,200.00	1,500.00	25.0%
50100140	71070	Fuel	10,309.03	20,440.00	20,440.00	16,944.15	25,000.00	29,475.00	44.2%
50100140	71080	Maint Supp	864.36	2,000.00	2,000.00	434.53	2,000.00	2,500.00	25.0%
50100140	71085	Rock Salt	1,228.35	5,000.00	5,000.00	.00	.00	.00	-100.0%
50100140	71190	Other Supp	28,588.96	25,000.00	25,000.00	6,404.30	25,000.00	30,000.00	20.0%
50100140	72120	CO Comp Eq	66,000.00	.00	.00	.00	.00	.00	.0%
50100140	72130	CO Lcn Veh	.00	224,952.00	224,952.00	34,845.00	34,845.00	.00	-100.0%
50100140	72140	CO Other	137,464.00	67,600.00	28,799.00	28,799.00	28,799.00	.00	-100.0%
50100140	72520	60000 Buildings	.00	535,000.00	535,000.00	.00	900,000.00	.00	-100.0%
50100140	72620	OCap Imprv	196,287.16	500,000.00	500,000.00	276,927.50	276,927.50	287,500.00	-42.5%
50100140	73401	Lease Prin	21,886.46	17,992.02	17,992.02	14,260.73	18,021.87	8,850.01	-50.8%
50100140	73701	Lease Int	1,423.06	684.07	684.07	572.66	684.27	116.30	-83.0%
TOTAL Lake Maintenance			1,241,106.98	2,376,849.12	2,338,048.12	1,126,000.58	2,145,413.57	1,247,410.56	-46.6%
TOTAL REVENUE			-254,490.75	-204,316.88	-204,316.88	-56,955.00	-220,010.28	-220,010.28	7.7%
TOTAL EXPENSE			1,495,597.73	2,581,166.00	2,542,365.00	1,182,955.58	2,365,423.85	1,467,420.84	-42.3%
GRAND TOTAL			1,241,106.98	2,376,849.12	2,338,048.12	1,126,000.58	2,145,413.57	1,247,410.56	-46.6%

133





CITY OF BLOOMINGTON, IL  
 PROJECTION 20245 / BUDGET ENTRY FUTURE YRS REPORT

ORG	OBJECT PROJ	DESC	2025	2026	2027	2028
50100140		Lake Maintenance				
<a href="#">50100140 51610</a>		Boat Licns	-42,000.00	-42,000.00	-42,000.00	-42,000.00
<a href="#">50100140 54170</a>		LLTran Fee	-1,000.00	-1,000.00	-1,000.00	-1,000.00
<a href="#">50100140 54171</a>		Dock Prmts	-12,000.00	-12,000.00	-12,000.00	-12,000.00
<a href="#">50100140 54430</a>		Fac Rntl	.00	.00	.00	.00
<a href="#">50100140 54990</a>		Othr Chgs	-38,000.00	-40,000.00	-42,000.00	-44,000.00
<a href="#">50100140 57590</a>		Lease Inc	-119,000.00	-119,000.00	-119,000.00	-119,000.00
<a href="#">50100140 57990</a>		Misc Rev	-2,500.00	-2,500.00	-2,500.00	-2,500.00
<a href="#">50100140 61100</a>		Salary FT	328,934.62	338,802.66	348,966.74	359,435.74
<a href="#">50100140 61130</a>		Salary SN	90,681.20	93,401.64	96,203.69	99,089.80
<a href="#">50100140 61150</a>		Salary OT	25,000.00	25,000.00	25,000.00	25,000.00
<a href="#">50100140 62100</a>		Dental Enh	797.22	821.14	845.77	871.14
<a href="#">50100140 62110</a>		Group Life	272.00	272.00	272.00	272.00
<a href="#">50100140 62111</a>		Enh Vision	293.00	293.00	293.00	293.00
<a href="#">50100140 62113</a>		BCBS 60/12	27,690.52	28,521.24	29,376.87	30,258.18
<a href="#">50100140 62115</a>		RHS Contrb	1,800.00	1,800.00	1,800.00	1,800.00
<a href="#">50100140 62116</a>		HSA City	1,200.00	1,200.00	1,200.00	1,200.00
<a href="#">50100140 62120</a>		IMRF	27,928.45	28,766.30	29,629.29	30,518.17
<a href="#">50100140 62130</a>		FICA	26,099.17	26,882.15	27,688.61	28,519.27
<a href="#">50100140 62140</a>		Medicare	6,105.84	6,289.02	6,477.69	6,672.02
<a href="#">50100140 62191</a>		Prot Wear	1,400.00	1,400.00	1,400.00	1,400.00
<a href="#">50100140 62990</a>		Othr Ben	3,600.00	3,600.00	3,600.00	3,600.00
<a href="#">50100140 70051</a>		A&E Cap	25,000.00	25,000.00	25,000.00	25,000.00
<a href="#">50100140 70220</a>		Oth PT Sv	291,000.00	291,000.00	291,000.00	291,000.00
<a href="#">50100140 70510</a>		RepMaint B	5,000.00	5,000.00	5,000.00	5,000.00
<a href="#">50100140 70520</a>		RepMaint V	12,360.00	12,730.80	13,112.72	13,506.11
<a href="#">50100140 70530</a>		RepMaint O	6,000.00	6,000.00	6,000.00	6,000.00
<a href="#">50100140 70540</a>		RepMt Othr	25,000.00	28,000.00	28,000.00	28,000.00
<a href="#">50100140 70550</a>		RepMaint I	50,000.00	50,000.00	50,000.00	50,000.00
<a href="#">50100140 70590</a>		Oth Repair	20,000.00	20,000.00	20,000.00	20,000.00
<a href="#">50100140 70631</a>		Dues	500.00	500.00	500.00	500.00
<a href="#">50100140 70632</a>		Pro Develp	300.00	300.00	300.00	300.00
<a href="#">50100140 70650</a>		Lndfl Fees	50,000.00	50,000.00	50,000.00	50,000.00
<a href="#">50100140 70690</a>		Purch Serv	50,000.00	50,000.00	50,000.00	50,000.00
<a href="#">50100140 70702</a>		WC Prem	2,715.15	2,796.60	2,880.50	2,966.92
<a href="#">50100140 70703</a>		Liab Prem	4,470.70	4,604.82	4,742.97	4,885.26
<a href="#">50100140 70704</a>		Prop Prem	3,165.67	3,260.64	3,358.46	3,459.21
<a href="#">50100140 70712</a>		WC Claim	15,462.33	15,926.20	16,403.99	16,896.11
<a href="#">50100140 70713</a>		Liab Claim	1,048.29	1,079.74	1,112.13	1,145.50
<a href="#">50100140 70714</a>		Prop Claim	1,048.29	1,079.74	1,112.13	1,145.50
<a href="#">50100140 70720</a>		Ins Admin	2,660.51	2,740.32	2,822.53	2,907.21
<a href="#">50100140 71030</a>		UniformSup	1,500.00	1,500.00	1,500.00	1,500.00
<a href="#">50100140 71070</a>		Fuel	30,359.25	31,270.03	32,208.13	33,174.37
<a href="#">50100140 71080</a>		Maint Supp	3,000.00	3,250.00	3,500.00	3,750.00
<a href="#">50100140 71190</a>		Other Supp	25,000.00	25,000.00	25,000.00	25,000.00
<a href="#">50100140 72620</a>		OCap Imprv	100,000.00	100,000.00	100,000.00	100,000.00
<a href="#">50100140 73401</a>		Lease Prin	.00	.00	.00	.00
<a href="#">50100140 73701</a>		Lease Int	.00	.00	.00	.00





CITY OF BLOOMINGTON, IL  
PROJECTION 20245 / BUDGET ENTRY FUTURE YRS REPORT

ORG	OBJECT PROJ	DESC	2025	2026	2027	2028
	TOTAL	Lake Maintenance	1,052,892.21	1,071,588.04	1,087,807.22	1,104,565.51
	TOTAL	REVENUE	-214,500.00	-216,500.00	-218,500.00	-220,500.00
	TOTAL	EXPENSE	1,267,392.21	1,288,088.04	1,306,307.22	1,325,065.51
	GRAND	TOTAL	1,052,892.21	1,071,588.04	1,087,807.22	1,104,565.51






CITY OF BLOOMINGTON, IL  
 NEXT YEAR / CURRENT YEAR BUDGET ANALYSIS

PROJECTION: 20244 FY 2024 BUDGET MASTER LEVEL 4

ACCOUNTS FOR:

Water Meter Service			2022 ACTUAL	2023 ORIG BUD	2023 REVISED BUD	2023 ACTUAL	2023 PROJECTION	2024 ADOPTED	PCT CHANGE
50100150	57130	Meter Sale	-94,929.00	-62,000.00	-62,000.00	-54,640.00	-62,000.00	-70,000.00	12.9%
50100150	57990	Misc Rev	.00	-2,000.00	-2,000.00	.00	-2,000.00	-2,000.00	.0%
50100150	61100	Salary FT	435,215.69	451,341.00	451,341.00	341,402.04	445,106.46	457,562.00	1.4%
50100150	61150	Salary OT	66,021.89	64,000.00	64,000.00	64,332.38	80,165.77	70,000.00	9.4%
50100150	62100	Dental Enh	2,895.95	2,779.00	2,779.00	2,099.66	2,832.97	2,929.00	5.4%
50100150	62110	Group Life	404.27	408.00	408.00	301.23	403.20	408.00	.0%
50100150	62111	Enh Vision	796.59	797.00	797.00	594.60	793.68	797.00	.0%
50100150	62113	BCBS 60/12	61,777.29	60,397.00	60,397.00	49,052.99	65,705.58	66,306.00	9.8%
50100150	62114	BCBS HSA	31,171.16	32,192.00	32,192.00	22,916.41	30,659.23	30,941.00	-3.9%
50100150	62116	HSA City	5,100.00	5,100.00	5,100.00	.00	5,000.00	5,000.00	-2.0%
50100150	62120	IMRF	56,739.30	49,528.00	49,528.00	37,469.50	45,771.17	35,094.00	-29.1%
50100150	62130	FICA	28,555.13	29,626.00	29,626.00	23,135.31	29,959.06	29,647.00	.1%
50100150	62140	Medicare	6,678.29	6,931.00	6,931.00	5,410.64	7,006.57	6,937.00	.1%
50100150	62160	Work Comp	.00	.00	.00	-1,428.00	.00	.00	.0%
50100150	62191	Prot Wear	1,750.00	1,500.00	1,500.00	1,750.00	1,750.00	2,450.00	63.3%
50100150	62200	Hlth Fac	.00	.00	.00	150.00	150.00	150.00	.0%
50100150	62990	Othr Ben	3,600.00	3,600.00	3,600.00	2,400.00	2,400.00	6,000.00	66.7%
50100150	70220	Oth PT Sv	2,167.32	150,000.00	150,000.00	97,533.94	80,000.00	100,000.00	-33.3%
50100150	70510	RepMaint B	951.52	.00	.00	.00	.00	.00	.0%
50100150	70520	RepMaint V	9,031.36	8,000.00	8,000.00	10,026.01	15,000.00	8,500.00	6.3%
50100150	70540	RepMt Othr	3,886.51	6,000.00	6,000.00	3,865.23	6,000.00	8,000.00	33.3%
50100150	70632	Pro Develp	495.76	3,500.00	3,500.00	1,416.52	3,000.00	3,000.00	-14.3%
50100150	70641	Temp Sv	832.00	.00	.00	.00	.00	.00	.0%
50100150	70690	Purch Serv	5,624.17	80,000.00	80,000.00	.00	40,000.00	150,000.00	87.5%
50100150	70702	WC Prem	2,919.58	3,482.16	3,482.16	3,482.16	3,482.16	3,563.19	2.3%
50100150	70703	Liab Prem	3,799.08	4,615.71	4,615.71	4,615.71	4,615.71	5,867.07	27.1%
50100150	70704	Prop Prem	2,486.79	3,776.96	3,776.96	3,776.96	3,776.96	4,154.42	10.0%
50100150	70712	WC Claim	19,089.98	21,603.52	21,603.52	21,603.52	21,603.52	20,158.12	-6.7%
50100150	70713	Liab Claim	1,767.59	1,440.23	1,440.23	1,440.23	1,440.23	1,366.65	-5.1%
50100150	70714	Prop Claim	1,767.59	1,440.23	1,440.23	1,440.23	1,440.23	1,366.65	-5.1%
50100150	70720	Ins Admin	3,621.11	3,683.34	3,683.34	3,683.34	3,683.34	3,491.48	-5.2%
50100150	71010	Off Supp	23.75	.00	.00	5.03	5.03	.00	.0%
50100150	71010	70000 Off Supp	256.66	.00	.00	.00	.00	.00	.0%
50100150	71030	UniformSup	1,426.10	1,500.00	1,500.00	1,284.14	1,500.00	2,000.00	33.3%
50100150	71070	Fuel	11,594.38	20,440.00	20,440.00	7,803.67	12,200.00	19,650.00	-3.9%
50100150	71080	Maint Supp	5,545.99	10,000.00	10,000.00	6,589.11	10,000.00	10,000.00	.0%
50100150	71190	Other Supp	6,916.38	10,000.00	10,000.00	10,914.11	10,000.00	10,000.00	.0%
50100150	71340	Telecom	371.28	.00	.00	.00	218.25	.00	.0%
50100150	71730	Meters	848,277.59	1,000,000.00	1,000,000.00	1,000,004.98	1,000,000.00	1,000,000.00	.0%
50100150	72130	CO Lcn Veh	.00	40,040.00	40,040.00	34,845.00	34,845.00	.00	-100.0%
50100150	72140	CO Other	.00	100,000.00	100,000.00	.00	.00	.00	-100.0%
50100150	72620	OCap Imprv	93,492.26	.00	.00	.00	.00	.00	.0%
50100150	73401	Lease Prin	7,079.30	5,951.43	5,951.43	4,441.61	5,951.43	3,581.04	-39.8%

136





**CITY OF BLOOMINGTON, IL  
 NEXT YEAR / CURRENT YEAR BUDGET ANALYSIS**
**PROJECTION: 20244 FY 2024 BUDGET MASTER LEVEL 4**
**ACCOUNTS FOR:**

<b>Water Meter Service</b>	<b>2022 ACTUAL</b>	<b>2023 ORIG BUD</b>	<b>2023 REVISED BUD</b>	<b>2023 ACTUAL</b>	<b>2023 PROJECTION</b>	<b>2024 ADOPTED</b>	<b>PCT CHANGE</b>
50100150 73701 Lease Int	500.83	268.18	268.18	223.10	268.18	47.06	-82.5%
TOTAL Water Meter Service	1,639,701.44	2,119,940.76	2,119,940.76	1,713,941.36	1,912,733.73	1,996,966.68	-5.8%
TOTAL REVENUE	-94,929.00	-64,000.00	-64,000.00	-54,640.00	-64,000.00	-72,000.00	12.5%
TOTAL EXPENSE	1,734,630.44	2,183,940.76	2,183,940.76	1,768,581.36	1,976,733.73	2,068,966.68	-5.3%
GRAND TOTAL	1,639,701.44	2,119,940.76	2,119,940.76	1,713,941.36	1,912,733.73	1,996,966.68	-5.8%





CITY OF BLOOMINGTON, IL  
 PROJECTION 20245 / BUDGET ENTRY FUTURE YRS REPORT

ORG	OBJECT PROJ	DESC	2025	2026	2027	2028
50100150 Water Meter Services						
50100150	57130	Meter Sale	-70,000.00	-70,000.00	-70,000.00	-70,000.00
50100150	57990	Misc Rev	-2,000.00	-2,000.00	-2,000.00	-2,000.00
50100150	61100	Salary FT	471,288.86	485,427.53	499,990.35	514,990.06
50100150	61150	Salary OT	70,000.00	70,000.00	70,000.00	70,000.00
50100150	62100	Dental Enh	3,016.87	3,107.38	3,200.60	3,296.62
50100150	62110	Group Life	408.00	408.00	408.00	408.00
50100150	62111	Enh Vision	797.00	797.00	797.00	797.00
50100150	62113	BCBS 60/12	68,295.18	70,344.04	72,454.36	74,627.99
50100150	62114	BCBS HSA	31,869.23	32,825.31	33,810.07	34,824.37
50100150	62116	HSA City	5,000.00	5,000.00	5,000.00	5,000.00
50100150	62120	IMRF	36,146.82	37,231.22	38,348.16	39,498.61
50100150	62130	FICA	30,536.41	31,452.50	32,396.08	33,367.96
50100150	62140	Medicare	7,145.11	7,359.46	7,580.25	7,807.65
50100150	62191	Prot Wear	2,450.00	2,450.00	2,450.00	2,450.00
50100150	62200	Hlth Fac	150.00	150.00	150.00	150.00
50100150	62990	Othr Ben	6,000.00	6,000.00	6,000.00	6,000.00
50100150	70220	Oth PT Sv	80,000.00	80,000.00	80,000.00	80,000.00
50100150	70520	RepMaint V	8,755.00	9,017.65	9,288.18	9,566.82
50100150	70540	RepMt Othr	8,000.00	8,000.00	8,000.00	8,000.00
50100150	70632	Pro Develp	3,000.00	3,000.00	3,000.00	3,000.00
50100150	70690	Purch Serv	100,000.00	100,000.00	100,000.00	100,000.00
50100150	70702	WC Prem	3,670.09	3,780.19	3,893.59	4,010.40
50100150	70703	Liab Prem	6,043.08	6,224.37	6,411.10	6,603.43
50100150	70704	Prop Prem	4,279.06	4,407.43	4,539.65	4,675.84
50100150	70712	WC Claim	20,762.87	21,385.75	22,027.32	22,688.14
50100150	70713	Liab Claim	1,407.65	1,449.88	1,493.38	1,538.18
50100150	70714	Prop Claim	1,407.65	1,449.88	1,493.38	1,538.18
50100150	70720	Ins Admin	3,596.22	3,704.11	3,815.23	3,929.69
50100150	71030	UniformSup	2,000.00	2,000.00	2,000.00	2,000.00
50100150	71070	Fuel	20,239.50	20,846.69	21,472.09	22,116.25
50100150	71080	Maint Supp	10,000.00	10,000.00	10,000.00	10,000.00
50100150	71190	Other Supp	10,000.00	10,000.00	10,000.00	10,000.00
50100150	71730	Meters	1,000,000.00	1,000,000.00	1,000,000.00	1,000,000.00
50100150	73401	Lease Prin	.00	.00	.00	.00
50100150	73701	Lease Int	.00	.00	.00	.00
TOTAL Water Meter Services			1,944,264.60	1,965,818.39	1,988,018.79	2,010,885.19
TOTAL REVENUE			-72,000.00	-72,000.00	-72,000.00	-72,000.00
TOTAL EXPENSE			2,016,264.60	2,037,818.39	2,060,018.79	2,082,885.19
GRAND TOTAL			1,944,264.60	1,965,818.39	1,988,018.79	2,010,885.19

138





CITY OF BLOOMINGTON, IL  
 NEXT YEAR / CURRENT YEAR BUDGET ANALYSIS

PROJECTION: 20244 FY 2024 BUDGET MASTER LEVEL 4

ACCOUNTS FOR:

Water Mechancial Maintenance			2022 ACTUAL	2023 ORIG BUD	2023 REVISED BUD	2023 ACTUAL	2023 PROJECTION	2024 ADOPTED	PCT CHANGE
50100160	61100	Salary FT	937,072.12	1,005,961.00	1,005,961.00	753,491.67	995,793.15	1,013,433.00	.7%
50100160	61130	Salary SN	.00	71,500.00	71,500.00	.00	.00	43,744.00	-38.8%
50100160	61150	Salary OT	105,227.83	100,000.00	100,000.00	67,425.93	91,939.66	100,000.00	.0%
50100160	62100	Dental Enh	4,858.64	4,625.00	4,625.00	3,537.94	4,775.69	4,875.00	5.4%
50100160	62109	ENH HMO	4,920.39	.00	.00	7,767.69	12,496.63	12,611.00	.0%
50100160	62110	Group Life	745.15	748.00	748.00	566.05	753.61	748.00	.0%
50100160	62111	Enh Vision	1,344.79	1,348.00	1,348.00	972.77	1,326.37	1,315.00	-2.4%
50100160	62113	BCBS 60/12	131,848.79	140,175.00	140,175.00	92,809.19	123,600.26	120,874.00	-13.8%
50100160	62114	BCBS HSA	21,113.77	25,303.00	25,303.00	12,389.54	17,535.32	17,697.00	-30.1%
50100160	62115	RHS Contrb	4,396.49	4,200.00	4,200.00	4,460.15	6,764.51	7,500.00	78.6%
50100160	62116	HSA City	3,900.00	3,900.00	3,900.00	.00	2,400.00	2,400.00	-38.5%
50100160	62120	IMRF	120,803.52	110,757.00	110,757.00	76,362.86	93,963.59	76,770.00	-30.7%
50100160	62130	FICA	60,754.47	65,634.00	65,634.00	47,899.38	63,409.30	66,823.00	1.8%
50100160	62140	Medicare	14,208.67	15,853.00	15,853.00	11,202.32	14,835.48	15,634.00	-1.4%
50100160	62160	Work Comp	1,632.89	.00	.00	727.55	1,000.00	.00	.0%
50100160	62191	Prot Wear	4,450.00	3,300.00	3,300.00	3,850.00	3,850.00	3,850.00	16.7%
50100160	62990	Othr Ben	3,625.00	3,660.00	3,660.00	3,345.00	3,660.00	3,660.00	.0%
50100160	70050	Eng Sv	.00	60,000.00	.00	.00	60,000.00	80,000.00	.0%
50100160	70051	A&E Cap	1,796,700.00	.00	76,800.00	76,800.00	.00	3,000,000.00	3806.3%
50100160	70220	Oth PT Sv	53,351.90	30,000.00	30,000.00	3,771.62	30,000.00	30,000.00	.0%
50100160	70510	RepMaint B	15,905.34	60,000.00	60,000.00	32,418.93	60,000.00	60,000.00	.0%
50100160	70520	RepMaint V	11,966.58	18,500.00	18,500.00	17,590.84	20,000.00	7,500.00	-59.5%
50100160	70530	RepMaint O	3,327.89	70,000.00	40,000.00	1,143.00	60,000.00	70,000.00	75.0%
50100160	70540	RepMt Othr	178,383.22	330,000.00	204,455.58	148,680.90	330,000.00	330,000.00	61.4%
50100160	70550	RepMaint I	301,479.48	300,000.00	202,500.00	195,132.99	300,000.00	250,000.00	23.5%
50100160	70590	Oth Repair	36,295.16	80,000.00	50,000.00	3,610.47	50,000.00	80,000.00	60.0%
50100160	70632	Pro Develp	1,683.96	10,000.00	10,000.00	945.63	5,000.00	10,000.00	.0%
50100160	70641	Temp Sv	34,782.80	20,000.00	.00	.00	20,000.00	10,000.00	.0%
50100160	70650	Lndfl Fees	7,834.80	20,000.00	13,157.39	5,114.62	20,000.00	20,000.00	52.0%
50100160	70690	Purch Serv	34,756.51	70,000.00	70,000.00	52,098.14	70,000.00	70,000.00	.0%
50100160	70702	WC Prem	6,568.65	7,667.27	7,667.27	7,667.27	7,667.27	7,467.14	-2.6%
50100160	70703	Liab Prem	8,547.39	10,163.23	10,163.23	10,163.23	10,163.23	12,295.22	21.0%
50100160	70704	Prop Prem	5,594.92	8,316.38	8,316.38	8,316.38	8,316.38	8,706.15	4.7%
50100160	70712	WC Claim	42,949.80	47,568.25	47,568.25	47,568.25	47,568.25	42,244.05	-11.2%
50100160	70713	Liab Claim	3,976.83	3,171.22	3,171.22	3,171.22	3,171.22	2,864.00	-9.7%
50100160	70714	Prop Claim	3,976.83	3,171.22	3,171.22	3,171.22	3,171.22	2,864.00	-9.7%
50100160	70720	Ins Admin	8,146.99	8,110.26	8,110.26	8,110.26	8,110.26	7,316.87	-9.8%
50100160	71010	Off Supp	689.96	.00	.00	.00	.00	.00	.0%
50100160	71024	Janit Supp	9,157.51	15,000.00	15,000.00	9,329.99	12,000.00	15,000.00	.0%
50100160	71030	UniformSup	1,631.21	4,000.00	4,000.00	2,126.44	4,000.00	4,000.00	.0%
50100160	71070	Fuel	12,318.71	18,396.00	18,396.00	17,403.86	27,000.00	29,475.00	60.2%
50100160	71078	Elect Supp	17,165.40	20,000.00	20,000.00	9,937.00	20,000.00	20,000.00	.0%
50100160	71080	Maint Supp	91,382.99	96,000.00	96,000.00	61,269.17	96,000.00	96,000.00	.0%



CITY OF BLOOMINGTON, IL  
 NEXT YEAR / CURRENT YEAR BUDGET ANALYSIS

PROJECTION: 20244 FY 2024 BUDGET MASTER LEVEL 4

ACCOUNTS FOR:

Water Mechancial Maintenance	2022 ACTUAL	2023 ORIG BUD	2023 REVISED BUD	2023 ACTUAL	2023 PROJECTION	2024 ADOPTED	PCT CHANGE
50100160 71085 Rock Salt	258.60	.00	.00	.00	.00	.00	.0%
50100160 71190 Other Supp	59,946.05	50,000.00	50,000.00	48,366.66	50,000.00	67,500.00	35.0%
50100160 71340 Telecom	2,115.49	.00	.00	.00	2,252.64	.00	.0%
50100160 72130 CO Lcn Veh	84,565.00	140,665.00	140,665.00	190,943.00	190,943.00	.00	-100.0%
50100160 72140 CO Other	121,499.78	.00	.00	.00	.00	100,000.00	.0%
50100160 72510 Land	.00	.00	.00	.00	.00	500,000.00	.0%
50100160 72620 OCap Imprv	4,361,200.00	1,065,000.00	1,691,630.61	1,691,630.61	1,682,642.61	.00	-100.0%
TOTAL Water Mechancial Maint	8,739,062.27	4,122,692.83	4,456,236.41	3,743,289.74	4,636,109.65	6,425,166.43	44.2%
TOTAL REVENUE	.00	.00	.00	.00	.00	.00	.0%
TOTAL EXPENSE	8,739,062.27	4,122,692.83	4,456,236.41	3,743,289.74	4,636,109.65	6,425,166.43	44.2%
GRAND TOTAL	8,739,062.27	4,122,692.83	4,456,236.41	3,743,289.74	4,636,109.65	6,425,166.43	44.2%





CITY OF BLOOMINGTON, IL  
 PROJECTION 20245 / BUDGET ENTRY FUTURE YRS REPORT

ORG	OBJECT PROJ	DESC	2025	2026	2027	2028
50100160 Water Mechanical Maintenance						
50100160	61100	Salary FT	1,043,835.99	1,075,151.07	1,107,405.60	1,140,627.77
50100160	61130	Salary SN	45,056.32	46,408.01	47,800.25	49,234.26
50100160	61150	Salary OT	100,000.00	100,000.00	100,000.00	100,000.00
50100160	62100	Dental Enh	5,021.25	5,171.89	5,327.04	5,486.86
50100160	62109	ENH HMO	12,989.33	13,379.01	13,780.38	14,193.79
50100160	62110	Group Life	748.00	748.00	748.00	748.00
50100160	62111	Enh Vision	1,315.00	1,315.00	1,315.00	1,315.00
50100160	62113	BCBS 60/12	124,500.22	128,235.23	132,082.28	136,044.75
50100160	62114	BCBS HSA	18,227.91	18,774.75	19,337.99	19,918.13
50100160	62115	RHS Contrb	7,500.00	7,500.00	7,500.00	7,500.00
50100160	62116	HSA City	2,400.00	2,400.00	2,400.00	2,400.00
50100160	62120	IMRF	79,073.10	81,445.29	83,888.65	86,405.31
50100160	62130	FICA	68,827.69	70,827.52	73,019.30	75,209.88
50100160	62140	Medicare	16,103.02	16,586.11	17,083.69	17,596.20
50100160	62191	Prot Wear	3,850.00	3,850.00	3,850.00	3,850.00
50100160	62990	Othr Ben	3,660.00	3,660.00	3,660.00	3,660.00
50100160	70050	Eng Sv	80,000.00	80,000.00	80,000.00	80,000.00
50100160	70051	A&E Cap	.00	.00	.00	.00
50100160	70220	Oth PT Sv	30,000.00	30,000.00	30,000.00	30,000.00
50100160	70510	RepMaint B	60,000.00	60,000.00	60,000.00	60,000.00
50100160	70520	RepMaint V	7,725.00	7,956.75	8,195.45	8,441.32
50100160	70530	RepMaint O	40,000.00	40,000.00	40,000.00	40,000.00
50100160	70540	RepMt Othr	330,000.00	330,000.00	330,000.00	330,000.00
50100160	70550	RepMaint I	250,000.00	250,000.00	250,000.00	250,000.00
50100160	70590	Oth Repair	80,000.00	80,000.00	80,000.00	80,000.00
50100160	70632	Pro Develp	10,000.00	10,000.00	10,000.00	10,000.00
50100160	70641	Temp Sv	10,000.00	10,000.00	10,000.00	10,000.00
50100160	70650	Lndfl Fees	20,000.00	20,000.00	20,000.00	20,000.00
50100160	70690	Purch Serv	70,000.00	70,000.00	70,000.00	70,000.00
50100160	70702	WC Prem	7,691.16	7,921.89	8,159.55	8,404.34
50100160	70703	Liab Prem	12,664.08	13,044.00	13,435.32	13,838.38
50100160	70704	Prop Prem	8,967.34	9,236.36	9,513.45	9,798.85
50100160	70712	WC Claim	43,511.38	44,816.72	46,161.22	47,546.05
50100160	70713	Liab Claim	2,949.92	3,038.42	3,129.57	3,223.46
50100160	70714	Prop Claim	2,949.92	3,038.42	3,129.57	3,223.46
50100160	70720	Ins Admin	7,536.37	7,762.46	7,995.34	8,235.20
50100160	71024	Janit Supp	15,000.00	15,000.00	15,000.00	15,000.00
50100160	71030	UniformSup	4,000.00	4,000.00	4,000.00	6,000.00
50100160	71070	Fuel	30,359.25	31,270.03	32,208.13	33,174.37
50100160	71078	Elect Supp	20,000.00	20,000.00	20,000.00	20,000.00
50100160	71080	Maint Supp	96,000.00	96,000.00	96,000.00	96,000.00
50100160	71190	Other Supp	77,625.00	77,625.00	77,625.00	77,625.00
50100160	72140	CO Other	.00	.00	.00	.00
50100160	72510	Land	.00	.00	.00	.00
TOTAL Water Mechanical Maint			2,850,087.25	2,896,226.93	2,943,750.78	2,994,700.38
TOTAL REVENUE			.00	.00	.00	.00

141





CITY OF BLOOMINGTON, IL  
PROJECTION 20245 / BUDGET ENTRY FUTURE YRS REPORT

ORG	OBJECT PROJ	DESC	2025	2026	2027	2028
	TOTAL EXPENSE		2,850,087.25	2,896,226.93	2,943,750.78	2,994,700.38
	GRAND TOTAL		2,850,087.25	2,896,226.93	2,943,750.78	2,994,700.38



# SANITARY SEWER MAINTENANCE

## 5110



### Purpose

Sanitary Sewer Maintenance is performed by the Streets and Sewers Section and by contractors managed by the Engineering Division in the Public Works Department. They work together to manage sewer infrastructure. Major projects are usually contracted to the private sector. Emergency cave-ins are handled by both City workers and outside companies, depending on the situation. City employees conduct a sewer cleaning program to ensure the steady flow of sewage from its point of origin to sewage treatment plants. Routine maintenance reduces the chances of a mainline sanitary or combined sewer from becoming obstructed with debris. This prevents sewage backup into basements or sewage overflow onto streets or into nearby bodies of water.

### Authorization

The City of Bloomington Sanitary Sewer Maintenance Fund and its related activities have been codified in Chapter 37 of the City Code.

### FY 2024 Budget & Program Highlights

- Perform sewer system assessment and rehabilitation as part of the Stormwater and Sanitary Sewer Master Plans.
- Plan and design future sanitary sewer infrastructure projects.
- Continue repair and rehabilitation of aging sewers.
- The Locust-Colton CSO elimination project will have Phases 3, 4, 5, and 8 construction under different levels of completion.
- Continue hydraulic modeling and design for the East Street Basin.
- Conduct hydraulic modeling in select watershed areas.

### What We Accomplished in FY 2023

- Spent \$400,000 on the Sewer Inspection Program.
- Continued to move forward with projects to eliminate Combined Sewer Overflow (CSO) because of the fee increases enacted in FY 2018, including Locust-Colton CSO elimination Phases 2, 3, 4, 5 and 8.
- Over the last few fiscal years, the number of sewers televised and assessed has increased from 15 percent to 80 percent, which has allowed staff to view and evaluate additional sewer issues. Those issues are prioritized in upcoming projects.
- Hired a consultant to begin design for the FY 2023 Hydraulic Modeling Project
- Developed a 5-year Sewer Rehabilitation Program to forecast out needed sewer work.
- Implemented a root control program to proactively address tree roots impacting public sewers.

## Funding Source

The City established a sanitary sewer charge as a vehicle for funding projects and employees in the Sanitary Sewer Maintenance Fund. This enterprise fund receives money from sanitary sewer users within the City of Bloomington. Users pay a monthly fee based on usage as well as a monthly flat fee. Fees increase annually at a rate of 3 percent.

### Monthly Sanitary Sewer Fees

Effective Date	Rate per 100 cu. ft.	Monthly Fixed Fee
<b>May 1, 2023</b>	\$2.78	\$2.61
<b>May 1, 2024</b>	\$2.86	\$2.69
<b>May 1, 2025</b>	\$2.96	\$2.77

## Budgetary Fund Balance

Sanitary Sewer Fund	FY 2022 (audited)	FY 2023 (Projected)	FY 2024 (Projected)
<b>Budgetary Fund Balance</b>	\$232,761	\$1,114,731	\$1,043,047

## Challenges

- Public Works is continuing to backfill positions to become fully staffed. The Department will continue to find ways to increase staff efficiency using new technologies, updating processes, and hiring seasonal staff.
- Though the situation has recently improved, Public Works continues to operate with limited resources. Public Works divisions are operating at resource levels equivalent to the resource levels that followed the Great Recession in 2009. Public Works is conscious of budgetary issues and has continued to work with other departments, the Council, and the public to accomplish Council directives, while keeping up with daily operations.
- Deteriorating road conditions and increasing number of sewer cave-ins cause increases in impromptu care and reactive adjustment.
- As a result of supply chain and production demand constraints, the department has had difficulty obtaining commodities and equipment necessary to maintain infrastructure.





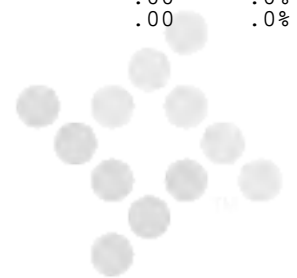
CITY OF BLOOMINGTON, IL  
 NEXT YEAR / CURRENT YEAR BUDGET ANALYSIS

PROJECTION: 20244 FY 2024 BUDGET MASTER LEVEL 4

ACCOUNTS FOR:

Sewer Operations			2022 ACTUAL	2023 ORIG BUD	2023 REVISED BUD	2023 ACTUAL	2023 PROJECTION	2024 ADOPTED	PCT CHANGE
51101100	40000	Use Fund B	.00	.00	.00	.00	.00	-71,684.00	.0%
51101100	53110	75000 Fed Grants	-766,117.00	-349,130.00	-349,130.00	-349,130.00	-952,130.00	.00	-100.0%
51101100	53310	St of IL	-761,836.40	-1,508,351.49	-1,508,351.49	-912,296.27	-1,354,221.90	.00	-100.0%
51101100	54120	TpOn Fee	-105,337.87	-20,000.00	-20,000.00	-115,328.49	-108,600.00	-35,000.00	75.0%
51101100	54210	Sewer Fee	-7,572,178.70	-7,750,000.00	-7,750,000.00	-6,360,222.21	-7,750,000.00	-7,900,000.00	1.9%
51101100	55990	Othr Pnlty	-118,466.60	-60,000.00	-60,000.00	-143,986.81	-144,000.00	-144,000.00	140.0%
51101100	56010	Int Income	-22,211.42	-7,800.00	-7,800.00	-77,102.06	-75,000.00	-75,000.00	861.5%
51101100	56110	UR GainLs	.00	-13,523.25	-13,523.25	.00	.00	.00	-100.0%
51101100	57114	Equip Sale	-3,600.00	.00	.00	.00	.00	.00	.0%
51101100	57320	POwn Contr	-18,246.69	-12,000.00	-12,000.00	-2,894.99	-4,000.00	-4,000.00	-66.7%
51101100	57380	Cap Contrb	.00	.00	.00	.00	.00	.00	.0%
51101100	57420	PropDamClm	-3,147.20	.00	.00	.00	.00	.00	.0%
51101100	57421	Loss Recov	.00	.00	.00	.00	.00	.00	.0%
51101100	57510	Bd Proceed	.00	-1,840,870.00	-1,840,870.00	.00	.00	-4,000,000.00	117.3%
51101100	57516	Lease Proc	.00	.00	.00	.00	.00	.00	.0%
51101100	57990	Misc Rev	-892.80	.00	.00	-2,478.50	.00	.00	.0%
51101100	61100	Salary FT	971,259.10	1,271,022.33	1,271,022.33	809,969.77	1,078,550.24	1,398,313.00	10.0%
51101100	61130	Salary SN	470.00	.00	50,000.00	28,019.75	41,402.75	60,672.00	21.3%
51101100	61150	Salary OT	73,447.20	55,000.00	55,000.00	39,062.91	65,063.94	65,000.00	18.2%
51101100	61190	Othr Salry	6,763.41	.00	.00	13,549.71	6,750.00	.00	.0%
51101100	62100	Dental Enh	3,759.22	4,487.00	4,487.00	2,988.05	4,217.78	5,303.34	18.2%
51101100	62101	Dental Ins	.00	.00	.00	.00	.00	.00	.0%
51101100	62102	Vision Ins	.00	.00	.00	.00	.00	.00	.0%
51101100	62104	BCBS 400	.00	.00	.00	.00	.00	.00	.0%
51101100	62106	HAMP-HMO	.00	.00	.00	.00	.00	.00	.0%
51101100	62108	ENHBCSPPO	.00	.00	.00	.00	.00	.00	.0%
51101100	62109	ENH HMO	355.76	.00	.00	439.71	712.80	.00	.0%
51101100	62110	Group Life	828.76	1,110.67	1,110.67	662.21	895.77	1,178.66	6.1%
51101100	62111	Enh Vision	1,137.53	1,495.67	1,495.67	830.15	1,191.41	1,517.66	1.5%
51101100	62113	BCBS 60/12	102,100.70	136,559.00	136,559.00	93,314.27	127,041.07	166,243.00	21.7%
51101100	62114	BCBS HSA	34,570.02	35,123.00	35,123.00	21,200.79	34,406.57	33,756.34	-3.9%
51101100	62115	RHS Contrb	962.61	1,500.00	1,500.00	1,458.60	1,941.12	2,000.00	33.3%
51101100	62116	HSA City	4,933.38	4,933.33	4,933.33	.00	4,933.33	4,700.00	-4.7%
51101100	62120	IMRF	143,524.01	127,440.00	127,440.00	81,926.45	100,610.53	102,824.66	-19.3%
51101100	62125	OPEB EXP	.00	.00	.00	.00	.00	.00	.0%
51101100	62126	OTRGW EXP	.00	.00	.00	.00	.00	.00	.0%
51101100	62130	FICA	62,861.39	78,873.00	78,873.00	52,590.37	69,186.69	90,026.66	14.1%
51101100	62140	Medicare	14,701.28	18,454.00	18,454.00	12,299.37	16,180.70	21,062.00	14.1%
51101100	62160	Work Comp	1,365.40	.00	.00	.00	.00	.00	.0%
51101100	62170	UniformAll	8,100.00	8,100.00	8,100.00	8,100.00	8,100.00	8,100.00	.0%
51101100	62191	Prot Wear	700.00	600.00	600.00	350.00	350.00	700.00	16.7%
51101100	62200	Hlth Fac	.00	.00	.00	.00	.00	.00	.0%
51101100	62330	LIUNA Pen	.00	.00	.00	.00	.00	.00	.0%

145






CITY OF BLOOMINGTON, IL  
 NEXT YEAR / CURRENT YEAR BUDGET ANALYSIS

PROJECTION: 20244 FY 2024 BUDGET MASTER LEVEL 4

ACCOUNTS FOR:

Sewer Operations			2022 ACTUAL	2023 ORIG BUD	2023 REVISED BUD	2023 ACTUAL	2023 PROJECTION	2024 ADOPTED	PCT CHANGE
51101100	62990	Othr Ben	7,735.00	7,020.00	7,020.00	6,623.28	8,713.28	7,440.00	6.0%
51101100	62999	Contingncy	.00	.00	.00	.00	.00	.00	.0%
51101100	70050	Eng Sv	17,348.01	35,000.00	35,000.00	20,000.00	35,000.00	35,000.00	.0%
51101100	70051	A&E Cap	403,247.00	652,000.00	492,274.00	188,139.81	651,058.00	467,500.00	-5.0%
51101100	70051	75000 A&E Cap	766,117.00	.00	.00	.00	.00	.00	.0%
51101100	70220	Oth PT Sv	55,490.88	110,000.00	110,000.00	29,844.92	110,000.00	123,750.00	12.5%
51101100	70420	Rentals	1,519.85	3,090.00	3,090.00	.00	3,090.00	3,000.00	-2.9%
51101100	70510	RepMaint B	30,133.65	20,000.00	20,000.00	12,911.34	20,000.00	20,000.00	.0%
51101100	70510	57200 RepMaint B	618.14	.00	.00	.00	.00	.00	.0%
51101100	70520	RepMaint V	133,127.96	127,500.00	127,500.00	98,605.33	146,250.00	135,000.00	5.9%
51101100	70530	RepMaint O	.00	.00	.00	4,806.00	4,806.00	.00	.0%
51101100	70540	RepMt Othr	.00	.00	.00	.00	.00	.00	.0%
51101100	70541	RepMaint S	6,386.98	26,000.00	26,000.00	11,076.97	26,000.00	26,000.00	.0%
51101100	70550	RepMaint I	1,061,334.78	840,000.00	840,000.00	840,000.00	840,000.00	882,000.00	5.0%
51101100	70551	SanSwr Rep	.00	.00	.00	.00	.00	.00	.0%
51101100	70580	Grade Seed	103,000.00	106,000.00	106,000.00	106,000.00	106,000.00	111,300.00	5.0%
51101100	70590	Oth Repair	.00	.00	.00	.00	.00	.00	.0%
51101100	70632	Pro Develp	3,773.24	10,500.00	10,500.00	1,282.00	10,500.00	10,500.00	.0%
51101100	70641	Temp Sv	54,836.79	93,000.00	43,000.00	17,730.15	40,000.00	40,000.00	-7.0%
51101100	70649	Car Wash	.00	.00	.00	.00	.00	.00	.0%
51101100	70650	Lndfl Fees	180,231.42	100,000.00	100,000.00	100,000.00	100,000.00	103,000.00	3.0%
51101100	70690	Purch Serv	23,000.00	77,000.00	77,000.00	9,144.00	14,700.00	40,000.00	-48.1%
51101100	70702	WC Prem	7,559.47	8,630.50	8,630.50	8,630.50	8,630.50	9,727.70	12.7%
51101100	70703	Liab Prem	9,836.69	11,440.02	11,440.02	11,440.02	11,440.02	16,017.40	40.0%
51101100	70704	Prop Prem	6,438.87	9,361.16	9,361.16	9,361.16	9,361.16	11,341.79	21.2%
51101100	70712	WC Claim	56,448.73	60,610.97	60,610.97	60,610.97	60,610.97	62,783.84	3.6%
51101100	70713	Liab Claim	5,226.73	4,040.73	4,040.73	4,040.73	4,040.73	4,256.53	5.3%
51101100	70714	Prop Claim	5,226.73	4,040.73	4,040.73	4,040.73	4,040.73	4,256.53	5.3%
51101100	70720	Ins Admin	9,375.90	9,129.15	9,129.15	9,129.15	9,129.15	9,531.93	4.4%
51101100	70725	LssCtl Sv	.00	.00	.00	.00	.00	.00	.0%
51101100	71010	70000 Off Supp	.00	.00	.00	.00	.00	.00	.0%
51101100	71035	SafeEquip	3,188.45	2,575.00	2,575.00	2,504.82	3,500.00	12,500.00	385.4%
51101100	71070	Fuel	17,491.45	23,360.00	23,360.00	20,222.93	26,000.00	31,440.00	34.6%
51101100	71073	FuelNonCit	.00	.00	.00	.00	.00	.00	.0%
51101100	71080	Maint Supp	.00	.00	.00	.00	.00	.00	.0%
51101100	71081	Concrete	115,312.14	90,000.00	90,000.00	53,790.17	90,000.00	90,000.00	.0%
51101100	71084	Agg RkSnd	40,370.77	45,000.00	45,000.00	37,792.47	45,000.00	45,000.00	.0%
51101100	71121	Swr Matr1	48,706.74	40,000.00	40,000.00	39,654.74	55,000.00	60,000.00	50.0%
51101100	71122	MH Cast	.00	.00	.00	.00	.00	.00	.0%
51101100	71123	MH Comp	49,594.59	40,000.00	40,000.00	28,212.64	50,000.00	50,000.00	25.0%
51101100	71124	Swr Pipe	.00	.00	.00	.00	.00	.00	.0%
51101100	71125	LS Supp	40,938.40	79,567.50	79,567.50	36,570.48	80,000.00	80,000.00	.5%
51101100	71126	LS PumpRp	22,792.35	85,237.66	85,237.66	22,213.70	85,237.66	85,300.00	.1%
51101100	71127	ShorngSupp	4,895.00	5,000.00	5,000.00	5,000.00	5,000.00	5,000.00	.0%

146





CITY OF BLOOMINGTON, IL  
 NEXT YEAR / CURRENT YEAR BUDGET ANALYSIS

PROJECTION: 20244 FY 2024 BUDGET MASTER LEVEL 4

ACCOUNTS FOR:

Sewer Operations				2022 ACTUAL	2023 ORIG BUD	2023 REVISED BUD	2023 ACTUAL	2023 PROJECTION	2024 ADOPTED	PCT CHANGE
51101100	71190		Other Supp	24,725.24	30,000.00	30,000.00	23,875.72	30,000.00	30,000.00	.0%
51101100	71190	57200	Other Supp	6,596.99	.00	.00	.00	.00	.00	.0%
51101100	71320		Electricity	33,426.07	32,000.00	32,000.00	22,396.79	32,000.00	32,000.00	.0%
51101100	71330		Water	1,380.19	1,500.00	1,500.00	1,169.49	1,500.00	1,500.00	.0%
51101100	71340		Telecom	573.38	4,400.00	4,400.00	2,438.28	1,500.00	4,400.00	.0%
51101100	71990		Unfund Ops	.00	.00	.00	.00	.00	.00	.0%
51101100	72120		CO Comp Eq	.00	.00	.00	.00	.00	.00	.0%
51101100	72130		CO Lcn Veh	.00	.00	.00	.00	161,505.04	.00	.0%
51101100	72140		CO Other	8,755.06	.00	.00	245,003.00	439,448.00	.00	.0%
51101100	72190		Other CO	.00	.00	.00	.00	.00	.00	.0%
51101100	72510		Land	.00	.00	.00	.00	.00	.00	.0%
51101100	72510	75000	Land	.00	25,000.00	25,000.00	.00	25,000.00	.00	-100.0%
51101100	72550		SM Const	3,417,532.28	3,765,870.00	3,925,596.00	2,081,129.78	3,347,596.60	6,000,000.00	52.8%
51101100	72550	75000	SM Const	.00	349,130.00	349,130.00	.00	927,130.00	.00	-100.0%
51101100	72555		SWR CON LE	854,628.00	.00	.00	.00	.00	.00	.0%
51101100	72555	57900	SWR CON LE	.00	.00	.00	.00	.00	.00	.0%
51101100	72900		UnfndCapAd	.00	.00	.00	.00	.00	.00	.0%
51101100	73196		Pr IEPA Ln	219,655.84	248,720.10	248,720.10	178,178.15	236,447.44	297,801.26	19.7%
51101100	73213		Pr 07 Bond	.00	.00	.00	.00	.00	.00	.0%
51101100	73237		Prin Loan	.00	.00	.00	.00	.00	.00	.0%
51101100	73240		Prin18A	431,154.00	442,353.00	442,353.00	442,353.00	442,353.00	455,418.00	3.0%
51101100	73401		Lease Prin	137,144.32	146,919.27	146,919.27	102,177.49	128,340.24	108,938.81	-25.9%
51101100	73701		Lease Int	10,790.29	8,756.83	8,756.83	5,865.93	6,889.95	3,049.43	-65.2%
51101100	74196		In IEPA Ln	17,755.81	25,037.93	25,037.93	21,248.42	21,248.42	35,517.96	41.9%
51101100	74213		In 07 Bond	.00	.00	.00	.00	.00	.00	.0%
51101100	74237		Int - Loan	.00	.00	.00	.00	.00	.00	.0%
51101100	74240		Int2018A	112,209.00	100,481.00	100,481.00	100,481.10	100,481.00	88,051.00	-12.4%
51101100	79061		GnLss Asst	.00	.00	.00	.00	.00	.00	.0%
51101100	79171		Iss Bnd Ds	.00	.00	.00	.00	.00	.00	.0%
51101100	79196		ContribtoFB	.00	1,293,935.35	1,293,935.35	.00	881,969.47	.00	-100.0%
51101100	79980		SpProg Exp	.00	.00	.00	.00	.00	.00	.0%
51101100	79990		Othr Exp	.00	.00	.00	.00	.00	.00	.0%
51101100	85100		Fm General	.00	.00	.00	.00	-1,237,870.00	.00	.0%
51101100	85224		Fm CD Fund	.00	.00	.00	.00	.00	.00	.0%
51101100	85531		Fm StrmWtr	.00	.00	.00	.00	.00	.00	.0%
51101100	89100		To General	.00	.00	.00	.00	.00	.00	.0%
51101100	89111		To GenAdm	591,937.37	617,769.84	617,769.84	617,769.84	617,769.84	629,964.50	2.0%
51101100	89503		To WtrUtBl	.00	.00	.00	.00	.00	.00	.0%
TOTAL Sewer Operations				1,219,372.64	.00	.00	-1,153,211.22	.00	.00	.0%
TOTAL REVENUE				-9,372,034.68	-11,561,674.74	-11,561,674.74	-7,963,439.33	-11,625,821.90	-12,229,684.00	.0%
TOTAL EXPENSE				10,591,407.32	11,561,674.74	11,561,674.74	6,810,228.11	11,625,821.90	12,229,684.00	.0%
GRAND TOTAL				1,219,372.64	.00	.00	-1,153,211.22	.00	.00	.0%

147





CITY OF BLOOMINGTON, IL  
 PROJECTION 20245 / BUDGET ENTRY FUTURE YRS REPORT

ORG	OBJECT PROJ	DESC	2025	2026	2027	2028
51101100 Sewer Operations						
51101100	40000	Use Fund B	.00	-171,883.49	-405,680.17	-345,518.51
51101100	53310	St of IL	.00	-1,552,313.00	-1,409,387.70	.00
51101100	54120	TpOn Fee	-35,000.00	-35,000.00	-35,000.00	-35,000.00
51101100	54210	Sewer Fee	-8,097,500.00	-8,299,937.50	-8,507,435.90	-8,720,121.80
51101100	55990	Othr Pnlty	-144,000.00	-144,000.00	-144,000.00	-144,000.00
51101100	56010	Int Income	-75,000.00	-75,000.00	-75,000.00	-75,000.00
51101100	57320	POwn Contr	-4,000.00	-4,000.00	-4,000.00	-4,000.00
51101100	57510	Bd Proceed	.00	-2,000,000.00	.00	-2,000,000.00
51101100	61100	Salary FT	1,440,262.39	1,483,470.26	1,527,974.37	1,573,813.60
51101100	61130	Salary SN	62,492.16	64,366.92	66,297.93	68,286.87
51101100	61150	Salary OT	66,950.00	68,958.50	71,027.26	73,158.07
51101100	62100	Dental Enh	5,462.43	5,626.30	5,795.09	5,968.94
51101100	62110	Group Life	1,178.67	1,178.67	1,178.67	1,178.67
51101100	62111	Enh Vision	1,517.67	1,517.67	1,517.67	1,517.67
51101100	62113	BCBS 60/12	171,230.29	176,367.20	181,658.22	187,107.96
51101100	62114	BCBS HSA	34,769.02	35,812.09	36,886.45	37,993.05
51101100	62115	RHS Contrb	2,000.00	2,000.00	2,000.00	2,000.00
51101100	62116	HSA City	4,700.00	4,700.00	4,700.00	4,700.00
51101100	62120	IMRF	105,909.41	109,086.69	112,359.29	115,730.07
51101100	62130	FICA	92,727.46	95,509.28	98,374.56	101,325.80
51101100	62140	Medicare	21,693.86	22,344.68	23,015.02	23,705.47
51101100	62170	UniformAll	8,100.00	8,100.00	8,100.00	8,100.00
51101100	62191	Prot Wear	700.00	700.00	700.00	700.00
51101100	62990	Othr Ben	7,440.00	7,440.00	7,440.00	7,440.00
51101100	70050	Eng Sv	35,000.00	35,000.00	35,000.00	35,000.00
51101100	70051	A&E Cap	420,000.00	240,000.00	240,000.00	200,000.00
51101100	70220	Oth PT Sv	137,500.00	80,000.00	92,400.00	95,172.00
51101100	70420	Rentals	3,000.00	3,000.00	3,000.00	3,000.00
51101100	70510	RepMaint B	20,000.00	20,000.00	20,000.00	20,000.00
51101100	70520	RepMaint V	139,050.00	143,221.50	147,518.15	151,943.69
51101100	70541	RepMaint S	26,000.00	26,000.00	26,000.00	26,000.00
51101100	70550	RepMaint I	926,100.00	972,405.00	1,021,025.25	1,072,076.51
51101100	70580	Grade Seed	114,639.00	118,078.17	121,620.52	125,269.13
51101100	70632	Pro Develop	10,500.00	10,500.00	10,500.00	10,500.00
51101100	70641	Temp Sv	40,000.00	40,000.00	40,000.00	40,000.00
51101100	70650	Lndfl Fees	106,090.00	109,272.70	112,550.88	115,927.41
51101100	70690	Purch Serv	40,000.00	40,000.00	40,000.00	40,000.00
51101100	70702	WC Prem	10,019.53	10,320.11	10,629.72	10,948.61
51101100	70703	Liab Prem	16,497.92	16,992.86	17,502.64	18,027.72
51101100	70704	Prop Prem	11,682.05	12,032.51	12,393.48	12,765.29
51101100	70712	WC Claim	64,667.36	66,607.38	68,605.60	70,663.77
51101100	70713	Liab Claim	4,384.23	4,515.75	4,651.23	4,790.76
51101100	70714	Prop Claim	4,384.23	4,515.75	4,651.23	4,790.76
51101100	70720	Ins Admin	9,817.88	10,112.42	10,415.79	10,728.27
51101100	71035	SafeEquip	9,000.00	9,120.00	9,243.60	9,370.91
51101100	71070	Fuel	32,383.20	33,354.70	34,355.34	35,386.00
51101100	71081	Concrete	92,700.00	95,481.00	98,345.43	101,295.79
51101100	71084	Agg RkSnd	46,350.00	47,740.50	49,172.72	50,647.90
51101100	71121	Swr Matr1	61,800.00	63,654.00	65,563.62	67,530.53



**CITY OF BLOOMINGTON, IL  
 PROJECTION 20245 / BUDGET ENTRY FUTURE YRS REPORT**

ORG	OBJECT PROJ	DESC	2025	2026	2027	2028
<a href="#">51101100 71123</a>		MH Comp	51,500.00	53,045.00	54,636.35	56,275.44
<a href="#">51101100 71125</a>		LS Supp	82,400.00	84,872.00	87,418.16	90,040.70
<a href="#">51101100 71126</a>		LS PumpRp	87,859.00	90,494.77	93,209.61	96,005.90
<a href="#">51101100 71127</a>		ShorngSupp	5,000.00	5,000.00	5,000.00	5,000.00
<a href="#">51101100 71190</a>		Other Supp	30,000.00	30,000.00	30,000.00	30,000.00
<a href="#">51101100 71320</a>		Electricity	32,000.00	32,000.00	32,000.00	32,000.00
<a href="#">51101100 71330</a>		Water	1,500.00	1,500.00	1,500.00	1,500.00
<a href="#">51101100 71340</a>		Telecom	4,400.00	4,400.00	4,400.00	4,400.00
<a href="#">51101100 72510</a>		Land	10,000.00	5,000.00	5,000.00	.00
<a href="#">51101100 72550</a>		SM Const	1,600,000.00	4,025,000.00	2,060,000.00	3,900,000.00
<a href="#">51101100 72555</a>		SWR CON LE	.00	1,552,313.00	1,409,388.00	.00
<a href="#">51101100 73196</a>		Pr IEPA Ln	300,057.46	302,341.86	304,654.81	392,602.94
<a href="#">51101100 73237</a>		Prin Loan	133,770.44	139,174.77	227,028.93	234,531.60
<a href="#">51101100 73240</a>		Prinl8A	468,483.00	483,415.00	498,347.00	515,145.00
<a href="#">51101100 73401</a>		Lease Prin	145,028.96	243,417.05	356,253.86	424,820.44
<a href="#">51101100 73701</a>		Lease Int	8,731.73	21,812.98	26,839.29	25,537.24
<a href="#">51101100 74196</a>		In IEPA Ln	33,261.75	30,977.36	28,664.40	67,538.26
<a href="#">51101100 74237</a>		Int - Loan	158,675.54	153,271.21	187,239.44	179,736.77
<a href="#">51101100 74240</a>		Int2018A	74,844.00	60,743.00	45,708.00	29,662.00
<a href="#">51101100 79196</a>		ContrbttoFB	69,151.02	.00	.00	.00
<a href="#">51101100 89111</a>		To GenAdm	650,138.34	664,253.38	679,046.19	694,282.80
TOTAL Sewer Operations			.00	.00	.00	.00
TOTAL REVENUE			-8,355,500.00	-12,282,133.99	-10,580,503.77	-11,323,640.31
TOTAL EXPENSE			8,355,500.00	12,282,133.99	10,580,503.77	11,323,640.31
GRAND TOTAL			.00	.00	.00	.00



# STORM WATER MANAGEMENT

## 5310



### Purpose

Storm water management is performed by the Streets and Sewers Section and the Engineering Division and in the Public Works Department. They work together to manage the urban runoff and maintain the City's infrastructure in compliance with the Clean Water Act. Effective storm water management includes: (1) keeping lakes and streams clean; (2) maintaining waterways to minimize erosion and damage to adjacent property; (3) maintaining detention basins to reduce flooding and filter out pollution; (4) street sweeping; and (5) inlet maintenance and repairs.

### Authorization

The City of Bloomington Storm Water Management Fund and its related activities have been codified in Chapter 37 of the City Code.

### FY 2024 Budget & Program Highlights

- Maintain detention basins, storm sewers, stream channels, and inspections as part of the Stormwater and Sanitary Sewer Master Plans.
- Plan and design future storm water infrastructure projects.
- The Locust-Colton CSO elimination project will have Phases 3, 4, 5, and 8 construction under different levels of completion.
- Continue hydraulic modeling and design for the East Street Basin.
- Conduct hydraulic modeling in select watershed areas.

### What we accomplished in FY 2023

- Continued to move forward with projects to eliminate Combined Sewer Overflow (CSO) because of the fee increases enacted in FY 2018, including Locust-Colton CSO elimination Phases 2, 3, 4, 5, and 8.
- Performed maintenance of detention basins, stream channels, inspections.
- Hired a consultant to begin design for the FY 2023 Hydraulic Modeling Project.

### Funding Source

The City initially established a Storm Water service charge in 2004 as a vehicle for funding projects and employees in the Storm Water Management Fund. This enterprise fund receives money from property owners or tenants within the City of Bloomington. The City charges a flat monthly fee based on the amount of impervious area on the property. Storm water fees will increase annually by 3 percent on May 1 of every year.

**Monthly Storm Water Fee**

<b>Effective Date</b>	<b>Rate per IAU</b>
<b>May 1, 2023</b>	\$2.19
<b>May 1, 2024</b>	\$2.26
<b>May 1, 2025</b>	\$2.33

**Single-family and duplex based on Parcel Size (FY 2024)**

**Small** ≤ 7,000 square feet: \$4.38

**Medium** > 7,000 and ≤ 12,000 square feet: \$6.57

**Large** > 12,000 square feet: \$10.95

**Property other than single-family/duplex based on Impervious Area (FY 2024)**

**Small:** ≤ 4,000 square feet \$8.76 (Basis: A flat rate based on the average 4 IAUs times \$2.19 per IAU per month)

**Large:** Actual Impervious Area is measured and rounded up to nearest 1,000 SF /1,000 x \$2.19 per IAU per month.

*Impervious Area Unit (IAU): 1,000 square feet of impervious area equals one IAU*

**Budgetary Fund Balance**

<b>Storm Water Management</b>	<b>FY 2022 (audited)</b>	<b>FY 2023 (Projected)</b>	<b>FY 2024 (Projected)</b>
<b>Budgetary Fund Balance</b>	\$389,285	\$1,543,894	\$1,364,525

**Challenges**

- Public Works is continuing to backfill positions to become fully staffed. The Department will continue to find ways to increase staff efficiency using new technologies, updating processes, and hiring seasonal staff.
- Though the situation has recently improved, Public Works continues to operate with limited resources. Public Works divisions are operating at resource levels equivalent to the resource levels that followed the Great Recession in 2009. Public Works is conscious of budgetary issues and has continued to work with other departments, the Council, and the public to accomplish Council directives, while keeping up with daily operations.
- The number of inlets requiring repair or replacement continues to increase over time as the City's storm water infrastructure continues to age and deteriorate. On an annual basis, Public Service repairs and replaces over 100 storm water inlets.
- There is not a complete assessment of the streams and detention basins, and the staffing levels are not sufficient to provide annual inspections.
- As a result of supply chain and production demand constraints, the department has had difficulty obtaining commodities and equipment necessary to maintain infrastructure.



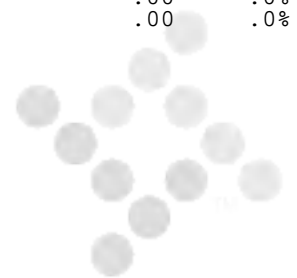
CITY OF BLOOMINGTON, IL  
 NEXT YEAR / CURRENT YEAR BUDGET ANALYSIS

PROJECTION: 20244 FY 2024 BUDGET MASTER LEVEL 4

ACCOUNTS FOR:

Storm Water Operations			2022 ACTUAL	2023 ORIG BUD	2023 REVISED BUD	2023 ACTUAL	2023 PROJECTION	2024 ADOPTED	PCT CHANGE
53103100	40000	Use Fund B	.00	.00	.00	.00	.00	-179,368.87	.0%
53103100	52110	ErsnCt Pmt	-11,295.00	-4,000.00	-4,000.00	-5,210.00	-7,000.00	-6,000.00	50.0%
53103100	53110	75000 Fed Grants	-766,118.00	-349,130.00	-349,130.00	-349,130.00	-952,130.00	.00	-100.0%
53103100	53310	St of IL	-761,836.39	-1,508,351.49	-1,508,351.49	-912,296.26	-1,354,221.88	.00	-100.0%
53103100	54220	StmWtr Fee	-4,007,950.92	-4,075,000.00	-4,075,000.00	-3,303,871.35	-4,075,000.00	-4,175,000.00	2.5%
53103100	55990	Othr Pnlty	-48,422.74	-21,000.00	-21,000.00	-63,298.10	-88,000.00	-50,000.00	138.1%
53103100	56010	Int Income	-8,055.83	-1,200.00	-1,200.00	-38,376.90	-37,900.00	-8,500.00	608.3%
53103100	56110	UR GainLs	.00	-5,301.60	-5,301.60	.00	.00	.00	-100.0%
53103100	57114	Equip Sale	.00	-10,000.00	-10,000.00	.00	.00	-10,000.00	.0%
53103100	57320	POwn Contr	-39,023.60	-25,000.00	-25,000.00	-106,634.52	.00	-18,000.00	-28.0%
53103100	57380	Cap Contrb	.00	.00	.00	.00	.00	.00	.0%
53103100	57420	PropDamClm	-549.20	.00	.00	.00	.00	.00	.0%
53103100	57510	Bd Proceed	.00	-1,840,870.00	-1,840,870.00	.00	.00	-4,000,000.00	117.3%
53103100	57990	Misc Rev	.00	.00	.00	.00	.00	.00	.0%
53103100	61100	Salary FT	608,604.45	624,645.33	624,645.33	565,344.72	734,571.93	668,730.00	7.1%
53103100	61110	Salary PT	.00	.00	.00	.00	.00	.00	.0%
53103100	61130	Salary SN	464.00	14,640.00	14,640.00	7,769.50	8,000.00	16,560.00	13.1%
53103100	61150	Salary OT	48,651.64	32,000.00	32,000.00	36,212.35	47,442.99	32,000.00	.0%
53103100	61190	Othr Salry	8,449.58	.00	.00	3,750.00	3,750.00	.00	.0%
53103100	62100	Dental Enh	3,228.45	3,395.00	3,395.00	2,666.24	3,498.46	3,773.33	11.1%
53103100	62101	Dental Ins	.00	.00	.00	.00	.00	.00	.0%
53103100	62102	Vision Ins	.00	.00	.00	.00	.00	.00	.0%
53103100	62104	BCBS 400	.00	.00	.00	.00	.00	.00	.0%
53103100	62106	HAMP-HMO	.00	.00	.00	.00	.00	.00	.0%
53103100	62108	ENHBCBSPP0	.00	.00	.00	.00	.00	.00	.0%
53103100	62109	ENH HMO	427.36	.00	.00	200.58	500.00	.00	.0%
53103100	62110	Group Life	574.75	566.67	566.67	498.69	651.04	566.67	.0%
53103100	62111	Enh Vision	907.72	1,011.67	1,011.67	785.78	1,041.75	1,044.67	3.3%
53103100	62113	BCBS 60/12	97,576.78	119,963.00	119,963.00	83,390.49	113,889.58	121,813.00	1.5%
53103100	62114	BCBS HSA	7,390.10	8,184.00	8,184.00	4,390.44	2,834.90	1,966.33	-76.0%
53103100	62115	RHS Contrb	2,941.95	3,000.00	3,000.00	1,196.28	1,595.04	1,500.00	-50.0%
53103100	62116	HSA City	1,733.39	1,833.33	1,833.33	.00	1,833.33	400.00	-78.2%
53103100	62120	IMRF	77,848.78	64,516.00	64,516.00	57,877.48	68,564.39	47,174.67	-26.9%
53103100	62125	OPEB EXP	.00	.00	.00	.00	.00	.00	.0%
53103100	62126	OTRGW EXP	.00	.00	.00	.00	.00	.00	.0%
53103100	62130	FICA	38,869.46	38,936.00	38,936.00	36,072.55	46,436.91	41,499.67	6.6%
53103100	62140	Medicare	9,090.32	9,110.00	9,110.00	8,436.30	10,860.23	9,710.00	6.6%
53103100	62150	UnEmpl Ins	.00	.00	.00	.00	.00	.00	.0%
53103100	62160	Work Comp	-1,978.83	.00	.00	1,254.82	2,000.00	.00	.0%
53103100	62170	UniformAll	4,500.00	4,500.00	4,500.00	4,500.00	4,500.00	2,400.00	-46.7%
53103100	62191	Prot Wear	.00	.00	.00	.00	.00	.00	.0%
53103100	62200	Hlth Fac	150.00	.00	.00	150.00	.00	.00	.0%
53103100	62210	Tuit Reimb	.00	.00	.00	.00	.00	.00	.0%

152







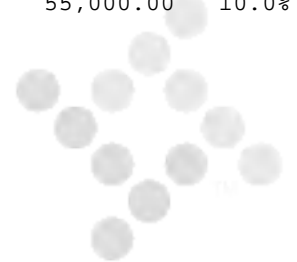
CITY OF BLOOMINGTON, IL  
 NEXT YEAR / CURRENT YEAR BUDGET ANALYSIS

PROJECTION: 20244 FY 2024 BUDGET MASTER LEVEL 4

ACCOUNTS FOR:

Storm Water Operations			2022 ACTUAL	2023 ORIG BUD	2023 REVISED BUD	2023 ACTUAL	2023 PROJECTION	2024 ADOPTED	PCT CHANGE
53103100	62330	LIUNA Pen	.00	.00	.00	.00	.00	.00	.0%
53103100	62990	Othr Ben	2,794.19	3,000.00	3,000.00	2,350.00	2,450.00	2,450.00	-18.3%
53103100	70050	Eng Sv	.00	5,500.00	5,500.00	.00	5,500.00	5,500.00	.0%
53103100	70051	A&E Cap	.00	452,000.00	452,000.00	149,058.00	451,058.00	367,500.00	-18.7%
53103100	70051	75000 A&E Cap	766,118.00	.00	.00	.00	.00	.00	.0%
53103100	70220	Oth PT Sv	48,650.00	25,000.00	25,000.00	14,400.00	25,000.00	35,000.00	40.0%
53103100	70420	Rentals	.00	5,000.00	5,000.00	3,834.00	5,000.00	5,000.00	.0%
53103100	70510	RepMaint B	30,039.45	20,000.00	20,000.00	12,914.57	20,000.00	20,000.00	.0%
53103100	70510	57200 RepMaint B	622.96	.00	.00	.00	.00	.00	.0%
53103100	70520	RepMaint V	63,412.71	85,500.00	85,500.00	62,523.20	85,500.00	56,000.00	-34.5%
53103100	70530	RepMaint O	.00	.00	.00	.00	.00	.00	.0%
53103100	70540	RepMt Othr	.00	.00	.00	.00	.00	.00	.0%
53103100	70541	RepMaint S	4,146.10	22,000.00	22,000.00	10,314.62	22,000.00	22,000.00	.0%
53103100	70550	RepMaint I	450,000.00	472,500.00	472,500.00	472,500.00	472,500.00	496,125.00	5.0%
53103100	70552	StmSwr Rep	.00	.00	.00	.00	.00	.00	.0%
53103100	70553	NPDES Prmt	21,000.00	22,000.00	22,000.00	21,000.00	22,000.00	22,000.00	.0%
53103100	70554	Sump Pump	.00	.00	.00	.00	.00	.00	.0%
53103100	70555	Drain Impr	.00	.00	.00	.00	.00	.00	.0%
53103100	70556	DrainBasin	.00	.00	.00	.00	.00	.00	.0%
53103100	70580	Grade Seed	55,000.00	57,750.00	57,750.00	57,750.00	57,750.00	60,637.50	5.0%
53103100	70611	PrintBind	.00	.00	.00	.00	.00	.00	.0%
53103100	70631	Dues	144.00	200.00	200.00	.00	200.00	200.00	.0%
53103100	70632	Pro Develp	30.00	5,000.00	5,000.00	460.00	1,000.00	5,000.00	.0%
53103100	70641	Temp Sv	25,306.49	20,000.00	10,000.00	12,207.94	10,000.00	10,000.00	.0%
53103100	70650	Lndfl Fees	12,952.80	60,000.00	60,000.00	60,000.00	60,000.00	60,000.00	.0%
53103100	70654	SWPDISP	39,152.26	50,000.00	50,000.00	50,000.00	50,000.00	50,000.00	.0%
53103100	70690	Purch Serv	23,757.42	95,000.00	75,000.00	4,182.00	27,000.00	40,000.00	-46.7%
53103100	70702	WC Prem	3,980.59	4,570.15	4,570.15	4,570.15	4,570.15	4,637.58	1.5%
53103100	70703	Liab Prem	5,179.70	6,057.89	6,057.89	6,057.89	6,057.89	7,636.13	26.1%
53103100	70704	Prop Prem	3,390.51	4,957.07	4,957.07	4,957.07	4,957.07	5,407.09	9.1%
53103100	70711	WC Prem Pr	.00	.00	.00	.00	.00	.00	.0%
53103100	70712	WC Claim	26,027.48	28,353.54	28,353.54	28,353.54	28,353.54	26,236.30	-7.5%
53103100	70713	Liab Claim	2,409.95	1,890.24	1,890.24	1,890.24	1,890.24	1,778.73	-5.9%
53103100	70714	Prop Claim	2,409.95	1,890.24	1,890.24	1,890.24	1,890.24	1,778.73	-5.9%
53103100	70715	Veh Claim	.00	.00	.00	.00	.00	.00	.0%
53103100	70720	Ins Admin	4,937.06	4,834.20	4,834.20	4,834.20	4,834.20	4,544.25	-6.0%
53103100	70725	LssCtl Sv	.00	.00	.00	.00	.00	.00	.0%
53103100	71010	70000 Off Supp	.00	.00	.00	.00	.00	.00	.0%
53103100	71017	Postage	.00	.00	.00	.00	.00	.00	.0%
53103100	71035	SafeEquip	3,209.16	2,575.00	2,575.00	2,504.82	3,500.00	10,500.00	307.8%
53103100	71070	Fuel	16,196.00	20,440.00	20,440.00	8,726.68	12,000.00	23,580.00	15.4%
53103100	71073	FuelNonCit	.00	.00	.00	.00	.00	.00	.0%
53103100	71080	Maint Supp	.00	.00	.00	.00	.00	.00	.0%
53103100	71081	Concrete	21,730.06	40,000.00	50,000.00	46,307.75	50,000.00	55,000.00	10.0%

153





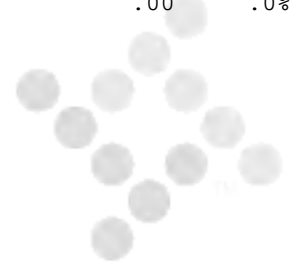
CITY OF BLOOMINGTON, IL  
 NEXT YEAR / CURRENT YEAR BUDGET ANALYSIS

PROJECTION: 20244 FY 2024 BUDGET MASTER LEVEL 4

ACCOUNTS FOR:

Storm Water Operations			2022 ACTUAL	2023 ORIG BUD	2023 REVISED BUD	2023 ACTUAL	2023 PROJECTION	2024 ADOPTED	PCT CHANGE
53103100	71084	Agg RkSnd	22,435.08	27,000.00	17,000.00	20,116.49	17,000.00	17,000.00	.0%
53103100	71121	Sewer Repr	9,905.35	15,000.00	17,500.00	13,494.60	15,000.00	17,500.00	.0%
53103100	71122	MH Cast	.00	.00	.00	.00	.00	.00	.0%
53103100	71123	MH Comp	26,435.74	30,000.00	57,500.00	51,838.70	50,000.00	60,000.00	4.3%
53103100	71124	Swr Pipe	.00	.00	.00	.00	.00	.00	.0%
53103100	71127	ShorngSupp	4,895.00	5,000.00	5,000.00	5,000.00	5,000.00	5,000.00	.0%
53103100	71190	Other Supp	7,498.65	8,400.00	8,400.00	10,655.50	10,000.00	10,000.00	19.0%
53103100	71190	57200 Other Supp	1,499.99	.00	.00	.00	.00	.00	.0%
53103100	71330	Water	.00	500.00	500.00	.00	500.00	500.00	.0%
53103100	71340	Telecom	573.38	2,500.00	2,500.00	355.80	2,500.00	2,500.00	.0%
53103100	71990	Unfund Ops	.00	.00	.00	.00	.00	.00	.0%
53103100	72130	CO Lcn Veh	.00	.00	.00	.00	.00	.00	.0%
53103100	72140	CO Other	8,755.06	.00	.00	231,040.00	231,040.00	374,753.60	.0%
53103100	72510	Land	.00	.00	.00	.00	.00	.00	.0%
53103100	72510	75000 Land	.00	25,000.00	25,000.00	.00	25,000.00	.00	-100.0%
53103100	72550	SM Const	34,890.66	1,815,870.00	1,815,870.00	.00	1,237,870.00	4,000,000.00	120.3%
53103100	72550	75000 SM Const	.00	349,130.00	349,130.00	.00	927,130.00	.00	-100.0%
53103100	72555	SWR CON LE	854,628.00	.00	.00	.00	.00	.00	.0%
53103100	72555	57900 SWR CON LE	.00	.00	.00	.00	.00	.00	.0%
53103100	72900	UnfndCapAd	.00	.00	.00	.00	.00	.00	.0%
53103100	73196	Pr IEPA Ln	819,366.07	866,448.45	866,448.45	577,068.65	854,175.80	934,001.02	7.8%
53103100	73237	Prin Loan	.00	.00	.00	.00	.00	.00	.0%
53103100	73401	Lease Prin	187,217.45	161,064.32	161,064.32	125,866.96	161,258.24	118,725.92	-26.3%
53103100	73405	UnfdCapLea	.00	.00	.00	.00	.00	.00	.0%
53103100	73701	Lease Int	8,832.95	4,888.72	4,888.72	3,965.38	4,889.97	1,996.19	-59.2%
53103100	74196	In IEPA Ln	132,930.52	122,194.52	122,194.52	81,751.81	118,405.00	114,203.14	-6.5%
53103100	74237	Int - Loan	.00	.00	.00	.00	.00	.00	.0%
53103100	79150	Bad Debt	.00	.00	.00	.00	.00	.00	.0%
53103100	79196	ContribtoFB	.00	1,513,775.33	1,513,775.33	.00	1,154,608.57	.00	-100.0%
53103100	79980	SpProg Exp	.00	.00	.00	.00	.00	.00	.0%
53103100	79990	Othr Exp	.00	.00	.00	.00	.00	.00	.0%
53103100	85100	Fm General	.00	.00	.00	.00	-1,237,870.00	.00	.0%
53103100	85420	Fm Cap Imp	.00	.00	.00	.00	.00	.00	.0%
53103100	89111	To GenAdm	420,054.59	450,762.42	450,762.42	450,762.42	450,762.42	443,039.35	-1.7%
53103100	89503	To WtrUtBl	.00	.00	.00	.00	.00	.00	.0%
53103100	89511	To Sewer	.00	.00	.00	.00	.00	.00	.0%
53103100	89532	To StWDepr	.00	.00	.00	.00	.00	.00	.0%
TOTAL Storm Water Operations			-561,306.45	.00	.00	-1,348,817.69	.00	.00	.0%
TOTAL REVENUE			-5,643,251.68	-7,839,853.09	-7,839,853.09	-4,778,817.13	-7,752,121.88	-8,446,868.87	.0%
TOTAL EXPENSE			5,081,945.23	7,839,853.09	7,839,853.09	3,429,999.44	7,752,121.88	8,446,868.87	.0%
GRAND TOTAL			-561,306.45	.00	.00	-1,348,817.69	.00	.00	.0%

154





CITY OF BLOOMINGTON, IL  
 PROJECTION 20245 / BUDGET ENTRY FUTURE YRS REPORT

ORG	OBJECT PROJ	DESC	2025	2026	2027	2028
53103100		Storm Water Operations				
<a href="#">53103100 40000</a>		Use Fund B	-155,585.27	-454,912.76	.00	-178,386.17
<a href="#">53103100 52110</a>		ErsnCt Pmt	-6,000.00	-6,000.00	-6,000.00	-6,000.00
<a href="#">53103100 53310</a>		St of IL	.00	-1,552,313.00	-1,409,387.70	.00
<a href="#">53103100 54220</a>		StmWtr Fee	-4,279,375.00	-4,386,359.30	-4,496,018.30	-4,608,418.80
<a href="#">53103100 55990</a>		Othr Pnlty	-50,000.00	-50,000.00	-50,000.00	-50,000.00
<a href="#">53103100 56010</a>		Int Income	-8,500.00	-8,500.00	-8,500.00	-8,500.00
<a href="#">53103100 57114</a>		Equip Sale	-10,000.00	-10,000.00	-10,000.00	-10,000.00
<a href="#">53103100 57320</a>		POwn Contr	-18,000.00	-18,000.00	-18,000.00	-18,000.00
<a href="#">53103100 57510</a>		Bd Proceed	.00	-2,000,000.00	.00	-2,000,000.00
<a href="#">53103100 61100</a>		Salary FT	688,791.90	709,455.66	730,739.33	752,661.51
<a href="#">53103100 61130</a>		Salary SN	17,056.80	17,568.50	18,095.56	18,638.43
<a href="#">53103100 61150</a>		Salary OT	32,960.00	33,948.80	34,967.26	36,016.28
<a href="#">53103100 62100</a>		Dental Enh	3,886.53	4,003.13	4,123.22	4,246.92
<a href="#">53103100 62110</a>		Group Life	566.67	566.67	566.67	566.67
<a href="#">53103100 62111</a>		Enh Vision	1,044.67	1,044.67	1,044.67	1,044.67
<a href="#">53103100 62113</a>		BCBS 60/12	125,467.39	129,231.41	133,108.35	137,101.61
<a href="#">53103100 62114</a>		BCBS HSA	2,025.32	2,086.08	2,148.66	2,213.12
<a href="#">53103100 62115</a>		RHS Contrb	1,500.00	1,500.00	1,500.00	1,500.00
<a href="#">53103100 62116</a>		HSA City	400.00	400.00	400.00	400.00
<a href="#">53103100 62120</a>		IMRF	48,589.91	50,047.61	51,549.04	53,095.51
<a href="#">53103100 62130</a>		FICA	42,744.66	44,027.00	45,347.81	46,708.24
<a href="#">53103100 62140</a>		Medicare	10,001.30	10,301.34	10,610.38	10,928.69
<a href="#">53103100 62170</a>		UniformAll	2,400.00	2,400.00	2,400.00	2,400.00
<a href="#">53103100 62990</a>		Othr Ben	2,450.00	2,450.00	2,450.00	2,450.00
<a href="#">53103100 70050</a>		Eng Sv	5,500.00	5,500.00	5,500.00	5,500.00
<a href="#">53103100 70051</a>		A&E Cap	220,000.00	220,000.00	40,000.00	.00
<a href="#">53103100 70220</a>		Oth PT Sv	49,000.00	35,000.00	45,000.00	35,000.00
<a href="#">53103100 70420</a>		Rentals	5,000.00	5,000.00	5,000.00	5,000.00
<a href="#">53103100 70510</a>		RepMaint B	20,000.00	20,000.00	20,000.00	20,000.00
<a href="#">53103100 70520</a>		RepMaint V	57,680.00	59,410.40	61,192.71	63,028.49
<a href="#">53103100 70541</a>		RepMaint S	22,000.00	22,000.00	22,000.00	22,000.00
<a href="#">53103100 70550</a>		RepMaint I	520,931.25	546,977.81	574,326.70	603,043.04
<a href="#">53103100 70553</a>		NPDES Prmt	22,000.00	22,000.00	22,000.00	22,000.00
<a href="#">53103100 70580</a>		Grade Seed	63,669.38	66,852.84	70,195.49	73,705.26
<a href="#">53103100 70631</a>		Dues	200.00	200.00	200.00	200.00
<a href="#">53103100 70632</a>		Pro Develp	5,000.00	5,000.00	5,000.00	5,000.00
<a href="#">53103100 70641</a>		Temp Sv	10,000.00	10,000.00	10,000.00	10,000.00
<a href="#">53103100 70650</a>		Lndfl Fees	61,800.00	63,654.00	65,563.62	67,530.53
<a href="#">53103100 70654</a>		SWPDISP	51,500.00	53,045.00	54,636.35	56,275.44
<a href="#">53103100 70690</a>		Purch Serv	40,000.00	40,000.00	40,000.00	40,000.00
<a href="#">53103100 70702</a>		WC Prem	4,776.71	4,920.01	5,067.61	5,219.64
<a href="#">53103100 70703</a>		Liab Prem	7,865.22	8,101.17	8,344.21	8,594.53
<a href="#">53103100 70704</a>		Prop Prem	5,569.30	5,736.38	5,908.47	6,085.72
<a href="#">53103100 70712</a>		WC Claim	27,023.39	27,834.09	28,669.11	29,529.19
<a href="#">53103100 70713</a>		Liab Claim	1,832.09	1,887.06	1,943.67	2,001.98
<a href="#">53103100 70714</a>		Prop Claim	1,832.09	1,887.06	1,943.67	2,001.98
<a href="#">53103100 70720</a>		Ins Admin	4,680.58	4,820.99	4,965.62	5,114.59
<a href="#">53103100 71035</a>		SafeEquip	8,800.00	8,914.00	9,031.42	9,152.36
<a href="#">53103100 71070</a>		Fuel	24,287.40	25,016.02	25,766.50	26,539.50



155

**CITY OF BLOOMINGTON, IL  
 PROJECTION 20245 / BUDGET ENTRY FUTURE YRS REPORT**

ORG	OBJECT PROJ	DESC	2025	2026	2027	2028
<a href="#">53103100</a>	<a href="#">71081</a>	Concrete	56,650.00	58,349.50	60,099.99	61,902.98
<a href="#">53103100</a>	<a href="#">71084</a>	Agg RkSnd	17,510.00	18,035.30	18,576.36	19,133.65
<a href="#">53103100</a>	<a href="#">71121</a>	Sewer Repr	18,025.00	18,565.75	19,122.72	19,696.40
<a href="#">53103100</a>	<a href="#">71123</a>	MH Comp	61,800.00	63,654.00	65,563.62	67,530.53
<a href="#">53103100</a>	<a href="#">71127</a>	ShorngSupp	5,000.00	5,000.00	5,000.00	5,000.00
<a href="#">53103100</a>	<a href="#">71190</a>	Other Supp	10,300.00	10,609.00	10,927.27	11,255.09
<a href="#">53103100</a>	<a href="#">71330</a>	Water	500.00	500.00	500.00	500.00
<a href="#">53103100</a>	<a href="#">71340</a>	Telecom	2,500.00	2,500.00	2,500.00	2,500.00
<a href="#">53103100</a>	<a href="#">72130</a>	CO Lcn Veh	238,680.00	.00	.00	643,186.80
<a href="#">53103100</a>	<a href="#">72140</a>	CO Other	.00	196,000.00	.00	.00
<a href="#">53103100</a>	<a href="#">72510</a>	Land	10,000.00	5,000.00	5,000.00	.00
<a href="#">53103100</a>	<a href="#">72550</a>	SM Const	.00	2,425,000.00	60,000.00	2,300,000.00
<a href="#">53103100</a>	<a href="#">72555</a>	SWR CON LE	.00	1,552,313.00	1,409,388.00	.00
<a href="#">53103100</a>	<a href="#">73196</a>	Pr IEPA Ln	955,193.28	976,890.13	897,152.53	585,951.10
<a href="#">53103100</a>	<a href="#">73237</a>	Prin Loan	133,770.44	139,174.77	227,028.93	234,531.60
<a href="#">53103100</a>	<a href="#">73401</a>	Lease Prin	86,625.29	50,872.37	.00	.00
<a href="#">53103100</a>	<a href="#">73701</a>	Lease Int	831.76	144.24	.00	.00
<a href="#">53103100</a>	<a href="#">74196</a>	In IEPA Ln	93,010.87	71,314.03	49,100.23	71,411.88
<a href="#">53103100</a>	<a href="#">74237</a>	Int - Loan	158,675.54	153,271.21	187,239.44	179,736.77
<a href="#">53103100</a>	<a href="#">79196</a>	ContrbttoFB	.00	.00	334,247.38	.00
<a href="#">53103100</a>	<a href="#">89111</a>	To GenAdm	457,555.53	466,104.06	475,153.43	484,474.27
	TOTAL Storm Water Operations		.00	.00	.00	.00
	TOTAL REVENUE		-4,527,460.27	-8,486,085.06	-5,997,906.00	-6,879,304.97
	TOTAL EXPENSE		4,527,460.27	8,486,085.06	5,997,906.00	6,879,304.97
	GRAND TOTAL		.00	.00	.00	.00

156



# SOLID WASTE

## 5440



### Purpose

The Solid Waste Section of the Public Works Department administers the Solid Waste Program, which provides a variety of services, including: (1) collecting garbage, recycle, bulk waste, and brush; (2) operating the Citizen Convenience Center so that residents can dispose of appliances, bulk waste, brush, leaves, and grass; (3) clearing brush, weeds, and tree limbs from alleys; (4) cleaning medians and alleys; (5) repairing gravel alleys; (6) street sweeping; and (7) overseeing the implementation of the Materials Recovery and Resource Management Plan.

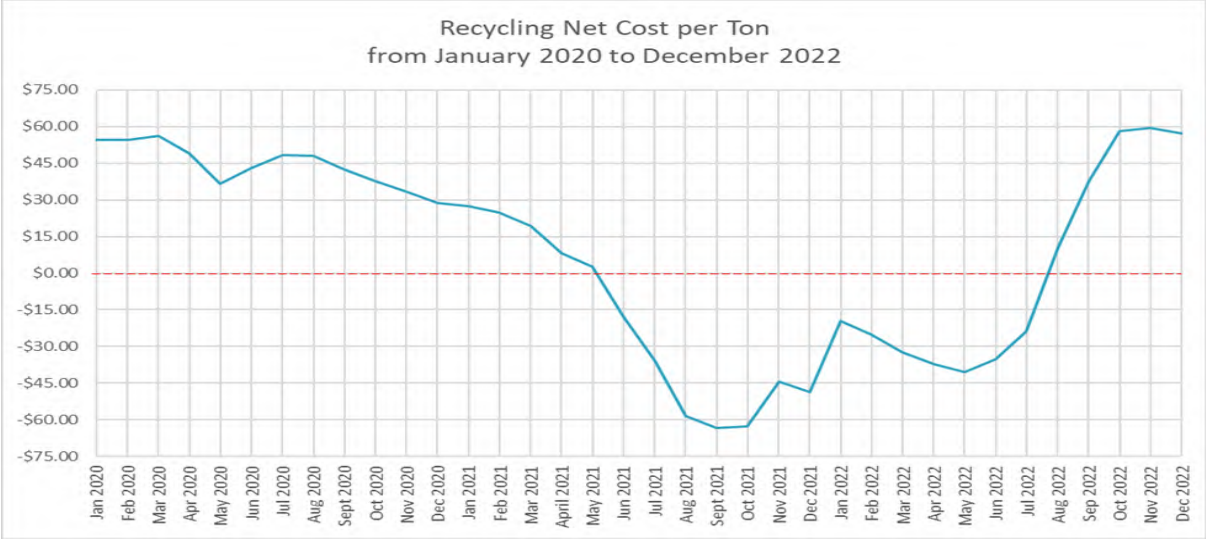
### FY 2024 Budget & Program Highlights

- Provide a high level of service, with garbage collection every week; recycle collection, brush collection, and bulk waste collection (\$25 per bucket) every other week; bulk waste collection periods in the spring and fall at no additional charge; and fall leaf collection.
- Continue use of the air burner machine to handle the brush collected at the curbside and disposed of at the Citizen Convenient Center.
- Continue implementing the Twenty-Year Materials Recovery and Resource Management Plan for McLean County, Bloomington, and Normal, Illinois.
- Continue to maximize efficiency and minimize costs while providing necessary services to the public.

### What We Accomplished in FY 2023

Bloomington's recycling program has been successful overall. While the City consistently paid a recycling charge per ton from January 2015 to March 2018, the average recycling charge per ton for that timeframe was \$14.19 with a maximum of \$28.83. However, starting in April 2018, the City began paying over \$30 per ton for recycling, which was higher than any other recycling charge per ton paid by the City since January 2015. The recycling charge stayed above \$30 per ton until November 2020. The increases in the recycling charge per ton were a result of decreases in recycling material values attributed to regulatory changes in China and other countries in Asia.

The recycling charge per ton began to decrease in December 2020, and the City received a consistent revenue stream for recycling materials from June 2021 to July 2022. However, starting in August 2022, the City again began paying a recycling charge per ton. The recycling charge per ton nearly quadrupled in September 2022 and continued an upward trend through December 2022. The most recent increases in the recycling charge per ton are also a result of decreases in recycling material values, but the decreases are attributed to the economic downturn caused by the COVID-19 pandemic combined with a decrease in demand for corrugated cardboard from companies that overstocked cardboard boxes for shipping. While it is difficult to determine how soon the values of recycling materials will increase enough that the City will pay less than \$30 per ton for recycling or receive a consistent revenue stream from recycling materials, staff will continue to monitor the situation and recommend additional action if necessary.



**Funding Source**

Solid Waste is an enterprise fund that primarily receives revenue from cart fees. Cart fees for all sizes will increase 3 percent on May 1 of every year. This increase, along with service level adjustments has resulted in a sustainable Solid Waste Fund that does not require funding from other sources.

**Monthly Cart Fee**

Effective Date	35 gal. & Low Income Fee	65 gal.	95 gal.
May 1, 2023	\$18.54	\$28.98	\$33.62
May 1, 2024	\$19.10	\$29.85	\$34.63
May 1, 2025	\$19.67	\$30.75	\$35.67

**Budgetary Fund Balance**

Solid Waste	FY 2022 (audited)	FY 2023 (Projected)	FY 2024 (Projected)
<b>Budgetary Fund Balance</b>	\$2,423,452	\$3,119,283	\$3,162,859

**Challenges**

- Public Works is continuing to backfill positions to become fully staffed. The Department will continue to find ways to increase staff efficiency using new technologies, updating processes, and hiring seasonal staff.
- Though the situation has recently improved, Public Works continues to operate with limited resources. Public Works divisions are operating at resource levels equivalent to the resource levels that followed the Great Recession in 2009. Public Works is conscious of budgetary issues and has continued to work with other departments, the Council, and the public to accomplish Council directives, while keeping up with daily operations.

- The Public Service Division garage located along East Street is unable to effectively support operations, equipment, and staff in its current form. Additional maintenance on the building and additional structures around the building could be added to accommodate operations.
- As a result of supply chain and production demand constraints, the department has had difficulty obtaining commodities and equipment necessary to maintain infrastructure.



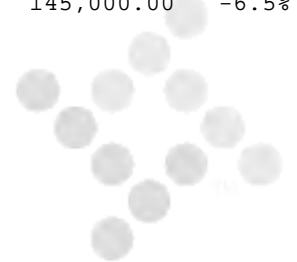
CITY OF BLOOMINGTON, IL  
 NEXT YEAR / CURRENT YEAR BUDGET ANALYSIS

PROJECTION: 20244 FY 2024 BUDGET MASTER LEVEL 4

ACCOUNTS FOR:

Solid Waste Operations			2022 ACTUAL	2023 ORIG BUD	2023 REVISED BUD	2023 ACTUAL	2023 PROJECTION	2024 ADOPTED	PCT CHANGE
54404400	54321	Bkt Ld Chg	-131,165.56	-110,000.00	-110,000.00	-68,002.40	-110,000.00	-120,500.00	9.5%
54404400	54325	Refs Fee	-7,672,234.12	-7,900,000.00	-7,900,000.00	-6,338,158.65	-7,975,000.00	-8,175,000.00	3.5%
54404400	54400	Rcycl Matl	-143,551.41	-100,000.00	-100,000.00	-35,487.52	-71,000.00	-10,000.00	-90.0%
54404400	55990	Othr Pnlty	-158,015.51	-70,000.00	-70,000.00	-206,510.97	-246,000.00	-240,000.00	242.9%
54404400	56010	Int Income	-6,566.21	-1,300.00	-1,300.00	-23,631.12	-22,000.00	-9,600.00	638.5%
54404400	56110	UR GainLs	.00	-4,754.50	-4,754.50	.00	.00	.00	-100.0%
54404400	57114	Equip Sale	-2,325.00	-8,000.00	-8,000.00	.00	-5,000.00	-8,000.00	.0%
54404400	57420	PropDamClm	-5,751.07	.00	.00	.00	.00	.00	.0%
54404400	57990	Misc Rev	-241.00	.00	.00	.00	.00	.00	.0%
54404400	61100	Salary FT	1,996,623.52	1,985,072.00	1,985,072.00	1,572,536.78	2,045,283.63	2,298,902.00	15.8%
54404400	61130	Salary SN	1,040.00	5,080.00	5,080.00	15,361.25	23,313.25	5,080.00	.0%
54404400	61150	Salary OT	276,722.06	185,000.00	185,000.00	202,331.57	250,000.00	325,000.00	75.7%
54404400	61190	Othr Salry	5,385.67	.00	.00	29,659.77	32,000.00	.00	.0%
54404400	62100	Dental Enh	11,085.28	10,722.00	10,722.00	8,391.69	11,490.80	12,466.00	16.3%
54404400	62109	ENH HMO	509.10	.00	.00	3,475.76	500.00	.00	.0%
54404400	62110	Group Life	2,032.17	2,040.00	2,040.00	1,569.91	2,083.53	2,244.00	10.0%
54404400	62111	Enh Vision	2,573.53	2,530.00	2,530.00	2,029.06	2,708.28	2,866.00	13.3%
54404400	62113	BCBS 60/12	314,701.01	316,088.00	316,088.00	235,943.36	329,173.60	352,623.00	11.6%
54404400	62114	BCBS HSA	40,929.01	51,357.00	51,357.00	30,035.10	42,313.56	36,117.00	-29.7%
54404400	62115	RHS Contrb	3,764.03	4,500.00	4,500.00	2,860.36	4,467.60	4,500.00	.0%
54404400	62116	HSA City	7,395.34	6,400.00	6,400.00	.00	8,600.00	8,600.00	34.4%
54404400	62120	IMRF	259,216.62	208,932.00	208,932.00	191,192.86	217,086.03	178,124.00	-14.7%
54404400	62130	FICA	134,971.41	128,286.00	128,286.00	106,896.44	133,025.20	155,897.00	21.5%
54404400	62140	Medicare	31,566.03	30,015.00	30,015.00	25,000.00	31,748.98	36,476.00	21.5%
54404400	62160	Work Comp	.00	.00	.00	6,667.86	15,000.00	.00	.0%
54404400	62170	UniformAll	26,100.00	26,100.00	26,100.00	27,900.00	26,100.00	28,800.00	10.3%
54404400	62200	Hlth Fac	150.00	.00	.00	.00	.00	.00	.0%
54404400	62990	Othr Ben	32,460.00	6,500.00	6,500.00	67,631.60	67,681.60	10,100.00	55.4%
54404400	70220	Oth PT Sv	15.53	.00	.00	.00	.00	.00	.0%
54404400	70420	Rentals	7,767.50	4,000.00	16,200.00	16,200.00	16,200.00	12,000.00	-25.9%
54404400	70510	RepMaint B	6,777.88	20,000.00	20,000.00	12,916.88	14,500.00	20,000.00	.0%
54404400	70510	57200 RepMaint B	613.38	.00	.00	.00	.00	.00	.0%
54404400	70520	RepMaint V	651,961.05	650,000.00	650,000.00	454,169.58	600,000.00	597,500.00	-8.1%
54404400	70632	Pro Develop	460.00	2,513.20	2,513.20	30.00	2,513.20	2,500.00	-.5%
54404400	70641	Temp Sv	182,600.02	200,000.00	200,000.00	186,033.27	200,000.00	200,000.00	.0%
54404400	70650	Lndfl Fees	993,515.83	1,000,000.00	1,000,000.00	1,000,000.00	1,040,000.00	1,030,000.00	3.0%
54404400	70652	Bulk Disp	285,600.55	480,000.00	480,000.00	480,000.00	341,000.00	375,000.00	-21.9%
54404400	70655	Brush Disp	109,334.88	50,000.00	60,329.84	60,329.84	82,000.00	187,500.00	210.8%
54404400	70664	Grs Dispsl	198.62	1,200.00	1,200.00	1,200.00	1,200.00	1,200.00	.0%
54404400	70665	Lf Dispsl	34,253.38	25,000.00	25,000.00	24,999.00	25,000.00	25,000.00	.0%
54404400	70666	SWED Prog	58,940.00	62,000.00	62,000.00	60,708.20	62,000.00	66,000.00	6.5%
54404400	70667	Rcyl Tranf	1,049.56	10,000.00	91,061.77	91,061.77	200,000.00	300,000.00	229.4%
54404400	70690	Purch Serv	78,887.02	155,000.00	155,000.00	75,202.00	121,700.00	145,000.00	-6.5%

160







CITY OF BLOOMINGTON, IL  
 NEXT YEAR / CURRENT YEAR BUDGET ANALYSIS

PROJECTION: 20244 FY 2024 BUDGET MASTER LEVEL 4

ACCOUNTS FOR:

Solid Waste Operations			2022 ACTUAL	2023 ORIG BUD	2023 REVISED BUD	2023 ACTUAL	2023 PROJECTION	2024 ADOPTED	PCT CHANGE
54404400	70702	WC Prem	13,030.62	14,649.13	14,649.13	14,649.13	14,649.13	17,344.70	18.4%
54404400	70703	Liab Prem	16,955.96	19,417.92	19,417.92	19,417.92	19,417.92	28,559.38	47.1%
54404400	70704	Prop In Pr	11,098.98	15,889.33	15,889.33	15,889.33	15,889.33	20,222.68	27.3%
54404400	70712	WC Claim	132,292.67	139,653.57	139,653.57	139,653.57	139,653.57	150,117.15	7.5%
54404400	70713	Liab Claim	12,249.32	9,310.24	9,310.24	9,310.24	9,310.24	10,177.43	9.3%
54404400	70714	Prop Claim	12,249.32	10,474.02	10,474.02	10,474.02	10,474.02	10,177.43	-2.8%
54404400	70720	Ins Admin	16,161.67	15,495.52	15,495.52	15,495.52	15,495.52	16,995.64	9.7%
54404400	71010	Off Supp	116.95	.00	.00	360.00	.00	.00	.0%
54404400	71035	SafeEquip	3,257.77	2,200.00	2,200.00	2,305.04	2,200.00	17,400.00	690.9%
54404400	71070	Fuel	299,205.40	286,160.00	286,160.00	295,978.94	375,000.00	391,821.00	36.9%
54404400	71087	Toters	55,539.00	26,000.00	26,000.00	24,446.00	26,000.00	34,000.00	30.8%
54404400	71190	Other Supp	21,027.74	20,000.00	18,300.00	11,699.34	15,300.00	20,000.00	9.3%
54404400	71190	57200 Other Supp	8,964.26	.00	.00	.00	.00	.00	.0%
54404400	71330	Water	.00	200.00	200.00	.00	200.00	200.00	.0%
54404400	71340	Telecom	4,102.23	6,300.00	6,300.00	1,440.40	1,800.00	6,300.00	.0%
54404400	72130	CO Lcn Veh	359,140.00	.00	.00	.00	.00	.00	.0%
54404400	72140	CO Other	200,882.58	.00	.00	.00	.00	.00	.0%
54404400	72620	OCap Imprv	.00	.00	.00	.00	.00	150,000.00	.0%
54404400	73401	Lease Prin	579,818.70	707,129.72	707,129.72	423,070.02	528,107.68	633,939.14	-10.4%
54404400	73701	Lease Int	33,109.96	40,192.58	40,192.58	18,594.75	22,176.52	27,424.63	-31.8%
54404400	75040	To Normal	63,377.89	81,000.00	81,000.00	.00	81,000.00	81,000.00	.0%
54404400	79196	ContrbttoFB	.00	663,841.07	561,949.46	.00	695,830.61	43,576.54	-92.2%
54404400	89111	To GenAdm	560,655.77	507,806.20	507,806.20	507,806.20	507,806.20	484,349.28	-4.6%
TOTAL Solid Waste Operations			-157,413.11	.00	.00	-168,866.33	.00	.00	.0%
TOTAL REVENUE			-8,119,849.88	-8,194,054.50	-8,194,054.50	-6,671,790.66	-8,429,000.00	-8,563,100.00	.0%
TOTAL EXPENSE			7,962,436.77	8,194,054.50	8,194,054.50	6,502,924.33	8,429,000.00	8,563,100.00	.0%
GRAND TOTAL			-157,413.11	.00	.00	-168,866.33	.00	.00	.0%

161





CITY OF BLOOMINGTON, IL  
 PROJECTION 20245 / BUDGET ENTRY FUTURE YRS REPORT

ORG	OBJECT PROJ	DESC	2025	2026	2027	2028
54404400		Solid Waste Operations				
<a href="#">54404400 40000</a>		Use Fund B	-436,030.28	-728,022.44	-835,973.20	-1,037,138.70
<a href="#">54404400 54321</a>		Bkt Ld Chg	-120,500.00	-120,500.00	-120,500.00	-120,500.00
<a href="#">54404400 54325</a>		Refs Fee	-8,377,500.00	-8,585,062.50	-8,797,814.00	-9,015,884.40
<a href="#">54404400 54400</a>		Rcycl Matl	-10,000.00	-10,000.00	-10,000.00	-10,000.00
<a href="#">54404400 55990</a>		Othr Pnlty	-240,000.00	-240,000.00	-240,000.00	-240,000.00
<a href="#">54404400 56010</a>		Int Income	-9,600.00	-9,600.00	-9,600.00	-9,600.00
<a href="#">54404400 57114</a>		Equip Sale	-8,000.00	-8,000.00	-8,000.00	-8,000.00
<a href="#">54404400 61100</a>		Salary FT	2,367,869.06	2,438,905.13	2,512,072.29	2,587,434.45
<a href="#">54404400 61130</a>		Salary SN	5,232.40	5,389.37	5,551.05	5,717.58
<a href="#">54404400 61150</a>		Salary OT	334,750.00	344,792.50	355,136.28	365,790.36
<a href="#">54404400 62100</a>		Dental Enh	12,839.98	13,225.18	13,621.93	14,030.59
<a href="#">54404400 62110</a>		Group Life	2,244.00	2,244.00	2,244.00	2,244.00
<a href="#">54404400 62111</a>		Enh Vision	2,866.00	2,866.00	2,866.00	2,866.00
<a href="#">54404400 62113</a>		BCBS 60/12	363,201.69	374,097.74	385,320.67	396,880.29
<a href="#">54404400 62114</a>		BCBS HSA	37,200.51	38,316.53	39,466.02	40,650.00
<a href="#">54404400 62115</a>		RHS Contrb	4,500.00	4,500.00	4,500.00	4,500.00
<a href="#">54404400 62116</a>		HSA City	8,600.00	8,600.00	8,600.00	8,600.00
<a href="#">54404400 62120</a>		IMRF	183,467.72	188,971.75	194,640.90	200,480.13
<a href="#">54404400 62130</a>		FICA	160,573.91	165,391.13	170,352.86	175,463.45
<a href="#">54404400 62140</a>		Medicare	37,570.28	38,697.39	39,858.31	41,054.06
<a href="#">54404400 62170</a>		UniformAll	28,800.00	28,800.00	28,800.00	28,800.00
<a href="#">54404400 62990</a>		Othr Ben	10,100.00	10,100.00	10,100.00	10,100.00
<a href="#">54404400 70420</a>		Rentals	6,800.00	6,800.00	6,800.00	6,800.00
<a href="#">54404400 70510</a>		RepMaint B	20,000.00	20,000.00	20,000.00	20,000.00
<a href="#">54404400 70520</a>		RepMaint V	615,425.00	633,887.75	652,904.38	672,491.51
<a href="#">54404400 70632</a>		Pro Develp	2,500.00	2,500.00	2,500.00	2,500.00
<a href="#">54404400 70641</a>		Temp Sv	200,000.00	200,000.00	200,000.00	200,000.00
<a href="#">54404400 70650</a>		Lndfl Fees	1,060,900.00	1,092,727.00	1,125,508.81	1,159,274.07
<a href="#">54404400 70652</a>		Bulk Disp	400,000.00	400,000.00	400,000.00	400,000.00
<a href="#">54404400 70655</a>		Brush Disp	275,000.00	275,000.00	275,000.00	275,000.00
<a href="#">54404400 70664</a>		Grs Dispsl	1,200.00	1,200.00	1,200.00	1,200.00
<a href="#">54404400 70665</a>		Lf Dispsl	25,000.00	25,000.00	25,000.00	25,000.00
<a href="#">54404400 70666</a>		SWEd Prog	68,000.00	70,500.00	72,100.00	74,250.00
<a href="#">54404400 70667</a>		Rcyl Tranf	275,000.00	275,000.00	275,000.00	275,000.00
<a href="#">54404400 70690</a>		Purch Serv	145,000.00	145,000.00	145,000.00	145,000.00
<a href="#">54404400 70702</a>		WC Prem	17,865.04	18,401.00	18,953.03	19,521.62
<a href="#">54404400 70703</a>		Liab Prem	29,416.17	30,298.65	31,207.61	32,143.84
<a href="#">54404400 70704</a>		Prop In Pr	20,829.36	21,454.24	22,097.86	22,760.80
<a href="#">54404400 70712</a>		WC Claim	154,620.67	159,259.29	164,037.06	168,958.18
<a href="#">54404400 70713</a>		Liab Claim	10,482.76	10,797.24	11,121.16	11,454.79
<a href="#">54404400 70714</a>		Prop Claim	10,482.76	10,797.24	11,121.16	11,454.79
<a href="#">54404400 70720</a>		Ins Admin	17,505.51	18,030.67	18,571.59	19,128.74
<a href="#">54404400 71035</a>		SafeEquip	8,200.00	8,200.00	8,200.00	8,200.00
<a href="#">54404400 71070</a>		Fuel	403,575.63	415,682.90	428,153.39	440,997.99
<a href="#">54404400 71087</a>		Toters	37,400.00	41,140.00	45,254.00	49,779.40
<a href="#">54404400 71190</a>		Other Supp	20,000.00	20,000.00	20,000.00	20,000.00
<a href="#">54404400 71330</a>		Water	200.00	200.00	200.00	200.00
<a href="#">54404400 71340</a>		Telecom	6,300.00	6,300.00	6,300.00	6,300.00
<a href="#">54404400 72620</a>		OCap Imprv	.00	.00	.00	.00





CITY OF BLOOMINGTON, IL  
PROJECTION 20245 / BUDGET ENTRY FUTURE YRS REPORT

ORG	OBJECT PROJ	DESC	2025	2026	2027	2028
<a href="#">54404400 73401</a>		Lease Prin	1,156,430.24	1,431,062.00	1,559,099.77	1,786,954.66
<a href="#">54404400 73701</a>		Lease Int	72,796.54	105,418.08	100,524.84	87,631.40
<a href="#">54404400 75040</a>		To Normal	81,000.00	81,000.00	81,000.00	81,000.00
<a href="#">54404400 79196</a>		ContribtoFB	.00	.00	.00	.00
<a href="#">54404400 89111</a>		To GenAdm	499,885.05	510,632.16	521,902.23	533,510.40
	TOTAL Solid Waste Operations		.00	.00	.00	.00
	TOTAL REVENUE		-9,201,630.28	-9,701,184.94	-10,021,887.20	-10,441,123.10
	TOTAL EXPENSE		9,201,630.28	9,701,184.94	10,021,887.20	10,441,123.10
	GRAND TOTAL		.00	.00	.00	.00



# ABRAHAM LINCOLN PARKING FACILITY 5560



## Purpose

The Abraham Lincoln Parking Facility (Lincoln Garage) is located on the southwest corner of the intersection of East Front Street and South East Street (Business 51). The City currently rents approximately 440 spaces monthly, 211 of which are rented to McLean County. The remaining parking spaces are available for hourly parking. The facility is leased by the City from the McLean County Public Building Commission, which owns the facility until 2035. At that time, the property will return to joint ownership by the City of Bloomington and McLean County. As part of the ownership agreement, the City and the County split the bond payment on the facility. All management of the garage is the responsibility of the City of Bloomington. Revenues are collected by the City as part of management operations. If collected fees exceed operational costs, the funds are split between the City and the County. The Abraham Lincoln Garage budget tracks the City's portion of the bond payments, revenues, and operational costs.

## Funding Source & Fee Structure

- Fee-based funding covers operating costs. Shortages or overages are divided or split between the City and County Governments. Capital outlays are included in the budget. Replacement or recovery costs are not part of the budget consideration.
- The Lincoln Garage is the only parking facility in downtown that has an hourly parking rate. The hourly rate Monday through Friday is currently \$1.00 per hour with a maximum of \$10.00 per day. The garage is opened for free general parking on Saturdays, Sundays, and holidays, and after 6 p.m. Monday through Friday.

## FY 2024 Budget & Program Highlights

- Perform routine, general maintenance of the parking garage to ensure safety of parking customers and efficient operations.
- Perform additional drainage and sealant improvements for the parking garage.

## What We Accomplished in FY 2023

- Completed structural, safety, and drainage improvements to the Abraham Lincoln Parking Garage.
- Staff continued to operate the parking garage to provide Downtown residents and facilities a clean and safe place to park their vehicles.

## Budgetary Fund Balance

Abraham Lincoln Parking Garage	FY 2022 (audited)	FY 2023 (Projected)	FY 2024 (Projected)
<b>Budgetary Fund Balance</b>	\$11,542	\$80,159	\$95,879

## Challenges

- Aging Infrastructure – The Lincoln Garage underwent major repairs in 2015. These repairs were only about half of the improvements recommended by the structural design firm that evaluated the facility. Additional structural, sealing, and drainage improvements are still needed.
- Encouraging customers to purchase monthly passes for the parking facilities instead of parking on the street and risk citations continues to be a challenge. This is shown by the large quantity of outstanding citations. Since there doesn't appear to be a consequence for not paying parking citations, customers choose to park in the street and ignore the citations. The T2 Collections agreement may resolve some of these issues.




CITY OF BLOOMINGTON, IL  
 NEXT YEAR / CURRENT YEAR BUDGET ANALYSIS

PROJECTION: 20244 FY 2024 BUDGET MASTER LEVEL 4

ACCOUNTS FOR:

Abraham Lincoln Parking	2022 ACTUAL	2023 ORIG BUD	2023 REVISED BUD	2023 ACTUAL	2023 PROJECTION	2024 ADOPTED	PCT CHANGE
55605600 Abraham Lincoln Parking							
55605600 54510 DPkg Fee	-55,098.96	-70,000.00	-70,000.00	-60,834.05	-70,000.00	-75,000.00	7.1%
55605600 54520 MPkg Fee	-188,748.04	-270,000.00	-270,000.00	-232,096.48	-300,000.00	-300,000.00	11.1%
55605600 56010 Int Income	-125.96	-50.00	-50.00	-6,729.17	-10,000.00	-10,000.00	.0%
55605600 56110 UR GainLs	.00	-35.40	-35.40	.00	.00	.00	-100.0%
55605600 57990 Misc Rev	-50.00	.00	.00	-126.72	-76.72	.00	.0%
55605600 61100 Salary FT	36,664.49	37,124.00	37,124.00	29,405.22	38,261.20	39,520.00	6.5%
55605600 61130 Salary SN	.00	35,000.00	35,000.00	.00	.00	10,240.00	-70.7%
55605600 61150 Salary OT	527.40	5,000.00	5,000.00	.00	.00	7,936.00	58.7%
55605600 62100 Dental Enh	383.24	368.00	368.00	278.22	374.99	388.00	5.4%
55605600 62110 Group Life	67.20	68.00	68.00	50.40	67.20	68.00	.0%
55605600 62111 Enh Vision	100.38	101.00	101.00	75.06	100.08	101.00	.0%
55605600 62113 BCBS 60/12	7,009.55	7,238.00	7,238.00	5,153.94	6,892.84	6,956.00	-3.9%
55605600 62120 IMRF	4,224.33	5,971.00	5,971.00	2,700.47	3,300.87	3,219.00	-46.1%
55605600 62130 FICA	2,166.59	4,628.00	4,628.00	1,712.19	2,204.58	3,515.00	-24.0%
55605600 62140 Medicare	506.69	1,084.00	1,084.00	400.43	515.63	823.00	-24.1%
55605600 62170 UniformAll	450.00	450.00	450.00	500.00	500.00	1,450.00	222.2%
55605600 62330 LIUNA Pen	938.57	936.00	936.00	720.00	936.00	936.00	.0%
55605600 62990 Othr Ben	675.00	600.00	600.00	815.00	1,070.00	1,020.00	70.0%
55605600 70050 Eng Sv	35,100.00	20,000.00	20,000.00	.00	.00	20,000.00	.0%
55605600 70095 CC Fees	3,926.60	2,500.00	2,500.00	3,818.36	2,500.00	3,000.00	20.0%
55605600 70220 Oth PT Sv	20,431.00	40,000.00	40,000.00	28,230.00	40,000.00	50,000.00	25.0%
55605600 70510 RepMaint B	4,490.12	15,000.00	15,000.00	7,076.06	15,000.00	15,000.00	.0%
55605600 70540 RepMt Othr	471.80	10,000.00	10,000.00	3,583.87	10,000.00	10,000.00	.0%
55605600 70690 Purch Serv	12,114.69	10,000.00	10,000.00	8,501.84	10,000.00	10,000.00	.0%
55605600 70702 WC Prem	297.21	483.95	483.95	483.95	483.95	381.05	-21.3%
55605600 70703 Liab Prem	386.74	641.49	641.49	641.49	641.49	627.43	-2.2%
55605600 70704 Prop Prem	253.15	524.92	524.92	524.92	524.92	444.28	-15.4%
55605600 70712 WC Claim	1,943.35	3,002.44	3,002.44	3,002.44	3,002.44	2,155.73	-28.2%
55605600 70713 Liab Claim	179.94	200.16	200.16	200.16	200.16	146.15	-27.0%
55605600 70714 Prop Claim	179.94	225.18	225.18	225.18	225.18	146.15	-35.1%
55605600 70720 Ins Admin	368.63	511.91	511.91	511.91	511.91	373.38	-27.1%
55605600 71017 Postage	324.64	300.00	300.00	348.58	300.00	300.00	.0%
55605600 71030 UniformSup	.00	300.00	300.00	.00	300.00	300.00	.0%
55605600 71080 Maint Supp	1,715.91	3,000.00	3,000.00	1,615.34	3,000.00	3,000.00	.0%
55605600 71080 70000 Maint Supp	16.47	.00	.00	.00	.00	.00	.0%
55605600 71085 Rock Salt	.00	6,000.00	6,000.00	.00	6,000.00	6,000.00	.0%
55605600 71310 Natural Gs	5,299.20	5,000.00	5,000.00	5,784.49	5,000.00	10,000.00	100.0%
55605600 71320 Electricity	41,329.69	50,000.00	50,000.00	49,602.98	50,000.00	60,000.00	20.0%
55605600 71330 Water	2,952.34	2,000.00	2,000.00	2,537.84	2,000.00	5,000.00	150.0%
55605600 71340 Telecom	1,620.40	2,000.00	2,000.00	1,215.11	2,000.00	2,000.00	.0%
55605600 72520 Buildings	.00	600,000.00	642,100.00	642,100.00	642,100.00	1,100,000.00	71.3%

166





CITY OF BLOOMINGTON, IL  
 NEXT YEAR / CURRENT YEAR BUDGET ANALYSIS

PROJECTION: 20244 FY 2024 BUDGET MASTER LEVEL 4

ACCOUNTS FOR:

Abraham Lincoln Parking	2022 ACTUAL	2023 ORIG BUD	2023 REVISED BUD	2023 ACTUAL	2023 PROJECTION	2024 ADOPTED	PCT CHANGE
55605600 79196 ContrbtoFB	.00	.00	.00	.00	68,616.51	15,719.87	.0%
55605600 85100 Fm General	.00	-635,719.34	-677,819.34	-642,100.00	-642,100.00	-1,100,000.00	62.3%
55605600 89111 To GenAdm	23,968.00	20,294.58	20,294.58	20,294.58	20,294.58	9,411.17	-53.6%
<b>TOTAL Abraham Lincoln Parkin</b>	<b>-32,939.70</b>	<b>-85,252.11</b>	<b>-85,252.11</b>	<b>-119,776.39</b>	<b>-85,252.19</b>	<b>-84,822.79</b>	<b>-.5%</b>
55605610 Abraham Lincoln Par Debt Servi							
55605610 73401 Lease Prin	66,585.42	69,163.48	69,163.48	51,625.31	69,163.57	71,413.82	3.3%
55605610 73701 Lease Int	18,666.69	16,088.63	16,088.63	12,313.79	16,088.62	13,408.97	-16.7%
<b>TOTAL Abraham Lincoln Par De</b>	<b>85,252.11</b>	<b>85,252.11</b>	<b>85,252.11</b>	<b>63,939.10</b>	<b>85,252.19</b>	<b>84,822.79</b>	<b>-.5%</b>
<b>TOTAL Abraham Lincoln Parkin</b>	<b>52,312.41</b>	<b>.00</b>	<b>.00</b>	<b>-55,837.29</b>	<b>.00</b>	<b>.00</b>	<b>.0%</b>
<b>TOTAL REVENUE</b>	<b>-244,022.96</b>	<b>-975,804.74</b>	<b>-1,017,904.74</b>	<b>-941,886.42</b>	<b>-1,022,176.72</b>	<b>-1,485,000.00</b>	<b>.0%</b>
<b>TOTAL EXPENSE</b>	<b>296,335.37</b>	<b>975,804.74</b>	<b>1,017,904.74</b>	<b>886,049.13</b>	<b>1,022,176.72</b>	<b>1,485,000.00</b>	<b>.0%</b>
<b>GRAND TOTAL</b>	<b>52,312.41</b>	<b>.00</b>	<b>.00</b>	<b>-55,837.29</b>	<b>.00</b>	<b>.00</b>	<b>.0%</b>





CITY OF BLOOMINGTON, IL  
 PROJECTION 20245 / BUDGET ENTRY FUTURE YRS REPORT

ORG	OBJECT PROJ	DESC	2025	2026	2027	2028
55605600 Abraham Lincoln Parking						
<a href="#">55605600</a>	<a href="#">54510</a>	DPkg Fee	-80,000.00	-82,000.00	-84,000.00	-86,000.00
<a href="#">55605600</a>	<a href="#">54520</a>	MPkg Fee	-300,000.00	-310,000.00	-315,000.00	-320,000.00
<a href="#">55605600</a>	<a href="#">56010</a>	Int Income	-10,000.00	-10,000.00	-10,000.00	-10,000.00
<a href="#">55605600</a>	<a href="#">61100</a>	Salary FT	40,705.60	41,926.77	43,184.57	44,480.11
<a href="#">55605600</a>	<a href="#">61130</a>	Salary SN	10,547.20	10,863.62	11,189.52	11,525.21
<a href="#">55605600</a>	<a href="#">61150</a>	Salary OT	8,174.08	8,419.30	8,671.88	8,932.04
<a href="#">55605600</a>	<a href="#">62100</a>	Dental Enh	399.64	411.63	423.98	436.70
<a href="#">55605600</a>	<a href="#">62110</a>	Group Life	68.00	68.00	68.00	68.00
<a href="#">55605600</a>	<a href="#">62111</a>	Enh Vision	101.00	101.00	101.00	101.00
<a href="#">55605600</a>	<a href="#">62113</a>	BCBS 60/12	7,164.68	7,379.62	7,601.01	7,829.04
<a href="#">55605600</a>	<a href="#">62120</a>	IMRF	3,315.57	3,415.04	3,517.49	3,623.01
<a href="#">55605600</a>	<a href="#">62130</a>	FICA	3,620.45	3,729.06	3,840.94	3,956.16
<a href="#">55605600</a>	<a href="#">62140</a>	Medicare	847.69	873.12	899.31	926.29
<a href="#">55605600</a>	<a href="#">62170</a>	UniformAll	1,450.00	1,450.00	1,450.00	1,450.00
<a href="#">55605600</a>	<a href="#">62330</a>	LIUNA Pen	936.00	936.00	936.00	936.00
<a href="#">55605600</a>	<a href="#">62990</a>	Othr Ben	1,020.00	1,020.00	1,020.00	1,020.00
<a href="#">55605600</a>	<a href="#">70050</a>	Eng Sv	21,000.00	21,630.00	22,279.00	22,947.00
<a href="#">55605600</a>	<a href="#">70095</a>	CC Fees	3,150.00	3,245.00	3,342.00	3,442.00
<a href="#">55605600</a>	<a href="#">70220</a>	Oth PT Sv	52,500.00	54,075.00	55,697.00	57,368.00
<a href="#">55605600</a>	<a href="#">70510</a>	RepMaint B	15,750.00	16,223.00	16,710.00	17,211.00
<a href="#">55605600</a>	<a href="#">70540</a>	RepMt Othr	10,500.00	10,815.00	11,139.00	11,473.00
<a href="#">55605600</a>	<a href="#">70690</a>	Purch Serv	10,500.00	10,815.00	11,139.00	11,473.00
<a href="#">55605600</a>	<a href="#">70702</a>	WC Prem	392.48	404.26	416.38	428.88
<a href="#">55605600</a>	<a href="#">70703</a>	Liab Prem	646.25	665.64	685.61	706.18
<a href="#">55605600</a>	<a href="#">70704</a>	Prop Prem	457.61	471.33	485.47	500.04
<a href="#">55605600</a>	<a href="#">70712</a>	WC Claim	2,220.40	2,287.01	2,355.62	2,426.29
<a href="#">55605600</a>	<a href="#">70713</a>	Liab Claim	150.54	155.05	159.70	164.49
<a href="#">55605600</a>	<a href="#">70714</a>	Prop Claim	150.54	155.05	159.70	164.49
<a href="#">55605600</a>	<a href="#">70720</a>	Ins Admin	384.58	396.12	408.00	420.24
<a href="#">55605600</a>	<a href="#">71017</a>	Postage	315.00	324.00	334.00	344.00
<a href="#">55605600</a>	<a href="#">71030</a>	UniformSup	315.00	324.00	334.00	344.00
<a href="#">55605600</a>	<a href="#">71080</a>	Maint Supp	3,150.00	3,245.00	3,342.00	3,442.00
<a href="#">55605600</a>	<a href="#">71085</a>	Rock Salt	6,300.00	6,489.00	6,684.00	6,885.00
<a href="#">55605600</a>	<a href="#">71310</a>	Natural Gs	10,500.00	10,815.00	11,139.00	11,473.00
<a href="#">55605600</a>	<a href="#">71320</a>	Electricity	63,000.00	64,890.00	66,837.00	68,842.00
<a href="#">55605600</a>	<a href="#">71330</a>	Water	5,250.00	5,408.00	5,570.00	5,737.00
<a href="#">55605600</a>	<a href="#">71340</a>	Telecom	2,100.00	2,163.00	2,228.00	2,295.00
<a href="#">55605600</a>	<a href="#">72520</a>	Buildings	.00	250,000.00	.00	.00
<a href="#">55605600</a>	<a href="#">79196</a>	ContrbtoFB	9,002.51	12,205.41	33,493.81	35,832.77
<a href="#">55605600</a>	<a href="#">85100</a>	Fm General	.00	-250,000.00	.00	.00
<a href="#">55605600</a>	<a href="#">89111</a>	To GenAdm	9,693.50	9,984.31	10,283.84	10,592.35
TOTAL Abraham Lincoln Parking			-84,221.68	-84,221.66	-60,874.17	-56,204.71
55605610 Abraham Lincoln Parking						
<a href="#">55605610</a>	<a href="#">73401</a>	Lease Prin	73,570.81	76,432.82	55,821.69	53,481.50
<a href="#">55605610</a>	<a href="#">73701</a>	Lease Int	10,650.87	7,788.84	5,052.48	2,723.21

168







CITY OF BLOOMINGTON, IL  
PROJECTION 20245 / BUDGET ENTRY FUTURE YRS REPORT

ORG	OBJECT PROJ	DESC	2025	2026	2027	2028
TOTAL	Abraham Lincoln	Parking	84,221.68	84,221.66	60,874.17	56,204.71
TOTAL	REVENUE		-390,000.00	-652,000.00	-409,000.00	-416,000.00
TOTAL	EXPENSE		390,000.00	652,000.00	409,000.00	416,000.00
GRAND	TOTAL		.00	.00	.00	.00



# GOLF OPERATIONS 5640



## Purpose

The City of Bloomington operates three 18-hole golf courses as part of the Parks and Recreation. The courses serve to meet the golfing demand of the residents of our community, but also reach out to many golfers from outside of McLean County, with golfers coming from other parts of the state and even from other states to enjoy our courses.

Highland Park Golf Course was the city's first golf course, built in the 1920's. The course features tree-lined fairways and a park-like setting. It is a favorite course for the junior and senior golfers of our community and is rated a three and a half star (out of five stars) golf course by Golf Digest.

Prairie Vista Golf Course opened in 1991 and is noted for its unique blend of playability and challenge. It is rated as a four-star golf course by Golf Digest putting it in the top 15% of all courses nationwide. Prairie Vista is the annual host of the Illinois High School Association Golf State Finals.

The Den at Fox Creek Golf Course was built in 1997 by renowned golfer and course architect, Arnold Palmer. This links-style course attracts golfers from across the Midwest with its fine layout and course conditions. It is rated as a prestigious four-and-a-half-star golf course by Golf Digest putting it in the top 5% of all courses nationwide. More than 50% of the golfers that play at The Den are from outside McLean County. The Den also serves as an annual host of the Illinois High School Association State Finals.

## Authorization

The City of Bloomington Parks & Recreation Department and its related activities have been codified in Chapter 19 & Chapter 31 of the City Code.

## FY 2024 Budget & Program Highlights

- Continue to provide quality golf experiences with available resources.
- Create new forms of revenue through the utilization of staff talents and resources.

## What We Accomplished in FY 2023

- Continued strong numbers in rounds of golf with play up 2% and revenues strong up 12% over FY2022.
- The Den at Fox Creek was able to continue successfully renovating its' sand traps which will increase the quality of the course by reducing the amount of staff time that is necessary to repair them after heavy rains. All work is done in house.
- Prairie Vista renovated hole #5 which will both increase playability and reduce maintenance resources used. All work done in house.
- Maintained excellent course conditions with a limited seasonal labor maintenance staff force.

## Budgetary Fund Balance

Golf Courses	FY 2022 (audited)	FY 2023 (Projected)	FY 2024 (Projected)
<b>Budgetary Fund Balance</b>	\$196,068	\$196,068	\$196,068

## Challenges

- Finding a seasonal laborer work force to maintain the courses proved to be one of the largest challenges. Increased play on the course, while always a positive, makes maintaining the course with a limited crew even more challenging.
- Mounting deferred capital projects will begin to lead to increased maintenance cost and a decrease in staff efficiency.

## Fun Facts

The Golf Operations staff includes a Superintendent of Golf, two Clubhouse Managers, three Greenskeepers, one Assistant Greenskeeper and approximately 60 seasonal employees.

The courses are one of the finer collections of municipal courses in all of Illinois with three well maintained and unique layouts. The courses host a variety of prestigious events run by the Chicago District Golf Association and the United States Golf Association. Most notably, Prairie Vista Golf Course and The Den at Fox Creek Golf Course serve as home of the Illinois High School Association State Golf Finals.

## What Else Do We Do?

The golf courses offer quality, affordable recreation and contribute to the community's effort to be a family friendly, beautiful city that provides choices for recreation. The golf courses also perform the following functions:

- Attract future generations by making golf affordable and accessible for junior golfers - often free of charge
- Provide visually appealing open green space that benefits our environment
- Serve as host courses for eight area high school golf teams
- Provide meeting room space for city functions, school organizations, special gatherings, and election sites
- Provide a sledding hill that allow families to enjoy time together in an area that is primarily void of sledding opportunities
- Provide fundraising opportunities for local charities and organizations through quality golf outings
- Promote local tourism by offering quality golf courses at reasonable prices
- Offer indoor golf simulators which allows our community to continue to enjoy the game during the colder winter months while also providing the course with an alternative revenue stream.



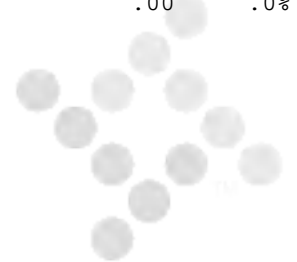
CITY OF BLOOMINGTON, IL  
 NEXT YEAR / CURRENT YEAR BUDGET ANALYSIS

PROJECTION: 20244 FY 2024 BUDGET MASTER LEVEL 4

ACCOUNTS FOR:

Golf Operations -- Highland			2022	2023	2023	2023	2023	2024	PCT
			ACTUAL	ORIG BUD	REVISED BUD	ACTUAL	PROJECTION	ADOPTED	CHANGE
56406400	40000	Use Fund B	.00	.00	.00	.00	.00	.00	.0%
56406400	54430	Fac Rntl	.00	-50.00	-50.00	.00	.00	.00	-100.0%
56406400	54810	Daily Golf	-174,572.45	-220,000.00	-220,000.00	-204,294.39	-200,000.00	-220,000.00	.0%
56406400	54820	Glfdisc Bk	-3,565.00	-5,000.00	-5,000.00	-1,125.00	-5,000.00	-5,000.00	.0%
56406400	54830	Seasn Golf	-14,290.00	-30,000.00	-30,000.00	-9,964.00	-20,000.00	-25,000.00	-16.7%
56406400	54835	CtyGolf Ps	-2,500.00	.00	.00	-1,550.00	-1,550.00	.00	.0%
56406400	54850	Cart Rent	-138,507.00	-155,000.00	-155,000.00	-150,397.00	-150,000.00	-167,000.00	7.7%
56406400	56010	Int Income	-2,095.93	-10,000.00	-10,000.00	-9,463.16	-10,000.00	-10,000.00	.0%
56406400	56110	UR GainLs	.00	-1,962.20	-1,962.20	.00	-1,962.20	-1,962.20	.0%
56406400	57010	Food Sale	-5,238.34	-12,000.00	-12,000.00	-7,574.60	-10,000.00	-12,000.00	.0%
56406400	57020	Bev Sale	-20,796.84	-25,000.00	-25,000.00	-23,340.14	-25,000.00	-26,000.00	4.0%
56406400	57030	SftDk Sale	-8,314.00	-14,000.00	-14,000.00	-9,944.20	-10,000.00	-14,000.00	.0%
56406400	57040	Pro Shop	-15,405.11	-28,000.00	-28,000.00	-13,030.71	-18,000.00	-22,000.00	-21.4%
56406400	57050	Tx on Sale	-28.00	-80.00	-80.00	-44.00	-80.00	-80.00	.0%
56406400	57114	Equip Sale	.00	-300.00	-300.00	.00	-300.00	-300.00	.0%
56406400	57420	PropDamClm	.00	.00	.00	-2,685.00	.00	.00	.0%
56406400	57985	Cash StOvr	-307.70	-100.00	-100.00	144.51	-100.00	-100.00	.0%
56406400	57990	Misc Rev	-4,315.90	-10,000.00	-10,000.00	-7,486.66	-5,000.00	-10,000.00	.0%
56406400	61100	Salary FT	80,322.00	80,663.00	80,663.00	65,022.66	83,542.65	86,008.00	6.6%
56406400	61110	Salary PT	.00	.00	.00	.00	.00	.00	.0%
56406400	61130	Salary SN	94,834.19	143,123.00	143,123.00	103,370.25	120,433.25	158,000.00	10.4%
56406400	61150	Salary OT	12,950.21	13,500.00	13,500.00	14,978.33	17,135.72	13,500.00	.0%
56406400	61180	Instruct	.00	.00	.00	.00	.00	.00	.0%
56406400	61190	Othr Salry	.00	.00	.00	750.00	750.00	.00	.0%
56406400	62100	Dental Enh	375.63	368.00	368.00	278.22	374.99	388.00	5.4%
56406400	62101	Dental Ins	.00	.00	.00	.00	.00	.00	.0%
56406400	62102	Vision Ins	.00	.00	.00	.00	.00	.00	.0%
56406400	62104	BCBS 400	.00	.00	.00	.00	.00	.00	.0%
56406400	62106	HAMP-HMO	.00	.00	.00	.00	.00	.00	.0%
56406400	62108	ENHBCBSPPO	.00	.00	.00	.00	.00	.00	.0%
56406400	62110	Group Life	65.51	68.00	68.00	50.40	67.20	68.00	.0%
56406400	62111	Enh Vision	98.31	101.00	101.00	75.06	100.08	101.00	.0%
56406400	62113	BCBS 60/12	13,651.00	14,403.00	14,403.00	10,256.22	13,716.64	13,842.00	-3.9%
56406400	62115	RHS Contrb	1,251.43	1,500.00	1,500.00	782.91	1,565.91	1,500.00	.0%
56406400	62120	IMRF	11,362.00	12,373.00	12,373.00	8,783.77	10,874.17	11,019.00	-10.9%
56406400	62125	OPEB EXP	.00	.00	.00	.00	.00	.00	.0%
56406400	62126	OTRGW EXP	.00	.00	.00	.00	.00	.00	.0%
56406400	62130	FICA	11,307.35	14,442.00	14,442.00	11,058.23	13,465.51	17,257.00	19.5%
56406400	62140	Medicare	2,644.40	3,380.00	3,380.00	2,586.25	3,242.48	4,037.00	19.4%
56406400	62150	UnEmpl Ins	.00	.00	.00	.00	.00	.00	.0%
56406400	62170	UniformAll	900.00	900.00	900.00	900.00	900.00	900.00	.0%
56406400	62190	Uniforms	.00	.00	.00	.00	.00	.00	.0%
56406400	62191	Prot Wear	.00	.00	.00	.00	.00	.00	.0%

172



CITY OF BLOOMINGTON, IL  
 NEXT YEAR / CURRENT YEAR BUDGET ANALYSIS

PROJECTION: 20244 FY 2024 BUDGET MASTER LEVEL 4

ACCOUNTS FOR:

Golf Operations -- Highland			2022	2023	2023	2023	2023	2024	PCT
			ACTUAL	ORIG BUD	REVISED BUD	ACTUAL	PROJECTION	ADOPTED	CHANGE
56406400	62330	LIUNA Pen	.00	.00	.00	.00	.00	.00	.0%
56406400	62990	Othr Ben	30.00	.00	.00	20.00	30.00	.00	.0%
56406400	70050	Eng Sv	.00	.00	.00	.00	.00	.00	.0%
56406400	70095	CC Fees	8,917.07	11,000.00	11,000.00	10,752.23	10,000.00	11,000.00	.0%
56406400	70220	Oth PT Sv	.00	.00	.00	.00	.00	.00	.0%
56406400	70420	Rentals	3,702.76	5,000.00	5,000.00	276.00	750.00	5,000.00	.0%
56406400	70420	70000 Rentals	.00	.00	.00	.00	.00	.00	.0%
56406400	70430	MFD Lease	554.15	450.00	450.00	325.53	500.00	500.00	11.1%
56406400	70510	RepMaint B	1,552.22	3,000.00	3,000.00	2,033.55	3,000.00	3,000.00	.0%
56406400	70510	70000 RepMaint B	.00	.00	.00	.00	.00	.00	.0%
56406400	70520	RepMaint V	.00	2,300.00	2,300.00	.00	.00	.00	-100.0%
56406400	70530	RepMaint O	5,783.32	5,000.00	5,000.00	5,783.32	5,800.00	5,800.00	16.0%
56406400	70540	RepMt Othr	2,201.25	2,500.00	2,500.00	720.88	2,200.00	2,500.00	.0%
56406400	70542	RepMaintNF	30,819.01	28,000.00	28,000.00	20,237.66	28,000.00	32,000.00	14.3%
56406400	70590	Oth Repair	46,827.57	58,000.00	58,000.00	38,082.66	48,000.00	58,000.00	.0%
56406400	70610	Advertise	1,670.00	2,000.00	2,000.00	2,691.48	2,500.00	2,500.00	25.0%
56406400	70611	PrintBind	.00	.00	.00	.00	.00	.00	.0%
56406400	70631	Dues	613.50	1,000.00	1,000.00	890.00	800.00	800.00	-20.0%
56406400	70632	Pro Develop	.00	.00	.00	.00	.00	.00	.0%
56406400	70660	Armordr Car	.00	.00	.00	.00	.00	.00	.0%
56406400	70690	Purch Serv	.00	.00	.00	.00	.00	.00	.0%
56406400	70702	WC Prem	1,140.31	1,393.01	1,393.01	1,393.01	1,393.01	1,664.54	19.5%
56406400	70703	Liab Prem	1,483.81	1,846.49	1,846.49	1,846.49	1,846.49	2,740.79	48.4%
56406400	70704	Prop In Pr	971.27	1,510.95	1,510.95	1,510.95	1,510.95	1,940.73	28.4%
56406400	70711	WC Prem Pr	.00	.00	.00	.00	.00	.00	.0%
56406400	70712	WC Claim	7,783.31	8,864.11	8,864.11	8,864.11	8,864.11	9,778.20	10.3%
56406400	70713	Liab Claim	720.68	590.94	590.94	590.94	590.94	662.93	12.2%
56406400	70714	Prop Claim	720.68	664.81	664.81	664.81	664.81	662.93	-3.3%
56406400	70715	Veh Claim	.00	.00	.00	.00	.00	.00	.0%
56406400	70720	Ins Admin	1,414.30	1,473.50	1,473.50	1,473.50	1,473.50	1,631.04	10.7%
56406400	70725	LssCtl Sv	.00	.00	.00	.00	.00	.00	.0%
56406400	70790	Othr Ins	.00	.00	.00	.00	.00	.00	.0%
56406400	71010	Off Supp	63.95	100.00	100.00	.00	25.00	50.00	-50.0%
56406400	71010	70000 Off Supp	.00	.00	.00	.00	.00	.00	.0%
56406400	71017	Postage	.00	.00	.00	.00	.00	.00	.0%
56406400	71024	Janit Supp	.00	750.00	750.00	755.57	1,000.00	1,000.00	33.3%
56406400	71024	70000 Janit Supp	.00	.00	.00	.00	.00	.00	.0%
56406400	71030	UniformSup	.00	100.00	100.00	189.28	200.00	140.00	40.0%
56406400	71060	Food	.00	.00	.00	.00	.00	.00	.0%
56406400	71070	Fuel	14,406.80	8,760.00	8,760.00	9,465.48	10,000.00	11,790.00	34.6%
56406400	71190	Other Supp	5,701.45	7,500.00	7,500.00	10,312.91	8,000.00	7,500.00	.0%
56406400	71190	70000 Other Supp	.00	.00	.00	.00	.00	.00	.0%
56406400	71310	Natural Gs	4,476.41	3,000.00	3,000.00	3,367.45	3,000.00	4,500.00	50.0%
56406400	71320	Electricity	16,481.09	17,000.00	17,000.00	16,479.39	17,000.00	23,800.00	40.0%





CITY OF BLOOMINGTON, IL  
 NEXT YEAR / CURRENT YEAR BUDGET ANALYSIS

PROJECTION: 20244 FY 2024 BUDGET MASTER LEVEL 4

ACCOUNTS FOR:

Golf Operations -- Highland			2022 ACTUAL	2023 ORIG BUD	2023 REVISED BUD	2023 ACTUAL	2023 PROJECTION	2024 ADOPTED	PCT CHANGE
56406400	71330	Water	40,053.26	50,000.00	50,000.00	54,131.45	53,000.00	60,000.00	20.0%
56406400	71340	Telecom	9,973.36	10,000.00	10,000.00	5,494.52	10,000.00	10,000.00	.0%
56406400	71750	Beverages	7,616.51	7,000.00	7,000.00	7,741.43	8,000.00	8,000.00	14.3%
56406400	71760	Sft Drinks	5,147.10	5,700.00	5,700.00	4,017.48	5,500.00	5,500.00	-3.5%
56406400	71770	Snack Shop	5,245.74	8,000.00	8,000.00	4,745.87	6,000.00	6,500.00	-18.8%
56406400	71780	Pro Shop	2,128.76	11,000.00	11,000.00	171.45	7,000.00	8,000.00	-27.3%
56406400	71990	Unfund Ops	.00	.00	.00	.00	.00	.00	.0%
56406400	72140	CO Other	.00	.00	.00	106,511.72	106,511.72	.00	.0%
56406400	72520	Buildings	.00	.00	.00	.00	.00	650,000.00	.0%
56406400	72570	Park Const	.00	.00	.00	.00	.00	.00	.0%
56406400	72620	OCap Imprv	.00	.00	.00	.00	.00	.00	.0%
56406400	72900	UnfndCapAd	.00	.00	.00	.00	.00	.00	.0%
56406400	73401	Lease Prin	14,076.64	14,557.92	14,557.92	11,335.26	14,557.92	11,092.95	-23.8%
56406400	73701	Lease Int	1,218.72	737.42	737.42	623.33	737.42	264.81	-64.1%
56406400	79196	ContribtoFB	.00	.00	.00	.00	.00	.00	.0%
56406400	79997	PCHOLDING	.00	.00	.00	.00	.00	.00	.0%
56406400	85100	Fm General	.00	.00	.00	.00	-106,511.72	.00	.0%
56406400	89111	To GenAdm	36,271.93	30,553.60	30,553.60	30,553.60	30,553.60	25,389.55	-16.9%
TOTAL Golf Operations -- Hig			119,592.69	82,681.55	82,681.55	142,191.26	101,674.15	766,886.27	827.5%
TOTAL REVENUE			-389,936.27	-511,492.20	-511,492.20	-440,754.35	-563,503.92	-513,442.20	.4%
TOTAL EXPENSE			509,528.96	594,173.75	594,173.75	582,945.61	665,178.07	1,280,328.47	115.5%
GRAND TOTAL			119,592.69	82,681.55	82,681.55	142,191.26	101,674.15	766,886.27	827.5%

174





CITY OF BLOOMINGTON, IL  
 PROJECTION 20245 / BUDGET ENTRY FUTURE YRS REPORT

ORG	OBJECT PROJ	DESC	2025	2026	2027	2028
56406400 Highland Park Golf Course						
56406400	54810	Daily Golf	-220,000.00	-220,000.00	-225,000.00	-225,000.00
56406400	54820	Glfdisc Bk	-5,000.00	-5,000.00	-7,000.00	-7,000.00
56406400	54830	Seasn Golf	-25,000.00	-25,000.00	-25,000.00	-25,000.00
56406400	54850	Cart Rent	-160,000.00	-160,000.00	-165,000.00	-165,000.00
56406400	56010	Int Income	-10,000.00	-10,000.00	-10,000.00	-10,000.00
56406400	56110	UR GainLs	-1,962.20	-1,962.20	-1,962.20	-1,962.20
56406400	57010	Food Sale	-12,000.00	-12,000.00	-13,000.00	-13,000.00
56406400	57020	Bev Sale	-26,000.00	-26,000.00	-28,000.00	-28,000.00
56406400	57030	SftDk Sale	-14,000.00	-14,000.00	-15,000.00	-15,000.00
56406400	57040	Pro Shop	-22,000.00	-22,000.00	-22,000.00	-22,000.00
56406400	57050	Tx on Sale	-80.00	-80.00	-80.00	-80.00
56406400	57114	Equip Sale	-300.00	-300.00	-300.00	-300.00
56406400	57985	Cash StOvr	-100.00	-100.00	-100.00	-100.00
56406400	57990	Misc Rev	-10,000.00	-10,000.00	-10,000.00	-10,000.00
56406400	61100	Salary FT	88,588.24	91,245.89	93,983.26	96,802.76
56406400	61130	Salary SN	162,740.00	167,622.20	172,650.87	177,830.39
56406400	61150	Salary OT	13,905.00	14,322.15	14,751.81	15,194.37
56406400	62100	Dental Enh	399.64	411.63	423.98	436.70
56406400	62110	Group Life	68.00	68.00	68.00	68.00
56406400	62111	Enh Vision	101.00	101.00	101.00	101.00
56406400	62113	BCBS 60/12	13,842.00	13,842.00	13,842.00	13,842.00
56406400	62115	RHS Contrb	1,500.00	1,500.00	1,500.00	1,500.00
56406400	62120	IMRF	11,349.57	11,690.06	12,040.76	12,401.98
56406400	62130	FICA	17,774.71	18,307.95	18,857.19	19,422.91
56406400	62140	Medicare	4,158.11	4,282.85	4,411.34	4,543.68
56406400	62170	UniformAll	900.00	900.00	900.00	900.00
56406400	70095	CC Fees	11,000.00	11,000.00	11,000.00	11,000.00
56406400	70420	Rentals	5,000.00	1,000.00	1,000.00	1,000.00
56406400	70430	MFD Lease	500.00	500.00	500.00	500.00
56406400	70510	RepMaint B	3,000.00	3,000.00	3,000.00	3,000.00
56406400	70530	RepMaint O	5,800.00	5,800.00	5,800.00	5,800.00
56406400	70540	RepMt Othr	2,500.00	2,500.00	2,500.00	2,500.00
56406400	70542	RepMaintNF	32,000.00	32,000.00	32,000.00	32,000.00
56406400	70590	Oth Repair	58,000.00	58,000.00	58,000.00	58,000.00
56406400	70610	Advertise	2,500.00	2,500.00	2,500.00	2,500.00
56406400	70631	Dues	800.00	800.00	800.00	800.00
56406400	70702	WC Prem	1,714.47	1,765.91	1,818.88	1,873.45
56406400	70703	Liab Prem	2,823.01	2,907.70	2,994.93	3,084.78
56406400	70704	Prop In Pr	1,998.95	2,058.92	2,120.69	2,184.31
56406400	70712	WC Claim	10,071.55	10,373.69	10,684.91	11,005.45
56406400	70713	Liab Claim	682.82	703.30	724.40	746.13
56406400	70714	Prop Claim	682.82	703.30	724.40	746.13
56406400	70720	Ins Admin	1,679.97	1,730.37	1,782.28	1,835.75
56406400	71010	Off Supp	50.00	50.00	50.00	50.00
56406400	71024	Janit Supp	1,000.00	1,000.00	1,000.00	1,000.00
56406400	71030	UniformSup	140.00	140.00	140.00	140.00
56406400	71070	Fuel	12,143.70	12,508.01	12,883.25	13,269.75
56406400	71190	Other Supp	7,500.00	7,500.00	7,500.00	7,500.00
56406400	71310	Natural Gs	4,500.00	4,500.00	4,500.00	4,500.00



175



CITY OF BLOOMINGTON, IL  
PROJECTION 20245 / BUDGET ENTRY FUTURE YRS REPORT

ORG	OBJECT PROJ	DESC	2025	2026	2027	2028
<a href="#">56406400 71320</a>		Electricity	23,800.00	23,800.00	23,800.00	23,800.00
<a href="#">56406400 71330</a>		Water	60,000.00	60,000.00	60,000.00	60,000.00
<a href="#">56406400 71340</a>		Telecom	10,000.00	10,000.00	10,000.00	10,000.00
<a href="#">56406400 71750</a>		Beverages	8,000.00	8,000.00	8,000.00	8,000.00
<a href="#">56406400 71760</a>		Sft Drinks	5,500.00	5,500.00	5,500.00	5,500.00
<a href="#">56406400 71770</a>		Snack Shop	6,500.00	6,500.00	6,500.00	6,500.00
<a href="#">56406400 71780</a>		Pro Shop	8,000.00	8,000.00	8,000.00	8,000.00
<a href="#">56406400 72140</a>		CO Other	.00	50,000.00	50,000.00	200,000.00
<a href="#">56406400 72520</a>		Buildings	.00	.00	.00	.00
<a href="#">56406400 72620</a>		OCap Imprv	.00	1,600,000.00	.00	.00
<a href="#">56406400 73401</a>		Lease Prin	4,816.67	.00	.00	.00
<a href="#">56406400 73701</a>		Lease Int	54.23	.00	.00	.00
<a href="#">56406400 89111</a>		To GenAdm	26,151.24	26,935.78	27,743.85	28,576.17
	TOTAL Highland Park Golf Course		127,793.50	1,779,628.51	174,655.60	336,013.51
	TOTAL REVENUE		-506,442.20	-506,442.20	-522,442.20	-522,442.20
	TOTAL EXPENSE		634,235.70	2,286,070.71	697,097.80	858,455.71
	GRAND TOTAL		127,793.50	1,779,628.51	174,655.60	336,013.51







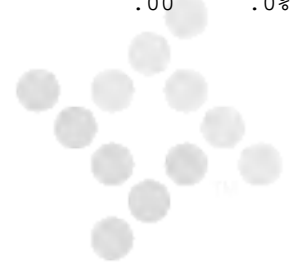
CITY OF BLOOMINGTON, IL  
 NEXT YEAR / CURRENT YEAR BUDGET ANALYSIS

PROJECTION: 20244 FY 2024 BUDGET MASTER LEVEL 4

ACCOUNTS FOR:

Golf Operations -- Prairie V			2022	2023	2023	2023	2023	2024	PCT
			ACTUAL	ORIG BUD	REVISED BUD	ACTUAL	PROJECTION	ADOPTED	CHANGE
56406410	40000	Use Fund B	.00	.00	.00	.00	.00	.00	.0%
56406410	54430	Fac Rntl	.00	-250.00	-250.00	.00	-250.00	-250.00	.0%
56406410	54810	Daily Golf	-396,352.74	-430,000.00	-430,000.00	-403,120.38	-415,000.00	-430,000.00	.0%
56406410	54820	Glfdisc Bk	-15,567.00	-28,000.00	-28,000.00	-15,025.00	-25,000.00	-28,000.00	.0%
56406410	54830	Seasn Golf	-17,535.00	-17,000.00	-17,000.00	-7,029.00	-19,000.00	-19,000.00	11.8%
56406410	54835	CtyGolf Ps	-49,910.00	-55,000.00	-55,000.00	-25,250.00	-55,000.00	-55,000.00	.0%
56406410	54840	Drvg Range	-25,708.00	-30,000.00	-30,000.00	-20,497.36	-30,000.00	-32,000.00	6.7%
56406410	54850	Cart Rent	-203,540.00	-215,000.00	-215,000.00	-199,023.00	-215,000.00	-225,000.00	4.7%
56406410	54860	Glfc Lesson	-120.00	-2,000.00	-2,000.00	.00	.00	.00	-100.0%
56406410	56010	Int Income	.00	.00	.00	.00	.00	.00	.0%
56406410	57010	Food Sale	-21,860.69	-35,000.00	-35,000.00	-30,718.36	-30,000.00	-35,000.00	.0%
56406410	57020	Bev Sale	-39,135.01	-43,000.00	-43,000.00	-40,413.98	-43,000.00	-45,000.00	4.7%
56406410	57030	SftDk Sale	-16,522.27	-25,000.00	-25,000.00	-19,866.45	-25,000.00	-25,000.00	.0%
56406410	57040	Pro Shop	-90,782.97	-75,000.00	-75,000.00	-75,599.03	-90,000.00	-95,000.00	26.7%
56406410	57050	Tx on Sale	-114.00	-200.00	-200.00	-139.00	-200.00	-200.00	.0%
56406410	57114	Equip Sale	.00	-55.00	-55.00	.00	-55.00	-55.00	.0%
56406410	57985	Cash StOvr	-628.73	-250.00	-250.00	-131.98	-250.00	-250.00	.0%
56406410	57990	Misc Rev	-4,900.50	-30,000.00	-30,000.00	-9,651.80	-10,000.00	-30,000.00	.0%
56406410	61100	Salary FT	130,790.26	132,033.00	132,033.00	103,956.95	134,992.58	140,056.00	6.1%
56406410	61110	Salary PT	.00	.00	.00	.00	.00	.00	.0%
56406410	61130	Salary SN	156,383.27	157,080.00	157,080.00	153,287.27	168,680.77	176,000.00	12.0%
56406410	61150	Salary OT	9,927.13	13,000.00	13,000.00	11,049.46	12,694.59	13,000.00	.0%
56406410	61180	Instruct	.00	.00	.00	.00	.00	.00	.0%
56406410	61190	Othr Salry	.00	.00	.00	750.00	750.00	.00	.0%
56406410	62100	Dental Enh	641.52	551.00	551.00	556.44	749.98	776.00	40.8%
56406410	62101	Dental Ins	.00	.00	.00	.00	.00	.00	.0%
56406410	62102	Vision Ins	.00	.00	.00	.00	.00	.00	.0%
56406410	62104	BCBS 400	.00	.00	.00	.00	.00	.00	.0%
56406410	62106	HAMP-HMO	.00	.00	.00	.00	.00	.00	.0%
56406410	62108	ENHBCBSPPO	.00	.00	.00	.00	.00	.00	.0%
56406410	62110	Group Life	134.40	136.00	136.00	100.80	134.40	136.00	.0%
56406410	62111	Enh Vision	99.96	101.00	101.00	87.57	100.08	101.00	.0%
56406410	62113	BCBS 60/12	13,889.01	14,403.00	14,403.00	10,256.22	13,716.64	13,842.00	-3.9%
56406410	62114	BCBS HSA	8,527.72	6,138.00	6,138.00	9,277.02	12,407.06	12,521.00	104.0%
56406410	62115	RHS Contrb	333.76	500.00	500.00	.00	.00	.00	-100.0%
56406410	62116	HSA City	1,900.00	1,900.00	1,900.00	.00	1,900.00	1,900.00	.0%
56406410	62120	IMRF	23,001.71	18,590.00	18,590.00	15,822.07	21,828.99	14,176.00	-23.7%
56406410	62130	FICA	17,883.93	18,325.00	18,325.00	16,122.41	20,532.62	19,861.00	8.4%
56406410	62140	Medicare	4,182.38	4,287.00	4,287.00	3,770.56	4,703.38	4,646.00	8.4%
56406410	62150	UnEmpl Ins	576.00	.00	.00	2,304.00	2,304.00	.00	.0%
56406410	62170	UniformAll	900.00	900.00	900.00	900.00	900.00	900.00	.0%
56406410	62190	Uniforms	.00	.00	.00	.00	.00	.00	.0%
56406410	62191	Prot Wear	.00	.00	.00	.00	.00	.00	.0%

177





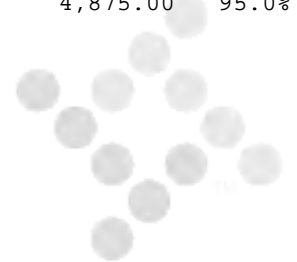
CITY OF BLOOMINGTON, IL  
 NEXT YEAR / CURRENT YEAR BUDGET ANALYSIS

PROJECTION: 20244 FY 2024 BUDGET MASTER LEVEL 4

ACCOUNTS FOR:

Golf Operations -- Prairie V			2022	2023	2023	2023	2023	2024	PCT
			ACTUAL	ORIG BUD	REVISED BUD	ACTUAL	PROJECTION	ADOPTED	CHANGE
56406410	62330	LIUNA Pen	.00	.00	.00	.00	.00	.00	.0%
56406410	62990	Othr Ben	.00	.00	.00	.00	.00	.00	.0%
56406410	70095	CC Fees	20,137.61	20,500.00	20,500.00	20,647.31	20,500.00	20,500.00	.0%
56406410	70220	Oth PT Sv	.00	.00	.00	.00	.00	.00	.0%
56406410	70420	Rentals	702.76	750.00	750.00	1,026.00	1,500.00	750.00	.0%
56406410	70430	MFD Lease	632.26	500.00	500.00	376.75	550.00	550.00	10.0%
56406410	70510	RepMaint B	3,339.78	4,000.00	4,000.00	7,798.65	69,100.00	4,000.00	.0%
56406410	70510	70000 RepMaint B	.00	.00	.00	.00	.00	.00	.0%
56406410	70520	RepMaint V	663.35	1,400.00	1,400.00	242.74	.00	.00	-100.0%
56406410	70530	RepMaint O	5,783.34	6,425.00	6,425.00	5,783.34	5,800.00	6,500.00	1.2%
56406410	70540	RepMt Othr	3,377.10	3,200.00	3,200.00	3,230.64	2,500.00	3,200.00	.0%
56406410	70542	RepMaintNF	36,677.21	38,000.00	38,000.00	34,867.27	38,000.00	40,000.00	5.3%
56406410	70590	Oth Repair	73,269.25	95,000.00	95,000.00	69,786.49	90,000.00	100,000.00	5.3%
56406410	70610	Advertise	2,662.04	5,500.00	5,500.00	3,861.98	5,000.00	5,500.00	.0%
56406410	70611	PrintBind	.00	.00	.00	.00	.00	.00	.0%
56406410	70630	Travel	.00	.00	.00	.00	.00	.00	.0%
56406410	70631	Dues	613.50	1,400.00	1,400.00	1,140.00	1,400.00	1,400.00	.0%
56406410	70632	Pro Develp	.00	125.00	125.00	.00	.00	125.00	.0%
56406410	70660	Armord Car	.00	.00	.00	.00	.00	.00	.0%
56406410	70690	Purch Serv	.00	.00	.00	.00	.00	.00	.0%
56406410	70702	WC Prem	1,564.20	1,800.80	1,800.80	1,800.80	1,800.80	1,996.79	10.9%
56406410	70703	Liab Prem	2,035.40	2,387.02	2,387.02	2,387.02	2,387.02	3,287.87	37.7%
56406410	70704	Prop In Pr	1,332.32	1,953.26	1,953.26	1,953.26	1,953.26	2,328.12	19.2%
56406410	70705	Veh Prem	.00	.00	.00	.00	.00	.00	.0%
56406410	70711	WC Prem Pr	.00	.00	.00	.00	.00	.00	.0%
56406410	70712	WC Claim	10,253.16	11,266.55	11,266.55	11,266.55	11,266.55	11,324.65	.5%
56406410	70713	Liab Claim	949.37	751.10	751.10	751.10	751.10	767.77	2.2%
56406410	70714	Prop Claim	949.37	845.00	845.00	845.00	845.00	767.77	-9.1%
56406410	70715	Veh Claim	.00	.00	.00	.00	.00	.00	.0%
56406410	70720	Ins Admin	1,940.05	1,904.85	1,904.85	1,904.85	1,904.85	1,956.61	2.7%
56406410	70725	LssCtl Sv	.00	.00	.00	.00	.00	.00	.0%
56406410	70790	Othr Ins	.00	.00	.00	.00	.00	.00	.0%
56406410	71010	Off Supp	63.95	150.00	150.00	.00	50.00	125.00	-16.7%
56406410	71010	70000 Off Supp	.00	.00	.00	.00	.00	.00	.0%
56406410	71017	Postage	.00	.00	.00	.00	.00	.00	.0%
56406410	71024	Janit Supp	572.17	1,800.00	1,800.00	1,192.17	1,800.00	1,800.00	.0%
56406410	71024	70000 Janit Supp	.00	.00	.00	.00	.00	.00	.0%
56406410	71030	UniformSup	.00	150.00	150.00	189.28	200.00	140.00	-6.7%
56406410	71060	Food	.00	.00	.00	.00	.00	.00	.0%
56406410	71070	Fuel	16,853.01	16,060.00	16,060.00	2,850.21	5,000.00	15,720.00	-2.1%
56406410	71073	FuelNonCit	.00	.00	.00	.00	.00	.00	.0%
56406410	71190	Other Supp	18,339.81	18,000.00	18,000.00	14,442.78	17,000.00	36,000.00	100.0%
56406410	71190	70000 Other Supp	.00	.00	.00	.00	.00	.00	.0%
56406410	71310	Natural Gs	5,150.19	2,500.00	2,500.00	4,989.13	3,250.00	4,875.00	95.0%

178





CITY OF BLOOMINGTON, IL  
 NEXT YEAR / CURRENT YEAR BUDGET ANALYSIS

PROJECTION: 20244 FY 2024 BUDGET MASTER LEVEL 4

ACCOUNTS FOR:

Golf Operations -- Prairie V			2022 ACTUAL	2023 ORIG BUD	2023 REVISED BUD	2023 ACTUAL	2023 PROJECTION	2024 ADOPTED	PCT CHANGE
56406410	71320	Electricity	15,884.40	20,000.00	20,000.00	16,867.35	20,000.00	28,000.00	40.0%
56406410	71330	Water	9,881.00	7,000.00	7,000.00	7,308.65	7,000.00	8,400.00	20.0%
56406410	71340	Telecom	11,086.62	12,500.00	12,500.00	5,717.70	12,500.00	12,500.00	.0%
56406410	71750	Beverages	11,130.16	12,000.00	12,000.00	8,629.75	12,000.00	12,000.00	.0%
56406410	71760	Sft Drinks	12,711.65	14,500.00	14,500.00	12,765.93	13,000.00	14,500.00	.0%
56406410	71770	Snack Shop	13,586.98	16,000.00	16,000.00	17,674.00	16,000.00	16,000.00	.0%
56406410	71780	Pro Shop	57,541.41	44,000.00	44,000.00	39,792.16	60,000.00	60,000.00	36.4%
56406410	71990	Unfund Ops	.00	.00	.00	.00	.00	.00	.0%
56406410	72140	CO Other	.00	.00	.00	161,883.38	211,783.38	250,000.00	.0%
56406410	72520	Buildings	.00	40,000.00	40,000.00	.00	40,000.00	.00	-100.0%
56406410	72570	Park Const	.00	.00	.00	.00	.00	.00	.0%
56406410	72580	Bike Trail	.00	.00	.00	.00	.00	.00	.0%
56406410	72620	OCap Imprv	.00	.00	.00	.00	.00	.00	.0%
56406410	73401	Lease Prin	73,954.82	81,323.71	81,323.71	57,811.16	76,832.20	48,564.08	-40.3%
56406410	73701	Lease Int	6,421.02	3,994.97	3,994.97	2,957.82	3,543.65	757.26	-81.0%
56406410	79196	ContrbttoFB	.00	.00	.00	.00	.00	.00	.0%
56406410	79990	Othr Exp	.00	.00	.00	.00	.00	.00	.0%
56406410	79997	PCHOLDING	.00	.00	.00	.00	.00	.00	.0%
56406410	85100	Fm General	.00	.00	.00	.00	-274,783.38	.00	.0%
56406410	89111	To GenAdm	36,271.94	30,553.60	30,553.60	30,553.60	30,553.60	25,389.55	-16.9%
TOTAL Golf Operations -- Pra			-57,174.66	-99,570.14	-99,570.14	37,070.25	-50,371.88	117,885.47	-218.4%
TOTAL REVENUE			-882,676.91	-985,755.00	-985,755.00	-846,465.34	-1,232,538.38	-1,019,755.00	3.4%
TOTAL EXPENSE			825,502.25	886,184.86	886,184.86	883,535.59	1,182,166.50	1,137,640.47	28.4%
GRAND TOTAL			-57,174.66	-99,570.14	-99,570.14	37,070.25	-50,371.88	117,885.47	-218.4%

179





CITY OF BLOOMINGTON, IL  
 PROJECTION 20245 / BUDGET ENTRY FUTURE YRS REPORT

ORG	OBJECT PROJ	DESC	2025	2026	2027	2028
56406410 Prairie Vista Golf Course						
<a href="#">56406410</a>	<a href="#">54430</a>	Fac Rntl	-250.00	-250.00	-250.00	-250.00
<a href="#">56406410</a>	<a href="#">54810</a>	Daily Golf	-430,000.00	-430,000.00	-435,000.00	-435,000.00
<a href="#">56406410</a>	<a href="#">54820</a>	Glfdisc Bk	-28,000.00	-28,000.00	-28,000.00	-28,000.00
<a href="#">56406410</a>	<a href="#">54830</a>	Seasn Golf	-19,000.00	-19,000.00	-19,000.00	-19,000.00
<a href="#">56406410</a>	<a href="#">54835</a>	CtyGolf Ps	-55,000.00	-55,000.00	-55,000.00	-55,000.00
<a href="#">56406410</a>	<a href="#">54840</a>	Drvg Range	-32,000.00	-32,000.00	-33,000.00	-33,000.00
<a href="#">56406410</a>	<a href="#">54850</a>	Cart Rent	-225,000.00	-225,000.00	-225,000.00	-235,000.00
<a href="#">56406410</a>	<a href="#">57010</a>	Food Sale	-35,000.00	-35,000.00	-35,000.00	-35,000.00
<a href="#">56406410</a>	<a href="#">57020</a>	Bev Sale	-45,000.00	-46,000.00	-47,000.00	-48,000.00
<a href="#">56406410</a>	<a href="#">57030</a>	SftDk Sale	-25,000.00	-25,000.00	-26,000.00	-26,000.00
<a href="#">56406410</a>	<a href="#">57040</a>	Pro Shop	-95,000.00	-95,000.00	-95,000.00	-95,000.00
<a href="#">56406410</a>	<a href="#">57050</a>	Tx on Sale	-200.00	-200.00	-200.00	-200.00
<a href="#">56406410</a>	<a href="#">57114</a>	Equip Sale	-55.00	-55.00	-55.00	-55.00
<a href="#">56406410</a>	<a href="#">57985</a>	Cash StOvr	-250.00	-250.00	-250.00	-250.00
<a href="#">56406410</a>	<a href="#">57990</a>	Misc Rev	-30,000.00	-30,000.00	-30,000.00	-30,000.00
<a href="#">56406410</a>	<a href="#">61100</a>	Salary FT	144,257.68	148,585.41	153,042.97	157,634.26
<a href="#">56406410</a>	<a href="#">61130</a>	Salary SN	181,280.00	186,718.40	192,319.95	198,089.55
<a href="#">56406410</a>	<a href="#">61150</a>	Salary OT	13,390.00	13,791.70	14,205.45	14,631.61
<a href="#">56406410</a>	<a href="#">62100</a>	Dental Enh	799.28	823.26	847.96	873.39
<a href="#">56406410</a>	<a href="#">62110</a>	Group Life	136.00	136.00	136.00	136.00
<a href="#">56406410</a>	<a href="#">62111</a>	Enh Vision	101.00	101.00	101.00	101.00
<a href="#">56406410</a>	<a href="#">62113</a>	BCBS 60/12	14,257.26	14,684.98	15,125.53	15,579.29
<a href="#">56406410</a>	<a href="#">62114</a>	BCBS HSA	12,896.63	13,283.53	13,682.03	14,092.50
<a href="#">56406410</a>	<a href="#">62116</a>	HSA City	1,900.00	1,900.00	1,900.00	1,900.00
<a href="#">56406410</a>	<a href="#">62120</a>	IMRF	14,601.28	15,039.32	15,490.50	15,955.21
<a href="#">56406410</a>	<a href="#">62130</a>	FICA	20,456.83	21,070.53	21,702.65	22,353.73
<a href="#">56406410</a>	<a href="#">62140</a>	Medicare	4,785.38	4,928.94	5,076.81	5,229.11
<a href="#">56406410</a>	<a href="#">62170</a>	UniformAll	900.00	900.00	900.00	900.00
<a href="#">56406410</a>	<a href="#">70095</a>	CC Fees	20,500.00	20,500.00	21,000.00	21,000.00
<a href="#">56406410</a>	<a href="#">70420</a>	Rentals	1,500.00	1,500.00	1,500.00	1,500.00
<a href="#">56406410</a>	<a href="#">70430</a>	MFD Lease	550.00	550.00	550.00	550.00
<a href="#">56406410</a>	<a href="#">70510</a>	RepMaint B	4,000.00	4,000.00	4,000.00	4,000.00
<a href="#">56406410</a>	<a href="#">70530</a>	RepMaint O	6,425.00	6,425.00	6,425.00	6,425.00
<a href="#">56406410</a>	<a href="#">70540</a>	RepMt Othr	3,200.00	3,200.00	3,200.00	3,200.00
<a href="#">56406410</a>	<a href="#">70542</a>	RepMaintNF	40,000.00	40,000.00	40,000.00	40,000.00
<a href="#">56406410</a>	<a href="#">70590</a>	Oth Repair	100,000.00	100,000.00	100,000.00	100,000.00
<a href="#">56406410</a>	<a href="#">70610</a>	Advertise	5,500.00	5,500.00	5,500.00	5,500.00
<a href="#">56406410</a>	<a href="#">70631</a>	Dues	1,400.00	1,400.00	1,400.00	1,400.00
<a href="#">56406410</a>	<a href="#">70632</a>	Pro Develp	125.00	125.00	125.00	125.00
<a href="#">56406410</a>	<a href="#">70702</a>	WC Prem	2,056.70	2,118.40	2,181.95	2,247.41
<a href="#">56406410</a>	<a href="#">70703</a>	Liab Prem	3,386.51	3,488.11	3,592.75	3,700.53
<a href="#">56406410</a>	<a href="#">70704</a>	Prop In Pr	2,397.96	2,469.90	2,544.00	2,620.32
<a href="#">56406410</a>	<a href="#">70712</a>	WC Claim	11,664.39	12,014.32	12,374.75	12,745.99
<a href="#">56406410</a>	<a href="#">70713</a>	Liab Claim	790.81	814.53	838.97	864.13
<a href="#">56406410</a>	<a href="#">70714</a>	Prop Claim	790.81	814.53	838.97	864.13
<a href="#">56406410</a>	<a href="#">70720</a>	Ins Admin	2,015.31	2,075.77	2,138.04	2,202.18
<a href="#">56406410</a>	<a href="#">71010</a>	Off Supp	125.00	125.00	125.00	125.00
<a href="#">56406410</a>	<a href="#">71024</a>	Janit Supp	1,800.00	1,800.00	2,000.00	2,000.00
<a href="#">56406410</a>	<a href="#">71030</a>	UniformSup	140.00	140.00	140.00	140.00



**CITY OF BLOOMINGTON, IL  
 PROJECTION 20245 / BUDGET ENTRY FUTURE YRS REPORT**

ORG	OBJECT PROJ	DESC	2025	2026	2027	2028
<a href="#">56406410</a>	<a href="#">71070</a>	Fuel	16,191.60	16,677.35	17,177.67	17,693.00
<a href="#">56406410</a>	<a href="#">71190</a>	Other Supp	18,000.00	18,000.00	18,000.00	18,000.00
<a href="#">56406410</a>	<a href="#">71310</a>	Natural Gs	4,875.00	4,875.00	4,875.00	4,875.00
<a href="#">56406410</a>	<a href="#">71320</a>	Electricity	28,000.00	28,000.00	28,000.00	28,000.00
<a href="#">56406410</a>	<a href="#">71330</a>	Water	8,400.00	8,400.00	8,400.00	8,400.00
<a href="#">56406410</a>	<a href="#">71340</a>	Telecom	12,500.00	12,500.00	12,500.00	12,500.00
<a href="#">56406410</a>	<a href="#">71750</a>	Beverages	12,000.00	13,000.00	13,000.00	14,000.00
<a href="#">56406410</a>	<a href="#">71760</a>	Sft Drinks	14,500.00	14,500.00	14,500.00	14,500.00
<a href="#">56406410</a>	<a href="#">71770</a>	Snack Shop	16,000.00	16,000.00	16,000.00	16,000.00
<a href="#">56406410</a>	<a href="#">71780</a>	Pro Shop	60,000.00	60,000.00	60,000.00	60,000.00
<a href="#">56406410</a>	<a href="#">72140</a>	CO Other	.00	100,000.00	100,000.00	.00
<a href="#">56406410</a>	<a href="#">73401</a>	Lease Prin	4,816.67	.00	.00	.00
<a href="#">56406410</a>	<a href="#">73701</a>	Lease Int	54.23	.00	.00	.00
<a href="#">56406410</a>	<a href="#">89111</a>	To GenAdm	26,151.24	26,935.78	27,743.85	28,576.17
	TOTAL Prairie Vista Golf Course		-180,137.43	-70,843.24	-63,553.20	-158,525.49
	TOTAL REVENUE		-1,019,755.00	-1,020,755.00	-1,028,755.00	-1,039,755.00
	TOTAL EXPENSE		839,617.57	949,911.76	965,201.80	881,229.51
	GRAND TOTAL		-180,137.43	-70,843.24	-63,553.20	-158,525.49





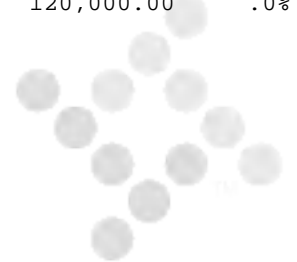
CITY OF BLOOMINGTON, IL  
 NEXT YEAR / CURRENT YEAR BUDGET ANALYSIS

PROJECTION: 20244 FY 2024 BUDGET MASTER LEVEL 4

ACCOUNTS FOR:

Golf Operations -- The Den			2022 ACTUAL	2023 ORIG BUD	2023 REVISED BUD	2023 ACTUAL	2023 PROJECTION	2024 ADOPTED	PCT CHANGE
56406420	40000	Use Fund B	.00	-240,575.12	-240,575.12	.00	.00	.00	-100.0%
56406420	54430	Fac Rntl	-4,595.00	-6,000.00	-6,000.00	-6,695.00	-7,000.00	-7,000.00	16.7%
56406420	54810	Daily Golf	-425,917.22	-445,000.00	-445,000.00	-428,711.68	-450,000.00	-460,000.00	3.4%
56406420	54820	Glfdisc Bk	-2,925.00	-6,000.00	-6,000.00	-10,350.00	-15,000.00	-15,000.00	150.0%
56406420	54830	Seasn Golf	-24,473.00	-50,000.00	-50,000.00	-16,283.00	-40,000.00	-50,000.00	.0%
56406420	54835	CtyGolf Ps	-60,215.00	-44,000.00	-44,000.00	-37,310.00	-55,000.00	-55,000.00	25.0%
56406420	54840	Drvg Range	-32,370.00	-32,000.00	-32,000.00	-34,873.00	-35,000.00	-38,000.00	18.8%
56406420	54850	Cart Rent	-211,958.00	-212,000.00	-212,000.00	-217,115.00	-215,000.00	-225,000.00	6.1%
56406420	54860	Glfc Lesson	-6,041.00	-7,500.00	-7,500.00	-5,450.00	-7,500.00	-7,500.00	.0%
56406420	57010	Food Sale	-23,531.77	-33,000.00	-33,000.00	-30,538.45	-30,000.00	-33,000.00	.0%
56406420	57020	Bev Sale	-45,082.61	-45,000.00	-45,000.00	-45,171.22	-48,000.00	-48,000.00	6.7%
56406420	57030	SftDk Sale	-18,545.30	-22,000.00	-22,000.00	-24,230.92	-22,000.00	-22,000.00	.0%
56406420	57040	Pro Shop	-98,096.91	-120,000.00	-120,000.00	-104,947.89	-110,000.00	-120,000.00	.0%
56406420	57050	Tx on Sale	-96.00	-180.00	-180.00	-132.00	-180.00	-180.00	.0%
56406420	57114	Equip Sale	.00	-820.00	-820.00	.00	-820.00	-820.00	.0%
56406420	57985	Cash StOvr	-212.63	-200.00	-200.00	-19.08	.00	-200.00	.0%
56406420	57990	Misc Rev	-8,408.75	-15,000.00	-15,000.00	-19,758.39	-18,500.00	-15,000.00	.0%
56406420	61100	Salary FT	261,004.29	274,602.00	274,602.00	213,681.70	277,467.28	284,965.00	3.8%
56406420	61130	Salary SN	127,832.48	154,168.00	154,168.00	129,603.00	149,638.25	172,000.00	11.6%
56406420	61150	Salary OT	12,394.11	15,000.00	15,000.00	13,713.37	14,985.66	15,000.00	.0%
56406420	61190	Othr Salry	1,287.21	.00	.00	1,500.00	1,500.00	.00	.0%
56406420	62100	Dental Enh	1,333.26	1,297.00	1,297.00	1,095.93	1,513.99	1,562.00	20.4%
56406420	62110	Group Life	256.36	272.00	272.00	201.60	268.80	272.00	.0%
56406420	62111	Enh Vision	371.68	382.00	382.00	309.78	413.04	415.00	8.6%
56406420	62113	BCBS 60/12	15,485.84	14,403.00	14,403.00	20,512.44	27,465.78	27,684.00	92.2%
56406420	62114	BCBS HSA	16,771.24	19,165.00	19,165.00	9,277.02	12,421.76	12,521.00	-34.7%
56406420	62115	RHS Contrb	1,898.35	3,000.00	3,000.00	1,543.35	1,551.20	2,000.00	-33.3%
56406420	62116	HSA City	3,200.00	3,200.00	3,200.00	.00	1,900.00	1,900.00	-40.6%
56406420	62120	IMRF	36,600.81	33,662.00	33,662.00	24,064.12	31,671.06	24,883.00	-26.1%
56406420	62130	FICA	23,986.75	26,664.00	26,664.00	21,426.09	26,025.21	28,314.00	6.2%
56406420	62140	Medicare	5,609.89	6,239.00	6,239.00	5,011.05	6,638.43	6,624.00	6.2%
56406420	62170	UniformAll	1,800.00	1,800.00	1,800.00	1,800.00	1,800.00	1,800.00	.0%
56406420	62990	Othr Ben	2,410.00	2,400.00	2,400.00	2,400.00	2,400.00	2,400.00	.0%
56406420	70095	CC Fees	19,910.45	22,000.00	22,000.00	22,166.46	22,000.00	22,000.00	.0%
56406420	70220	Oth PT Sv	.00	.00	.00	.00	.00	140,000.00	.0%
56406420	70420	Rentals	702.77	750.00	750.00	776.00	500.00	750.00	.0%
56406420	70430	MFD Lease	1,138.83	1,200.00	1,200.00	647.97	1,000.00	1,000.00	-16.7%
56406420	70510	RepMaint B	3,747.62	2,500.00	12,500.00	6,212.58	60,500.00	2,500.00	-80.0%
56406420	70520	RepMaint V	926.25	4,500.00	4,500.00	4,897.74	5,000.00	9,500.00	111.1%
56406420	70530	RepMaint O	5,783.34	6,450.00	6,450.00	5,783.34	6,450.00	6,500.00	.8%
56406420	70540	RepMt Othr	6,149.32	4,000.00	4,000.00	3,730.76	2,500.00	4,000.00	.0%
56406420	70542	RepMaintNF	39,754.40	40,000.00	40,000.00	27,149.70	40,000.00	45,000.00	12.5%
56406420	70590	Oth Repair	94,534.22	120,000.00	120,000.00	133,212.01	140,000.00	120,000.00	.0%

182





CITY OF BLOOMINGTON, IL  
 NEXT YEAR / CURRENT YEAR BUDGET ANALYSIS

PROJECTION: 20244 FY 2024 BUDGET MASTER LEVEL 4

ACCOUNTS FOR:

Golf Operations -- The Den			2022 ACTUAL	2023 ORIG BUD	2023 REVISED BUD	2023 ACTUAL	2023 PROJECTION	2024 ADOPTED	PCT CHANGE
56406420	70610	Advertise	9,139.03	10,000.00	10,000.00	8,589.42	10,000.00	12,000.00	20.0%
56406420	70631	Dues	1,429.50	2,000.00	2,000.00	2,584.00	3,000.00	3,200.00	60.0%
56406420	70632	Pro Develop	.00	250.00	250.00	.00	.00	250.00	.0%
56406420	70702	WC Prem	2,349.80	2,717.38	2,717.38	2,717.38	2,717.38	2,916.62	7.3%
56406420	70703	Liab Prem	3,057.66	3,601.98	3,601.98	3,601.98	3,601.98	4,802.44	33.3%
56406420	70704	Prop Prem	2,001.47	2,947.43	2,947.43	2,947.43	2,947.43	3,400.57	15.4%
56406420	70712	WC Claim	15,549.94	17,497.78	17,497.78	17,497.78	17,497.78	16,705.11	-4.5%
56406420	70713	Liab Claim	1,439.81	1,166.52	1,166.52	1,166.52	1,166.52	1,132.55	-2.9%
56406420	70714	Prop Claim	1,439.81	1,312.33	1,312.33	1,312.33	1,312.33	1,132.55	-13.7%
56406420	70720	Ins Admin	2,914.42	2,874.38	2,874.38	2,874.38	2,874.38	2,857.92	-.6%
56406420	71010	Off Supp	63.95	350.00	350.00	.00	65.00	100.00	-71.4%
56406420	71017	Postage	3,551.39	100.00	100.00	40.10	50.00	50.00	-50.0%
56406420	71024	Janit Supp	1,343.39	2,200.00	2,200.00	736.58	1,500.00	2,000.00	-9.1%
56406420	71030	UniformSup	.00	150.00	150.00	189.28	189.27	140.00	-6.7%
56406420	71070	Fuel	13,418.78	14,600.00	4,600.00	2,909.99	5,000.00	15,720.00	241.7%
56406420	71190	Other Supp	19,850.14	20,000.00	20,000.00	13,346.65	20,000.00	20,000.00	.0%
56406420	71310	Natural Gs	4,768.95	3,500.00	3,500.00	3,084.60	3,500.00	5,250.00	50.0%
56406420	71320	Electricity	20,722.64	23,000.00	23,000.00	21,458.09	23,000.00	32,200.00	40.0%
56406420	71330	Water	8,731.20	8,000.00	8,000.00	8,206.79	8,000.00	9,600.00	20.0%
56406420	71340	Telecom	11,335.06	13,000.00	13,000.00	7,440.05	12,000.00	12,000.00	-7.7%
56406420	71750	Beverages	14,627.87	14,000.00	14,000.00	13,639.35	14,000.00	14,500.00	3.6%
56406420	71760	Sft Drinks	12,619.77	11,000.00	11,000.00	10,108.41	12,500.00	12,500.00	13.6%
56406420	71770	Snack Shop	16,342.97	14,000.00	14,000.00	13,169.36	16,000.00	15,000.00	7.1%
56406420	71780	Pro Shop	105,710.12	90,000.00	90,000.00	76,966.55	100,000.00	100,000.00	11.1%
56406420	72130	CO Lcn Veh	.00	.00	.00	.00	.00	99,866.63	.0%
56406420	72140	CO Other	.00	.00	.00	154,633.78	131,767.78	.00	.0%
56406420	72520	Buildings	.00	195,000.00	195,000.00	190,624.00	190,624.00	75,000.00	-61.5%
56406420	73401	Lease Prin	55,455.37	51,903.59	51,903.59	42,409.81	51,924.52	45,167.08	-13.0%
56406420	73701	Lease Int	4,301.58	2,784.72	2,784.72	2,383.94	2,784.86	1,375.10	-50.6%
56406420	79150	Bad Debt	1,481.94	.00	.00	963.77	-787.24	.00	.0%
56406420	85100	Fm General	.00	.00	.00	.00	-500,702.32	-1,255,917.86	.0%
56406420	89111	To GenAdm	36,271.94	30,553.60	30,553.60	30,553.60	30,553.60	25,389.55	-16.9%
TOTAL Golf Operations -- The			92,339.78	16,888.59	16,888.59	305,286.30	-51,302.27	-884,771.74	-5338.9%
TOTAL REVENUE			-962,468.19	-1,279,275.12	-1,279,275.12	-981,585.63	-1,554,702.32	-2,352,617.86	83.9%
TOTAL EXPENSE			1,054,807.97	1,296,163.71	1,296,163.71	1,286,871.93	1,503,400.05	1,467,846.12	13.2%
GRAND TOTAL			92,339.78	16,888.59	16,888.59	305,286.30	-51,302.27	-884,771.74	-5338.9%

183



**CITY OF BLOOMINGTON, IL  
 PROJECTION 20245 / BUDGET ENTRY FUTURE YRS REPORT**

ORG	OBJECT PROJ	DESC	2025	2026	2027	2028
56406420 The Den at Fox Creek Golf Course						
56406420	54430	Fac Rntl	-7,000.00	-7,000.00	-8,000.00	-8,000.00
56406420	54810	Daily Golf	-460,000.00	-460,000.00	-465,000.00	-465,000.00
56406420	54820	Glfdisc Bk	-15,000.00	-15,000.00	-16,000.00	-16,000.00
56406420	54830	Seasn Golf	-50,000.00	-50,000.00	-55,000.00	-55,000.00
56406420	54835	CtyGolf Ps	-55,000.00	-55,000.00	-60,000.00	-60,000.00
56406420	54840	Drvg Range	-38,000.00	-38,000.00	-40,000.00	-40,000.00
56406420	54850	Cart Rent	-225,000.00	-225,000.00	-230,000.00	-230,000.00
56406420	54860	Glfd Lesson	-7,500.00	-7,500.00	-8,000.00	-8,000.00
56406420	57010	Food Sale	-33,000.00	-33,000.00	-35,000.00	-35,000.00
56406420	57020	Bev Sale	-48,000.00	-48,000.00	-50,000.00	-50,000.00
56406420	57030	SftDk Sale	-22,000.00	-22,000.00	-24,000.00	-24,000.00
56406420	57040	Pro Shop	-120,000.00	-120,000.00	-125,000.00	-125,000.00
56406420	57050	Tx on Sale	-180.00	-180.00	-200.00	-200.00
56406420	57114	Equip Sale	-820.00	-820.00	-900.00	-900.00
56406420	57985	Cash StOvr	-200.00	-200.00	-200.00	-200.00
56406420	57990	Misc Rev	-15,000.00	-15,000.00	-15,000.00	-15,000.00
56406420	61100	Salary FT	293,513.95	302,319.37	311,388.95	320,730.62
56406420	61130	Salary SN	177,160.00	182,474.80	187,949.04	193,587.52
56406420	61150	Salary OT	15,000.00	15,000.00	15,000.00	15,000.00
56406420	62100	Dental Enh	1,608.86	1,657.13	1,706.84	1,758.04
56406420	62110	Group Life	272.00	272.00	272.00	272.00
56406420	62111	Enh Vision	415.00	415.00	415.00	415.00
56406420	62113	BCBS 60/12	28,514.52	29,369.96	30,251.05	31,158.59
56406420	62114	BCBS HSA	12,896.63	13,283.53	13,682.03	14,092.50
56406420	62115	RHS Contrb	2,000.00	2,000.00	2,000.00	2,000.00
56406420	62116	HSA City	1,900.00	1,900.00	1,900.00	1,900.00
56406420	62120	IMRF	25,629.49	26,398.37	27,190.33	28,006.04
56406420	62130	FICA	29,163.42	30,038.32	30,939.47	31,867.66
56406420	62140	Medicare	6,822.72	7,027.40	7,238.22	7,455.37
56406420	62170	UniformAll	1,800.00	1,800.00	1,800.00	1,800.00
56406420	62990	Othr Ben	2,400.00	2,400.00	2,400.00	2,400.00
56406420	70095	CC Fees	22,000.00	22,000.00	23,000.00	23,000.00
56406420	70220	Oth PT Sv	.00	.00	.00	.00
56406420	70420	Rentals	750.00	750.00	800.00	800.00
56406420	70430	MFD Lease	1,000.00	1,000.00	1,000.00	1,000.00
56406420	70510	RepMaint B	2,500.00	2,500.00	3,000.00	3,000.00
56406420	70520	RepMaint V	9,785.00	10,078.55	10,380.91	10,692.33
56406420	70530	RepMaint O	6,450.00	6,450.00	6,450.00	6,450.00
56406420	70540	RepMt Othr	4,000.00	4,000.00	4,000.00	4,000.00
56406420	70542	RepMaintNF	45,000.00	45,000.00	47,000.00	47,000.00
56406420	70590	Oth Repair	120,000.00	120,000.00	125,000.00	125,000.00
56406420	70610	Advertise	12,000.00	12,000.00	13,000.00	13,000.00
56406420	70631	Dues	3,200.00	3,200.00	3,400.00	3,400.00
56406420	70632	Pro Develp	250.00	250.00	275.00	275.00
56406420	70702	WC Prem	3,004.12	3,094.24	3,187.07	3,282.68
56406420	70703	Liab Prem	4,946.51	5,094.91	5,247.76	5,405.19
56406420	70704	Prop Prem	3,502.59	3,607.66	3,715.89	3,827.37
56406420	70712	WC Claim	17,206.26	17,722.45	18,254.12	18,801.75
56406420	70713	Liab Claim	1,166.53	1,201.52	1,237.57	1,274.69







CITY OF BLOOMINGTON, IL  
 PROJECTION 20245 / BUDGET ENTRY FUTURE YRS REPORT

ORG	OBJECT PROJ	DESC	2025	2026	2027	2028
56406420	70714	Prop Claim	1,166.53	1,201.52	1,237.57	1,274.69
56406420	70720	Ins Admin	2,943.66	3,031.97	3,122.93	3,216.62
56406420	71010	Off Supp	100.00	100.00	100.00	100.00
56406420	71017	Postage	50.00	50.00	50.00	50.00
56406420	71024	Janit Supp	2,000.00	2,000.00	2,200.00	2,200.00
56406420	71030	UniformSup	140.00	140.00	140.00	140.00
56406420	71070	Fuel	16,191.60	16,677.25	17,177.67	17,693.00
56406420	71190	Other Supp	20,000.00	20,000.00	22,000.00	22,000.00
56406420	71310	Natural Gs	5,250.00	5,250.00	5,250.00	5,250.00
56406420	71320	Electricity	32,200.00	32,200.00	32,200.00	32,200.00
56406420	71330	Water	9,600.00	9,600.00	9,600.00	9,600.00
56406420	71340	Telecom	12,000.00	12,000.00	12,000.00	12,000.00
56406420	71750	Beverages	14,500.00	14,500.00	15,000.00	15,000.00
56406420	71760	Sft Drinks	12,500.00	12,500.00	13,000.00	13,000.00
56406420	71770	Snack Shop	15,000.00	15,000.00	16,000.00	16,000.00
56406420	71780	Pro Shop	100,000.00	100,000.00	105,000.00	105,000.00
56406420	72130	CO Lcn Veh	.00	.00	.00	.00
56406420	72140	CO Other	250,000.00	100,000.00	100,000.00	.00
56406420	72520	Buildings	.00	.00	.00	.00
56406420	73401	Lease Prin	31,627.62	.00	.00	.00
56406420	73701	Lease Int	356.20	.00	.00	.00
56406420	85100	Fm General	-258,590.52	-1,857,577.00	-263,705.67	-251,140.85
56406420	89111	To GenAdm	26,151.24	26,935.78	27,743.85	28,576.17
TOTAL The Den at Fox Creek Golf			52,343.93	-1,708,785.27	-111,102.40	-177,488.02
TOTAL REVENUE			-1,355,290.52	-2,954,277.00	-1,396,005.67	-1,383,440.85
TOTAL EXPENSE			1,407,634.45	1,245,491.73	1,284,903.27	1,205,952.83
GRAND TOTAL			52,343.93	-1,708,785.27	-111,102.40	-177,488.02

185



# BLOOMINGTON ARENA

## 5710

### Purpose

The Bloomington Arena building is located at 101 South Madison Street and is owned and operated by the City. The Arena holds up to 8,000 guests for concerts and 6,600 guests for football and hockey. The facility has 24 private suites, 2 rental group suites, and a sports bar/ restaurant. The complex includes the adjoining Bloomington Ice Center (construction cost \$5.8 million) and a parking structure (construction cost \$3.3 million), with an overall construction cost for all three facilities of \$38.6 million.

It has hosted an array of events, including concerts, sporting events, family shows, ice shows, motorsports, and trade shows. In addition, the facility has hosted local high school graduation ceremonies, Back to School Alliance Backpack Day, the Chamber of Commerce Business Showcase, Illinois High School Association regional and state tournaments, City of Bloomington Wellness Fair, and a variety of private meetings.

The Arena budget tracks the operational costs incurred by the city, including operations previously managed by VenuWorks.

### History

U.S. Cellular Coliseum opened in April 2006 and was built at a cost of \$29.5 million to expand the entertainment options available in the Bloomington/Normal area. In 2017, a new naming rights contract with Grossinger Motors was signed, and the building was renamed the Grossinger Motors Arena as of July 1, 2017. Since 2017, Grossinger Motors has changed ownership and is now known as Leader Auto. The naming agreements has been terminated per mutual agreement and the building is known as Bloomington Arena.

A 10-year contract between CIAM and the City of Bloomington expired on April 1, 2016. A new management company, VenuWorks, operated the Arena on an interim basis from April 1, 2016, through June 30, 2016 and a new management contract with VenuWorks went into effect on July 1, 2016. The City and VenuWorks mutually agreed to terminate the management contract effective June 30, 2020. The City has operated the venue since then.

2014A and 2014B General Obligation Refunding Bonds were issued to refund the Series 2004 Coliseum Taxable General Obligation Bond, which will save the city \$8,863,375 in interest savings over the life of the bonds.

### FY 2024 Budget & Program Highlights

The Arena has seven goals that are used each year to determine budget priorities:

Goal 1: Financial Stability – Manage the Arena in a fiscally responsible manner while maintaining operational satisfaction and expectations to industry standards

Goal 2: Service Mix – Ensure that the Arena will provide a range of special events that will appeal to a diverse group of patrons

Goal 3: Partnership – Continue to maintain strong relationships with the Convention and Visitors Bureau as well as other various community entities to bring concerts, conventions, and special events to the Arena

Goal 4: Communication – Maintain clear lines of communication within the stakeholder City departments (Parks, Rec, and Cultural Resources, Economic Development) to ensure transition to a City run Arena is relatively seamless

Goal 5: Technology – To keep up with the latest technology trends within the facility management industry, and to utilize this technology when possible and practical to be more proficient in our work and services for our customers

Goal 6: Human Resources – Continuous monitoring of job duties and tasks and ensure all staff are properly classified and compensated

Goal 7: Tradition – Create and establish new traditions within the Arena

### What We Accomplished in FY 2023

- Lighting improvements in the main bowl.
- Regular Ice Plant maintenance.

### Budgetary Fund Balance

Bloomington Arena	FY 2022 (audited)	FY 2023 (Projected)	FY 2024 (Projected)
<b>Budgetary Fund Balance</b>	\$2,071,983	\$3,551,005	\$484,589

### Challenges

- Since the Arena was constructed in 2004, the City will continue to incur expenses for capital maintenance of the facility over the next few years.
- The economy plays an important role in the performance of the Arena and affects all aspects of the venue, from shows to expenses.




CITY OF BLOOMINGTON, IL  
 NEXT YEAR / CURRENT YEAR BUDGET ANALYSIS

PROJECTION: 20244 FY 2024 BUDGET MASTER LEVEL 4

ACCOUNTS FOR:

Arena Fund	2022 ACTUAL	2023 ORIG BUD	2023 REVISED BUD	2023 ACTUAL	2023 PROJECTION	2024 ADOPTED	PCT CHANGE
57107110 Arena City							
57107110 40000 Use Fund B	.00	-1,615,350.39	-1,615,350.39	.00	.00	-3,066,416.20	89.8%
57107110 50014 Hm Rule Tx	-1,689,480.82	-1,735,371.25	-1,735,371.25	-1,735,371.25	-1,735,371.25	-1,856,804.42	7.0%
57107110 54430 Fac Rntl	.00	.00	.00	.00	.00	.00	.0%
57107110 54990 Othr Chgs	.00	.00	.00	.00	.00	.00	.0%
57107110 56010 Int Income	-7,817.06	-5,000.00	-5,000.00	-21,018.34	-30,000.00	-30,000.00	500.0%
57107110 56110 UR GainLs	.00	-6,519.30	-6,519.30	.00	-6,519.30	-6,519.30	.0%
57107110 57114 Equip Sale	.00	.00	.00	.00	.00	.00	.0%
57107110 57420 Prop Dmg/l	.00	.00	.00	.00	.00	.00	.0%
57107110 57490 Othr Reimb	.00	.00	.00	.00	.00	.00	.0%
57107110 57516 Lease Proc	.00	.00	.00	.00	.00	.00	.0%
57107110 57517 Lease 10yr	.00	.00	.00	.00	.00	.00	.0%
57107110 57985 Cash StOvr	.00	.00	.00	.00	.00	.00	.0%
57107110 57990 Misc Rev	.00	.00	.00	.00	.00	.00	.0%
57107110 61100 Salary FT	75,226.70	75,026.00	75,026.00	65,066.90	85,505.30	92,937.00	23.9%
57107110 61130 Salary SN	.00	35,000.00	35,000.00	.00	.00	10,880.00	-68.9%
57107110 61150 Salary OT	7,102.99	20,000.00	20,000.00	4,598.60	6,502.09	19,712.00	-1.4%
57107110 62100 Dental Enh	1.27	.00	.00	.00	.00	.00	.0%
57107110 62102 Vision Ins	.00	.00	.00	.00	.00	.00	.0%
57107110 62110 Group Life	67.20	68.00	68.00	50.40	67.20	68.00	.0%
57107110 62111 Enh Vision	156.95	157.00	157.00	117.36	156.48	157.00	.0%
57107110 62113 BCBS 60/12	44.13	.00	.00	.00	.00	.00	.0%
57107110 62114 BCBS HSA	.00	.00	.00	.00	.00	.00	.0%
57107110 62120 IMRF	9,323.64	7,211.00	7,211.00	6,375.39	7,596.47	7,639.00	5.9%
57107110 62121 IMRF Pens	.00	.00	.00	.00	.00	.00	.0%
57107110 62125 OPEB EXP	.00	.00	.00	.00	.00	.00	.0%
57107110 62126 OTRGW EXP	.00	.00	.00	.00	.00	.00	.0%
57107110 62130 FICA	5,155.36	4,642.00	4,642.00	4,311.98	5,619.87	7,706.00	66.0%
57107110 62140 Medicare	1,205.69	1,086.00	1,086.00	1,008.47	1,314.35	1,803.00	66.0%
57107110 62170 UniformAll	900.00	900.00	900.00	900.00	900.00	900.00	.0%
57107110 62990 Othr Ben	430.00	600.00	600.00	.00	600.00	600.00	.0%
57107110 70051 A&E Cap	59,097.50	300,000.00	300,000.00	157,892.50	250,000.00	.00	-100.0%
57107110 70090 Audit Sv	21,730.00	23,050.00	23,050.00	22,380.00	23,050.00	23,741.50	3.0%
57107110 70220 Oth PT Sv	.00	25,000.00	25,000.00	24,250.00	25,000.00	25,000.00	.0%
57107110 70510 RepMaint B	13,403.70	75,000.00	75,000.00	20,302.12	75,000.00	75,000.00	.0%
57107110 70520 RepMaint V	.00	.00	.00	.00	.00	.00	.0%
57107110 70540 RepMt Othr	80,539.18	200,000.00	200,000.00	78,584.41	200,000.00	20,000.00	-90.0%
57107110 70540 70000 RepMt Othr	.00	.00	.00	.00	.00	.00	.0%
57107110 70690 Purch Serv	2,827.53	.00	.00	560.00	.00	.00	.0%
57107110 70702 WC Prem	442.98	709.68	709.68	709.68	709.68	715.00	.7%
57107110 70703 Liab Prem	576.42	940.70	940.70	940.70	940.70	1,177.30	25.2%
57107110 70704 Prop In Pr	377.31	769.76	769.76	769.76	769.76	833.63	8.3%

188





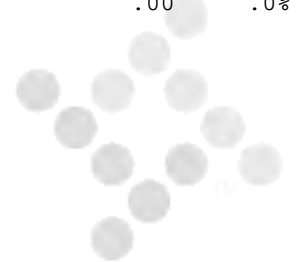
CITY OF BLOOMINGTON, IL  
 NEXT YEAR / CURRENT YEAR BUDGET ANALYSIS

PROJECTION: 20244 FY 2024 BUDGET MASTER LEVEL 4

ACCOUNTS FOR:

Arena Fund	2022 ACTUAL	2023 ORIG BUD	2023 REVISED BUD	2023 ACTUAL	2023 PROJECTION	2024 ADOPTED	PCT CHANGE
57107110 70712 WC Claim	2,896.45	4,402.90	4,402.90	4,402.90	4,402.90	4,044.97	-8.1%
57107110 70713 Liab Claim	268.19	293.53	293.53	293.53	293.53	274.24	-6.6%
57107110 70714 Prop Claim	268.19	330.22	330.22	330.22	330.22	274.24	-17.0%
57107110 70720 Ins Admin	549.42	750.68	750.68	750.68	750.68	700.61	-6.7%
57107110 71010 Off Supp	.00	.00	.00	.00	.00	.00	.0%
57107110 71070 Fuel	.00	.00	.00	.00	.00	.00	.0%
57107110 71190 Other Supp	.00	.00	.00	28.37	11.36	.00	.0%
57107110 71990 Unfund Ops	.00	.00	.00	.00	.00	.00	.0%
57107110 72110 Cap Outl O	.00	.00	.00	.00	.00	49,844.54	.0%
57107110 72120 CO Comp Eq	.00	.00	.00	.00	.00	.00	.0%
57107110 72140 CO Other	.00	.00	.00	.00	46,575.00	71,616.32	.0%
57107110 72520 Buildings	.00	3,500,000.00	3,377,017.22	.00	.00	5,000,000.00	48.1%
57107110 72520 57103 Buildings	.00	.00	.00	.00	.00	.00	.0%
57107110 72560 Sdwk Const	.00	.00	.00	.00	.00	.00	.0%
57107110 72620 OCap Imprv	.00	.00	.00	.00	.00	.00	.0%
57107110 72900 UnfndCapAd	.00	.00	.00	.00	.00	.00	.0%
57107110 73401 Lease Prin	235,793.20	219,441.32	219,441.32	168,466.05	219,519.89	213,864.60	-2.5%
57107110 73405 UnfdCapLea	.00	.00	.00	.00	.00	.00	.0%
57107110 73701 Lease Int	28,424.44	22,153.15	22,153.15	17,299.36	22,153.66	16,163.29	-27.0%
57107110 79196 ContrbtoFB	.00	.00	.00	.00	1,479,022.04	.00	.0%
57107110 79990 Othr Exp	1,681.60	.00	.00	.00	.00	.00	.0%
57107110 85100 Fm General	-427,374.14	-3,181,734.70	-3,058,751.92	.00	-3,181,734.70	-3,000,000.00	-1.9%
57107110 89111 To GenAdm	60,877.77	92,792.12	92,792.12	92,792.12	92,792.12	73,208.44	-21.1%
57107110 89306 To 04 CsmB	1,689,480.82	1,735,371.25	1,735,371.25	1,735,371.25	1,735,371.25	1,856,804.42	7.0%
<b>TOTAL Arena City</b>	<b>174,176.61</b>	<b>-198,280.33</b>	<b>-198,280.33</b>	<b>652,163.16</b>	<b>-668,670.70</b>	<b>-384,074.82</b>	<b>93.7%</b>
57107120 Arena Venue							
57107120 40000 Use Fund B	.00	.00	.00	.00	.00	.00	.0%
57107120 53110 70000 Fed Grants	.00	.00	.00	.00	.00	.00	.0%
57107120 54430 Fac Rntl	-308,387.28	-155,000.00	-155,000.00	-154,309.53	-155,000.00	-165,000.00	6.5%
57107120 54940 BxOffRoyal	.00	.00	.00	.00	.00	.00	.0%
57107120 54941 Club Membr	.00	-2,500.00	-2,500.00	.00	-1,000.00	-2,500.00	.0%
57107120 54942 Suites	-4,500.00	-100,000.00	-100,000.00	.00	-15,000.00	-100,000.00	.0%
57107120 54943 TxFacFees	.00	.00	.00	.00	.00	.00	.0%
57107120 54944 Sponsorshp	-190,150.00	-150,000.00	-150,000.00	-100,000.00	-150,000.00	-150,000.00	.0%
57107120 54945 NamingRgts	-50,000.00	-175,000.00	-175,000.00	.00	-100,000.00	-300,000.00	71.4%
57107120 54946 PkgDckInc	.00	.00	.00	.00	.00	.00	.0%
57107120 54947 BxOffRentl	.00	.00	.00	.00	.00	.00	.0%
57107120 54948 SelfPromte	-505.50	-30,000.00	-30,000.00	.00	.00	-15,000.00	-50.0%
57107120 54949 NetMerch	-14,170.00	-15,000.00	-15,000.00	.00	.00	-15,000.00	.0%
57107120 54960 EventLabr	.00	.00	.00	.00	.00	.00	.0%
57107120 54961 Adv Rev	.00	.00	.00	.00	.00	.00	.0%
57107120 54962 EvntSvcs	.00	.00	.00	.00	.00	.00	.0%

189





CITY OF BLOOMINGTON, IL  
 NEXT YEAR / CURRENT YEAR BUDGET ANALYSIS

PROJECTION: 20244 FY 2024 BUDGET MASTER LEVEL 4

ACCOUNTS FOR:

Arena Fund	2022 ACTUAL	2023 ORIG BUD	2023 REVISED BUD	2023 ACTUAL	2023 PROJECTION	2024 ADOPTED	PCT CHANGE
57107120 54963							
57107120 54964							
57107120 54965							
57107120 54966							
57107120 54967							
57107120 54968							
57107120 54969							
57107120 54970							
57107120 54971							
57107120 54972							
57107120 54973							
57107120 54974							
57107120 54975							
57107120 54976							
57107120 54977							
57107120 54978							
57107120 54979							
57107120 54981							
57107120 56010							
57107120 57010							
57107120 57021							
57107120 57022							
57107120 57023							
57107120 57024							
57107120 57025							
57107120 57035							
57107120 57050							
57107120 57060							
57107120 57420							
57107120 57985							
57107120 57990							
57107120 57992							
57107120 61100							
57107120 61102							
57107120 61103							
57107120 61104							
57107120 61105							
57107120 61106							
57107120 61130							
57107120 61150							
57107120 61181							
57107120 61190							
57107120 61191							
57107120 62100							

190





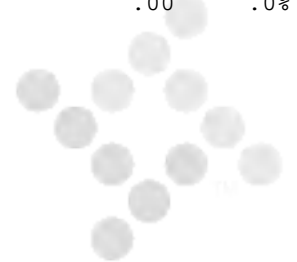
CITY OF BLOOMINGTON, IL  
 NEXT YEAR / CURRENT YEAR BUDGET ANALYSIS

PROJECTION: 20244 FY 2024 BUDGET MASTER LEVEL 4

ACCOUNTS FOR:

Arena Fund	2022 ACTUAL	2023 ORIG BUD	2023 REVISED BUD	2023 ACTUAL	2023 PROJECTION	2024 ADOPTED	PCT CHANGE
57107120 62107	Health Ins	.00	.00	.00	.00	.00	.0%
57107120 62109	ENH HMO	.00	.00	.00	.00	.00	.0%
57107120 62110	Group Life	50.40	68.00	68.00	33.60	160.00	476.00 600.0%
57107120 62111	Enh Vision	26.89	34.00	34.00	5.64	200.00	606.00 1682.4%
57107120 62113	BCBS 60/12	.00	.00	.00	4,519.37	30,000.00	89,573.00 .0%
57107120 62114	BCBS HSA	2,332.82	3,069.00	3,069.00	245.76	.00	.00 -100.0%
57107120 62115	RHS Contrb	.00	.00	.00	.00	.00	.00 .0%
57107120 62116	HSA City	650.00	650.00	650.00	.00	200.00	.00 -100.0%
57107120 62120	IMRF	21,643.53	23,934.00	23,934.00	16,100.13	12,500.00	37,369.00 56.1%
57107120 62121	IMRF Pens	.00	.00	.00	.00	.00	.00 .0%
57107120 62130	FICA	16,464.76	22,095.00	22,095.00	15,077.41	15,000.00	45,718.00 106.9%
57107120 62140	Medicare	3,850.79	6,047.00	6,047.00	3,526.03	3,300.00	10,695.00 76.9%
57107120 62145	FUTA	.00	.00	.00	.00	.00	.00 .0%
57107120 62146	SUTA	.00	.00	.00	.00	.00	.00 .0%
57107120 62147	Taxes	.00	.00	.00	.00	.00	.00 .0%
57107120 62150	UnEmpl Ins	.00	.00	.00	4,235.00	.00	.00 .0%
57107120 62190	Uniforms	.00	.00	.00	.00	.00	.00 .0%
57107120 62990	Othr Ben	740.28	1,800.00	1,800.00	820.04	1,000.00	4,200.00 133.3%
57107120 70009	Contr Lega	.00	.00	.00	.00	.00	.00 .0%
57107120 70092	GCExp	.00	.00	.00	.00	.00	.00 .0%
57107120 70093	Bank Fees	.00	700.00	700.00	.00	700.00	700.00 .0%
57107120 70094	BankSvcChg	.00	.00	.00	.00	.00	.00 .0%
57107120 70095	CC Fees	5,533.53	10,000.00	10,000.00	2,888.61	7,500.00	8,500.00 -15.0%
57107120 70096	FinChges	.00	.00	.00	.00	.00	.00 .0%
57107120 70097	MgtFees	.00	.00	.00	.00	.00	.00 .0%
57107120 70098	PyrlSvcFee	3,143.54	2,500.00	2,500.00	.00	1,500.00	2,500.00 .0%
57107120 70211	MedExp	.00	.00	.00	.00	.00	.00 .0%
57107120 70220	Oth PT Sv	16,807.95	15,000.00	15,000.00	12,676.36	17,500.00	20,000.00 33.3%
57107120 70221	OutSvcs	3,632.95	12,500.00	12,500.00	9,385.83	15,000.00	17,500.00 40.0%
57107120 70222	Contr Fulf	.00	.00	.00	.00	.00	.00 .0%
57107120 70227	TalentExp	389,039.38	250,000.00	215,000.00	.00	125,000.00	1,550,000.00 620.9%
57107120 70228	SoundLight	.00	20,000.00	20,000.00	1,700.00	6,000.00	50,000.00 150.0%
57107120 70230	SecurityEx	14,822.49	17,500.00	17,500.00	8,044.65	17,500.00	40,000.00 128.6%
57107120 70235	TxmstrFees	.00	30,000.00	30,000.00	.00	30,000.00	30,000.00 .0%
57107120 70240	ReimbFtbl	.00	.00	.00	.00	.00	.00 .0%
57107120 70241	ReimbP&R	.00	.00	.00	.00	.00	.00 .0%
57107120 70242	ReimbHockE	.00	.00	.00	.00	.00	.00 .0%
57107120 70243	ReimbBMICo	.00	.00	.00	.00	.00	.00 .0%
57107120 70244	ReimbCIAM	.00	.00	.00	.00	.00	.00 .0%
57107120 70310	CommFtbl	.00	.00	.00	.00	.00	.00 .0%
57107120 70315	CommHockey	.00	.00	.00	.00	.00	.00 .0%
57107120 70319	SpTeamComm	.00	.00	.00	.00	.00	.00 .0%
57107120 70320	CommCIAM	.00	.00	.00	.00	.00	.00 .0%
57107120 70321	3PrtyFBCom	.00	.00	.00	.00	.00	.00 .0%

191





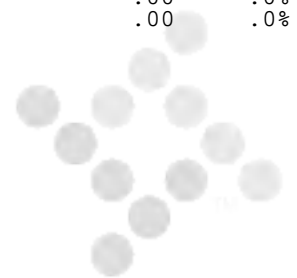
CITY OF BLOOMINGTON, IL  
 NEXT YEAR / CURRENT YEAR BUDGET ANALYSIS

PROJECTION: 20244 FY 2024 BUDGET MASTER LEVEL 4

ACCOUNTS FOR:

Arena Fund	2022 ACTUAL	2023 ORIG BUD	2023 REVISED BUD	2023 ACTUAL	2023 PROJECTION	2024 ADOPTED	PCT CHANGE
57107120 70322							
57107120 70324							
57107120 70325							
57107120 70326							
57107120 70327							
57107120 70328							
57107120 70329							
57107120 70330							
57107120 70335							
57107120 70410							
57107120 70411							
57107120 70413							
57107120 70415							
57107120 70416							
57107120 70421							
57107120 70422							
57107120 70430							
57107120 70515							
57107120 70516							
57107120 70520							
57107120 70530							
57107120 70533							
57107120 70535							
57107120 70540							
57107120 70543							
57107120 70544							
57107120 70545							
57107120 70546							
57107120 70595							
57107120 70608							
57107120 70610							
57107120 70611							
57107120 70613							
57107120 70614							
57107120 70615							
57107120 70616							
57107120 70625							
57107120 70630							
57107120 70631							
57107120 70632							
57107120 70633							
57107120 70634							
57107120 70635							
57107120 70636							
57107120 70637							

192







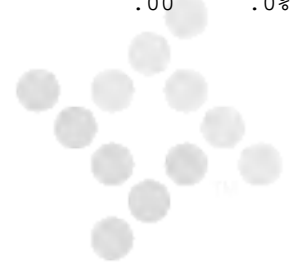
CITY OF BLOOMINGTON, IL  
 NEXT YEAR / CURRENT YEAR BUDGET ANALYSIS

PROJECTION: 20244 FY 2024 BUDGET MASTER LEVEL 4

ACCOUNTS FOR:

Arena Fund	2022 ACTUAL	2023 ORIG BUD	2023 REVISED BUD	2023 ACTUAL	2023 PROJECTION	2024 ADOPTED	PCT CHANGE
57107120 70638							
57107120 70641							
57107120 70656							
57107120 70690							
57107120 70702							
57107120 70703							
57107120 70704							
57107120 70712							
57107120 70713							
57107120 70714							
57107120 70720							
57107120 70790							
57107120 70791							
57107120 71010							
57107120 71011							
57107120 71013							
57107120 71017							
57107120 71018							
57107120 71024							
57107120 71025							
57107120 71030							
57107120 71037							
57107120 71062							
57107120 71063							
57107120 71064							
57107120 71065							
57107120 71066							
57107120 71067							
57107120 71070							
57107120 71073							
57107120 71190							
57107120 71191							
57107120 71195							
57107120 71315							
57107120 71325							
57107120 71335							
57107120 71340							
57107120 71341							
57107120 71345							
57107120 71346							
57107120 71990							
57107120 72120							
57107120 72140							
57107120 72521							

193



CITY OF BLOOMINGTON, IL  
 NEXT YEAR / CURRENT YEAR BUDGET ANALYSIS

PROJECTION: 20244 FY 2024 BUDGET MASTER LEVEL 4

ACCOUNTS FOR:

Arena Fund	2022 ACTUAL	2023 ORIG BUD	2023 REVISED BUD	2023 ACTUAL	2023 PROJECTION	2024 ADOPTED	PCT CHANGE
57107120 74990 Othr Intst	.00	.00	.00	.00	.00	.00	.0%
57107120 79060 Deprec	.00	.00	.00	.00	.00	.00	.0%
57107120 79120 Emp Relatn	.00	.00	.00	.00	.00	.00	.0%
57107120 79145 Move Exp	.00	.00	.00	.00	.00	.00	.0%
57107120 79150 Bad Debt	.00	.00	.00	.00	.00	.00	.0%
57107120 79196 ContrbtoFB	.00	.00	.00	.00	.00	.00	.0%
57107120 79220 EventStaff	.00	.00	.00	.00	.00	.00	.0%
57107120 79990 Othr Exp	.00	.00	.00	.00	.00	.00	.0%
57107120 79991 MiscEvtExp	739.01	5,000.00	5,000.00	28.22	5,000.00	12,500.00	150.0%
57107120 79993 EvntExpOth	.00	.00	.00	.00	.00	.00	.0%
57107120 79994 FBSpoilExp	.00	.00	.00	.00	.00	.00	.0%
57107120 79995 ExtraOrdEx	.00	.00	.00	.00	.00	.00	.0%
57107120 79997 PCHOLDING	.00	.00	.00	.00	.00	.00	.0%
57107120 85100 Fm General	.00	.00	.00	.00	.00	.00	.0%
57107120 89111 To GenAdm	93,442.47	25,972.02	25,972.02	25,972.02	25,972.02	48,997.16	88.7%
TOTAL Arena Venue	277,599.33	198,280.33	198,280.33	127,585.18	668,670.70	384,074.82	93.7%
TOTAL Arena Fund	451,775.94	.00	.00	779,748.34	.00	.00	.0%
TOTAL REVENUE	-3,385,652.96	-7,852,175.64	-7,729,192.86	-2,455,456.73	-5,637,193.44	-11,302,939.92	.0%
TOTAL EXPENSE	3,837,428.90	7,852,175.64	7,729,192.86	3,235,205.07	5,637,193.44	11,302,939.92	.0%
GRAND TOTAL	451,775.94	.00	.00	779,748.34	.00	.00	.0%





CITY OF BLOOMINGTON, IL  
 PROJECTION 20245 / BUDGET ENTRY FUTURE YRS REPORT

ORG	OBJECT PROJ	DESC	2025	2026	2027	2028
57107110 Arena Facilities						
57107110	40000	Use Fund B	.00	.00	.00	.00
57107110	50014	Hm Rule Tx	-1,939,440.00	-2,030,952.50	-2,118,077.50	-2,210,477.50
57107110	56010	Int Income	-30,000.00	-30,000.00	-30,000.00	-30,000.00
57107110	56110	UR GainLs	-6,519.30	-6,519.30	-6,519.30	-6,519.30
57107110	61100	Salary FT	95,725.08	98,596.82	101,554.73	104,601.28
57107110	61130	Salary SN	11,206.40	11,542.59	11,888.87	12,245.54
57107110	61150	Salary OT	20,303.36	20,912.46	21,539.83	22,186.03
57107110	62110	Group Life	68.00	68.00	68.00	68.00
57107110	62111	Enh Vision	157.00	157.00	157.00	157.00
57107110	62120	IMRF	7,868.17	8,104.22	8,347.34	8,597.76
57107110	62130	FICA	7,937.18	8,175.30	8,420.55	8,673.17
57107110	62140	Medicare	1,857.09	1,912.80	1,970.19	2,029.29
57107110	62170	UniformAll	900.00	900.00	900.00	900.00
57107110	62990	Othr Ben	600.00	600.00	600.00	600.00
57107110	70090	Audit Sv	24,453.75	25,187.36	25,942.98	26,721.27
57107110	70220	Oth PT Sv	26,250.00	27,038.00	27,849.00	28,684.00
57107110	70510	RepMaint B	78,750.00	81,113.00	83,546.00	86,052.00
57107110	70540	RepMt Othr	21,000.00	21,630.00	22,279.00	22,947.00
57107110	70702	WC Prem	736.45	758.54	781.30	804.74
57107110	70703	Liab Prem	1,212.62	1,248.99	1,286.46	1,325.06
57107110	70704	Prop In Pr	858.64	884.40	910.94	938.26
57107110	70712	WC Claim	4,166.32	4,291.31	4,420.05	4,552.65
57107110	70713	Liab Claim	282.46	290.94	299.66	308.65
57107110	70714	Prop Claim	282.46	290.94	299.66	308.65
57107110	70720	Ins Admin	721.63	743.27	765.57	788.54
57107110	72110	Cap Outl O	.00	.00	.00	.00
57107110	72140	CO Other	293,508.22	.00	.00	21,093.80
57107110	72520	Buildings	600,000.00	700,000.00	550,000.00	2,000,000.00
57107110	73401	Lease Prin	210,959.72	192,589.24	50,252.65	8,991.19
57107110	73701	Lease Int	10,267.73	4,694.45	754.33	71.99
57107110	85100	Fm General	-1,897,889.30	-1,745,158.80	-1,506,167.00	-2,987,392.70
57107110	89111	To GenAdm	75,404.69	77,666.84	79,996.84	82,396.75
57107110	89306	To 04 CsmB	1,939,440.00	2,030,952.50	2,118,077.50	2,210,477.50
TOTAL Arena Facilities			-438,931.63	-492,281.63	-537,855.35	-577,869.38
57107120 Arena Entertainment						
57107120	54430	Fac Rntl	-170,000.00	-175,000.00	-180,000.00	-185,000.00
57107120	54941	Club Membr	-2,500.00	-2,500.00	-2,500.00	-2,500.00
57107120	54942	Suites	-105,000.00	-110,000.00	-115,000.00	-120,000.00
57107120	54944	Sponsorshp	-160,000.00	-170,000.00	-180,000.00	-190,000.00
57107120	54945	NamingRgts	-300,000.00	-300,000.00	-300,000.00	-300,000.00
57107120	54948	SelfPromte	-15,000.00	-15,000.00	-15,000.00	-15,000.00
57107120	54949	NetMerch	-15,000.00	-15,000.00	-15,000.00	-15,000.00
57107120	54965	MerchComm	-20,000.00	-20,000.00	-20,000.00	-20,000.00
57107120	54971	BxOfFacFee	-2,205,000.00	-2,315,250.00	-2,431,012.50	-2,552,563.10
57107120	54972	TixRebates	-10,500.00	-11,025.00	-11,576.25	-12,155.06
57107120	54973	BO Fees	-10,500.00	-11,025.00	-11,576.25	-12,155.06
57107120	54976	BkstgCatSl	-10,500.00	-11,025.00	-11,576.25	-12,155.06

195



CITY OF BLOOMINGTON, IL  
 PROJECTION 20245 / BUDGET ENTRY FUTURE YRS REPORT

ORG	OBJECT PROJ	DESC	2025	2026	2027	2028
57107120	54979	ReimbEvtEx	-25,000.00	-25,000.00	-25,000.00	-25,000.00
57107120	57010	Food Sale	-157,500.00	-165,375.00	-173,643.75	-182,325.93
57107120	57021	NABevSales	-78,750.00	-82,687.50	-86,821.88	-91,162.97
57107120	57022	Beer Sales	-157,500.00	-165,375.00	-173,643.75	-182,325.93
57107120	57023	Wine Sales	-10,500.00	-11,025.00	-11,576.25	-12,155.06
57107120	57024	LiquorSale	-36,750.00	-38,587.50	-40,516.88	-42,542.72
57107120	57992	ATM Rev	-700.00	-700.00	-700.00	-700.00
57107120	61100	Salary FT	547,027.85	563,438.69	580,341.85	597,752.10
57107120	61130	Salary SN	225,570.00	232,337.10	239,307.21	246,486.43
57107120	61150	Salary OT	20,600.00	21,218.00	21,854.54	22,510.18
57107120	62100	Dental Enh	2,397.84	2,469.78	2,543.87	2,620.18
57107120	62110	Group Life	476.00	476.00	476.00	476.00
57107120	62111	Enh Vision	606.00	606.00	606.00	606.00
57107120	62113	BCBS 60/12	92,260.19	95,028.00	97,878.84	100,815.20
57107120	62120	IMRF	38,490.07	39,644.77	40,834.12	42,059.14
57107120	62130	FICA	47,089.54	48,502.23	49,957.29	51,456.01
57107120	62140	Medicare	11,015.85	11,346.33	11,686.72	12,037.32
57107120	62990	Othr Ben	4,200.00	4,200.00	4,200.00	4,200.00
57107120	70093	Bank Fees	700.00	700.00	700.00	700.00
57107120	70095	CC Fees	8,500.00	8,500.00	8,500.00	8,500.00
57107120	70098	PyrlSvcFee	2,500.00	2,500.00	2,500.00	2,500.00
57107120	70220	Oth PT Sv	22,500.00	25,000.00	27,500.00	30,000.00
57107120	70221	OutSvcs	20,000.00	22,500.00	25,000.00	27,500.00
57107120	70227	TalentExp	1,650,000.00	1,750,000.00	1,850,000.00	1,950,000.00
57107120	70228	SoundLight	60,000.00	70,000.00	80,000.00	90,000.00
57107120	70230	SecurityEx	50,000.00	60,000.00	70,000.00	80,000.00
57107120	70235	TxmstrFees	30,000.00	30,000.00	30,000.00	30,000.00
57107120	70324	PromoDisc	27,500.00	30,000.00	32,500.00	35,000.00
57107120	70415	PestCntrl	4,500.00	4,750.00	5,000.00	5,250.00
57107120	70421	EquipRentl	17,500.00	20,000.00	22,500.00	25,000.00
57107120	70430	MFD LEASE	1,200.00	1,200.00	1,200.00	1,200.00
57107120	70515	BldgMaint	20,000.00	22,500.00	25,000.00	27,500.00
57107120	70525	AutoExp	3,090.00	3,182.70	3,278.18	3,376.53
57107120	70530	RepMaint O	35,500.00	35,500.00	35,500.00	35,500.00
57107120	70540	RepMt Othr	6,200.00	6,700.00	7,200.00	7,700.00
57107120	70543	RepMntEquip	30,000.00	32,500.00	35,000.00	37,500.00
57107120	70608	EventAdv	110,000.00	120,000.00	130,000.00	140,000.00
57107120	70611	PrintBind	30,000.00	32,500.00	35,000.00	37,500.00
57107120	70616	LicPermits	5,000.00	5,000.00	5,000.00	5,000.00
57107120	70631	Dues	7,000.00	8,000.00	9,000.00	10,000.00
57107120	70632	Pro Develop	10,000.00	11,000.00	12,000.00	13,000.00
57107120	70641	Temp Sv	50,000.00	50,000.00	50,000.00	50,000.00
57107120	70656	TrashRemov	13,250.00	13,250.00	13,250.00	13,250.00
57107120	70702	WC Prem	4,969.44	5,118.52	5,272.08	5,430.24
57107120	70703	Liab Prem	8,182.56	8,428.04	8,680.88	8,941.31
57107120	70704	Prop Prem	5,794.01	5,967.83	6,146.86	6,331.27
57107120	70712	WC Claim	28,113.73	28,957.14	29,825.85	30,720.63
57107120	70713	Liab Claim	1,906.02	1,963.20	2,022.09	2,082.75
57107120	70714	Prop Claim	1,906.02	1,963.20	2,022.09	2,082.75
57107120	70720	Ins Admin	4,869.43	5,015.51	5,165.98	5,320.96
57107120	71010	Off Supp	5,000.00	5,000.00	5,000.00	5,000.00
57107120	71013	Com Supp	2,000.00	2,000.00	2,000.00	2,000.00





CITY OF BLOOMINGTON, IL  
 PROJECTION 20245 / BUDGET ENTRY FUTURE YRS REPORT

ORG	OBJECT PROJ	DESC	2025	2026	2027	2028
<a href="#">57107120</a>	<a href="#">71017</a>	Postage	6,000.00	7,000.00	8,000.00	9,000.00
<a href="#">57107120</a>	<a href="#">71024</a>	Janit Supp	25,000.00	30,000.00	35,000.00	40,000.00
<a href="#">57107120</a>	<a href="#">71025</a>	FBChemPG	15,000.00	17,500.00	20,000.00	22,500.00
<a href="#">57107120</a>	<a href="#">71030</a>	UniformSup	5,000.00	7,500.00	7,500.00	7,500.00
<a href="#">57107120</a>	<a href="#">71037</a>	FBEqumSmwr	2,000.00	2,000.00	2,000.00	2,000.00
<a href="#">57107120</a>	<a href="#">71062</a>	NABevCOGS	26,250.00	27,562.50	28,940.63	30,387.66
<a href="#">57107120</a>	<a href="#">71063</a>	FoodCOGS	78,750.00	82,687.50	86,821.88	91,162.97
<a href="#">57107120</a>	<a href="#">71064</a>	BeerCOGS	52,500.00	55,125.00	57,881.25	60,775.31
<a href="#">57107120</a>	<a href="#">71065</a>	WineCOGS	5,250.00	5,512.50	5,788.13	6,077.53
<a href="#">57107120</a>	<a href="#">71066</a>	LiqCOGS	10,500.00	11,025.00	11,576.25	12,155.06
<a href="#">57107120</a>	<a href="#">71073</a>	FuelNonCit	1,000.00	1,000.00	1,000.00	1,000.00
<a href="#">57107120</a>	<a href="#">71195</a>	OthrSupply	12,000.00	14,000.00	16,000.00	18,000.00
<a href="#">57107120</a>	<a href="#">71315</a>	NaturalGas	60,000.00	60,000.00	60,000.00	60,000.00
<a href="#">57107120</a>	<a href="#">71325</a>	Electric	230,000.00	230,000.00	230,000.00	230,000.00
<a href="#">57107120</a>	<a href="#">71335</a>	Water	35,000.00	35,000.00	35,000.00	35,000.00
<a href="#">57107120</a>	<a href="#">71340</a>	Telecom	25,000.00	25,000.00	25,000.00	25,000.00
<a href="#">57107120</a>	<a href="#">71341</a>	PhoneFax	7,500.00	7,500.00	7,500.00	7,500.00
<a href="#">57107120</a>	<a href="#">79991</a>	MiscEvtExp	15,000.00	17,500.00	20,000.00	22,500.00
<a href="#">57107120</a>	<a href="#">89111</a>	To GenAdm	50,467.08	51,981.09	53,540.52	55,146.74
	TOTAL Arena Entertainment		438,931.63	492,281.63	537,855.35	577,869.38
	TOTAL REVENUE		-7,364,548.60	-7,457,205.60	-7,465,907.56	-9,207,130.39
	TOTAL EXPENSE		7,364,548.60	7,457,205.60	7,465,907.56	9,207,130.39
	GRAND TOTAL		.00	.00	.00	.00

197



This page intentionally left blank



# INTERNAL SERVICE FUNDS



## INTERNAL SERVICE FUNDS

60150150 Casualty (W/C General Liability) Insurance Fund

60200210-60200290 Employee Health Insurance

60280210-60280290 Retiree Health Insurance

# CASUALTY (W/C GENERAL LIABILITY) INSURANCE 6015



## Purpose

The City is given certain immunities from liabilities, which are not available to non-governmental entities as provided under the "Local Governmental and Governmental Employees Tort Immunity Act" (745 ILCS 10). This statute was extensively revised in 1986 because many municipalities were unable to purchase liability insurance because of the high cost of paying claims. The underlying philosophy is that, even though it may be perceived to be unfair to have damages and injuries paid by an individual resident's insurance company, the alternative (having the local government pay) would result in greatly increased taxation to pay judgments. The Tort Immunity Act generally imposes liability for injuries on government-owned property only when the local government had actual or constructive notice of the defect in the property in sufficient time to reasonably take action to respond to the defect. In certain types of activities, the City is not liable at all (for example, injuries that resulted from weather conditions). The City staff regularly meets with its third-party insurance administrator to determine if the insurance that has been purchased provides adequate coverage to protect the City in the event of liability claims.

Contributions from the City departments pay for the projected costs of the Casualty Insurance Program. Projected premiums, administrative fees, and claims are prorated across departments using a weighted average of 85% of the 5-year claim losses and 15% of total salaries and benefits of each department. This methodology allocates costs to the departments based primarily on their claim history but also allocates some costs to all departments for participation in the program regardless of claims history.

## What Does the Casualty Insurance Fund Include?

Casualty Insurance includes:

- General Liability – Covers "slip and fall" accidents
- Property – Reimburses for damage to and loss of property
- Auto Physical and Liability – Reimburses for liability and damage to vehicles
- Worker's Compensation – Covers the costs of related medical expenses when an employee is injured
- Public Official Liability – Covers any legal action taken against public officials
- Employee Practices Liability – Covers expenses related to legal action taken for wrongful termination lawsuits or discrimination
- Law Enforcement – Special policy relating to Police
- Employee Benefits (Errors and Omissions) – Covers the cost if an employee is inadvertently not signed up for benefits
- Sexual Abuse – Covers expenses resulting from Sexual Harassment or Sexual Abuse lawsuits
- Failure to Supply – Covers costs if the City does not follow through on contractual obligations to provide services or products
- Health and Social Services – Covers medical malpractice



## FY 2024 Budget & Program Highlights

- As we continually strive to minimize loss exposure, The Safety and Risk Manager position serves to oversee city-wide claims management, the annual insurance renewal process and loss management programs.
- The procurement of Casualty Insurance at the best possible rates from an administrator that provides efficient and competent service maximizes savings and generates better results sooner. Effective insurance coverage helps the City to remain financially sound and to provide quality basic services.

## Funding Source

Contributions from various City Funds.

## What We Accomplished in FY 2023

- We continued to maintain our focus on Safety / Risk Management as a top priority in FY 2022 to better serve the members of the community with the highest level of quality that they deserve.

## Budgetary Fund Balance

Casualty Insurance Fund	FY 2022 (audited)	FY 2023 (Projected)	FY 2024 (Projected)
<b>Budgetary Fund Balance</b>	\$2,819,319	\$2,691,853	\$2,726,512

## Challenges

City staffing continues to be an issue.

## Fun Facts

The City is self-insured, but carries supplemental commercial insurance for certain types of claims or claims with an excess of certain dollar amounts.



CITY OF BLOOMINGTON, IL  
 NEXT YEAR / CURRENT YEAR BUDGET ANALYSIS

PROJECTION: 20244 FY 2024 BUDGET MASTER LEVEL 4

ACCOUNTS FOR:

Casualty Insurance	2022 ACTUAL	2023 ORIG BUD	2023 REVISED BUD	2023 ACTUAL	2023 PROJECTION	2024 ADOPTED	PCT CHANGE
60150150 40000 Use Fund B	.00	.00	.00	.00	-127,465.92	.00	.0%
60150150 56010 Int Income	-10,320.11	-10,000.00	-10,000.00	-28,753.20	-40,000.00	-40,000.00	300.0%
60150150 56110 UR GainLs	.00	-5,733.70	-5,733.70	.00	-5,733.70	-5,733.70	.0%
60150150 57230 CtyContrib	-4,522,284.06	-4,995,612.34	-4,995,612.34	-4,995,612.27	-4,995,612.27	-5,164,323.03	3.4%
60150150 57290 OthrIns Rv	-18,718.88	.00	.00	-15,752.94	-14,950.15	.00	.0%
60150150 57990 Misc Rev	.00	.00	.00	.00	.00	.00	.0%
60150150 61100 Salary FT	98,907.60	101,110.00	101,110.00	77,776.40	101,109.32	104,143.00	3.0%
60150150 62102 Vision Ins	.00	.00	.00	.00	.00	.00	.0%
60150150 62104 BCBS 400	.00	.00	.00	.00	.00	.00	.0%
60150150 62110 Group Life	67.20	68.00	68.00	50.40	67.20	68.00	.0%
60150150 62111 Enh Vision	156.95	157.00	157.00	117.36	156.48	157.00	.0%
60150150 62114 BCBS HSA	5,944.00	6,138.00	6,138.00	4,370.49	5,852.03	5,899.00	-3.9%
60150150 62115 RHS Contrb	.00	.00	.00	.00	.00	.00	.0%
60150150 62116 HSA City	1,300.00	1,300.00	1,300.00	.00	1,200.00	1,200.00	-7.7%
60150150 62120 IMRF	11,221.19	9,717.00	9,717.00	7,144.22	8,506.05	7,061.00	-27.3%
60150150 62130 FICA	5,999.78	6,133.00	6,133.00	4,724.58	6,134.31	6,326.00	3.1%
60150150 62140 Medicare	1,403.13	1,435.00	1,435.00	1,104.97	1,434.65	1,480.00	3.1%
60150150 62160 Work Comp	.00	.00	.00	.00	.00	.00	.0%
60150150 62990 Othr Ben	.00	600.00	600.00	166.70	.00	.00	-100.0%
60150150 70090 Audit Sv	21,743.81	23,000.00	23,000.00	3,738.02	23,000.00	24,000.00	4.3%
60150150 70220 Oth PT Sv	60,258.25	61,893.55	56,593.00	70,388.00	64,093.00	62,831.95	11.0%
60150150 70611 PrintBind	.00	.00	.00	.00	.00	.00	.0%
60150150 70631 Dues	.00	.00	.00	.00	.00	.00	.0%
60150150 70632 Pro Develp	250.00	10,000.00	10,000.00	.00	10,000.00	10,000.00	.0%
60150150 70690 Purch Serv	.00	2,100.00	2,100.00	.00	2,100.00	2,100.00	.0%
60150150 70702 WC Prem	306,082.00	351,994.30	322,200.00	322,200.00	322,200.00	378,585.00	17.5%
60150150 70703 Liab Prem	405,722.00	466,580.30	530,527.00	530,527.00	530,527.00	623,369.23	17.5%
60150150 70704 Prop Prem	331,995.00	381,794.25	375,662.00	375,662.00	375,662.00	441,402.85	17.5%
60150150 70705 Veh Prem	.00	.00	.00	.00	.00	.00	.0%
60150150 70711 WC Prem Pr	.00	.00	.00	.00	.00	.00	.0%
60150150 70712 WC Claim	2,554,461.89	3,000,000.00	3,000,000.00	1,715,272.40	3,000,000.00	2,950,000.00	-1.7%
60150150 70713 Liab Claim	204,393.73	200,000.00	200,000.00	78,744.77	180,000.00	200,000.00	.0%
60150150 70714 Prop Claim	255,200.65	225,000.00	225,000.00	298,169.29	400,000.00	200,000.00	-11.1%
60150150 70715 Veh Claim	.00	.00	.00	.00	.00	.00	.0%
60150150 70720 Ins Admin	384,635.00	150,000.00	127,280.40	123,500.00	150,000.00	150,000.00	17.9%
60150150 71010 Off Supp	.00	.00	.00	.00	.00	.00	.0%
60150150 71035 SafeEquip	.00	6,000.00	6,000.00	.00	1,000.00	6,000.00	.0%
60150150 71340 Telecom	688.65	700.00	700.00	473.49	720.00	775.00	10.7%
60150150 79196 ContrbtoFB	.00	5,625.64	5,625.64	.00	.00	34,658.70	516.1%
60150150 79990 Othr Exp	.00	.00	.00	.00	.00	.00	.0%
60150150 85100 Fm General	.00	.00	.00	.00	.00	.00	.0%
<b>TOTAL Casualty Insurance</b>	<b>99,107.78</b>	<b>.00</b>	<b>.00</b>	<b>-1,425,988.32</b>	<b>.00</b>	<b>.00</b>	<b>.0%</b>
<b>TOTAL REVENUE</b>	<b>-4,551,323.05</b>	<b>-5,011,346.04</b>	<b>-5,011,346.04</b>	<b>-5,040,118.41</b>	<b>-5,183,762.04</b>	<b>-5,210,056.73</b>	<b>.0%</b>
<b>TOTAL EXPENSE</b>	<b>4,650,430.83</b>	<b>5,011,346.04</b>	<b>5,011,346.04</b>	<b>3,614,130.09</b>	<b>5,183,762.04</b>	<b>5,210,056.73</b>	<b>.0%</b>
<b>GRAND TOTAL</b>	<b>99,107.78</b>	<b>.00</b>	<b>.00</b>	<b>-1,425,988.32</b>	<b>.00</b>	<b>.00</b>	<b>.0%</b>

202



CITY OF BLOOMINGTON, IL  
 PROJECTION 20245 / BUDGET ENTRY FUTURE YRS REPORT

ORG	OBJECT PROJ	DESC	2025	2026	2027	2028
60150150 Casualty Insurance						
<a href="#">60150150 56010</a>		Int Income	-40,000.00	-40,000.00	-40,000.00	-40,000.00
<a href="#">60150150 56110</a>		UR GainLs	-5,733.70	-5,733.70	-5,733.70	-5,733.70
<a href="#">60150150 57230</a>		CtyContrib	-5,319,252.70	-5,478,830.30	-5,643,195.20	-5,812,491.00
<a href="#">60150150 61100</a>		Salary FT	107,267.29	110,485.31	113,799.87	117,213.86
<a href="#">60150150 62110</a>		Group Life	68.00	68.00	68.00	68.00
<a href="#">60150150 62111</a>		Enh Vision	157.00	157.00	157.00	157.00
<a href="#">60150150 62114</a>		BCBS HSA	6,075.97	6,258.25	6,446.00	6,639.38
<a href="#">60150150 62116</a>		HSA City	1,200.00	1,200.00	1,200.00	1,200.00
<a href="#">60150150 62120</a>		IMRF	7,272.83	7,491.01	7,715.75	7,947.22
<a href="#">60150150 62130</a>		FICA	6,515.78	6,711.25	6,912.59	7,119.97
<a href="#">60150150 62140</a>		Medicare	1,524.40	1,570.13	1,617.24	1,665.75
<a href="#">60150150 70090</a>		Audit Sv	24,000.00	25,000.00	26,000.00	27,000.00
<a href="#">60150150 70220</a>		Oth PT Sv	64,716.91	66,658.42	68,658.17	70,717.91
<a href="#">60150150 70632</a>		Pro Develp	10,000.00	11,000.00	12,000.00	13,000.00
<a href="#">60150150 70690</a>		Purch Serv	3,000.00	3,500.00	4,000.00	4,500.00
<a href="#">60150150 70702</a>		WC Prem	389,942.55	401,640.83	413,690.05	426,100.75
<a href="#">60150150 70703</a>		Liab Prem	642,070.30	661,332.41	681,172.38	701,607.56
<a href="#">60150150 70704</a>		Prop Prem	454,644.94	468,284.28	482,332.81	496,802.80
<a href="#">60150150 70712</a>		WC Claim	3,038,500.00	3,129,655.00	3,223,544.65	3,320,250.99
<a href="#">60150150 70713</a>		Liab Claim	206,000.00	212,180.00	218,545.40	225,101.76
<a href="#">60150150 70714</a>		Prop Claim	206,000.00	212,180.00	218,545.40	225,101.76
<a href="#">60150150 70720</a>		Ins Admin	154,500.00	159,135.00	163,909.05	168,826.32
<a href="#">60150150 71035</a>		SafeEquip	6,000.00	6,000.00	7,000.00	7,000.00
<a href="#">60150150 71340</a>		Telecom	800.00	850.00	900.00	950.00
<a href="#">60150150 79196</a>		ContrbttoFB	34,730.43	33,207.11	30,714.54	29,253.67
TOTAL Casualty Insurance			.00	.00	.00	.00
TOTAL REVENUE			-5,364,986.40	-5,524,564.00	-5,688,928.90	-5,858,224.70
TOTAL EXPENSE			5,364,986.40	5,524,564.00	5,688,928.90	5,858,224.70
GRAND TOTAL			.00	.00	.00	.00

203



# EMPLOYEE HEALTH INSURANCE FUND 6020



## Purpose

The City offers employee benefits to attract qualified workers, retain its staff, meet requirements set in collective bargaining agreements, and fulfill Affordable Care Act (ACA) requirements. Benefits include health, dental, and vision plans, \$50,000 group life insurance, medical and dependent care flexible spending accounts, and a voluntary (employee paid) life insurance plan.

## 2023 Premium Changes

Plan Year	City Blue Cross PPO Plans	City Blue Cross HMO	Police Union Plan
2023	2.9%	2.9%	3.5%
2022	5.8%	-5.6%	6.5%
2021	8.9%	-2.4%	5.0%

- In July 2022, the City left the Intergovernmental Personnel Benefit Cooperative (IPBC), which it had been affiliated with since 2017. By purchasing medical insurance and Rx coverage directly through Blue Cross Blue Shield and employee life insurance through The Standard, premiums as of 7/1/22 decreased 6.6%. This arrangement will continue into 2023 and beyond.
- The City experienced a 5.3% premium increase in Dental plan premiums for 2023.
- Vision rates with VSP remained the same for 2023, without needing to make plan design changes.

## Budget & Program Highlights

- Health plan designs continue to be re-evaluated to meet the needs of the City's employees, while being fiscally responsible stewards of public funds. In 2019, the City began offering a high-deductible Preferred Provider Organization (PPO) with Health Savings Account (HSA) option to some union and all classified/non-union employees. All full-time benefits eligible employees have access to this insurance plan option.
- To help preserve the sustainability of the City's health plan, a change to spousal eligibility was implemented in 2019 for non-union and all non-sworn union employees, in that to remain on the City's health plan the spouse must not have coverage available via his/her employer.
- Through collective bargaining agreement, the City continues to administer a Police Benevolent Protective Association (PBPA) health plan for its sworn officers.
- Affordable Care Act (ACA)
  - The ACA provision to provide insurance for part-time employees working an average of 30 hours per week took effect January 1, 2015 and remains in effect. As a result, 3 seasonal employees are enrolled in health insurance as of December 2022.
  - To meet ACA reporting requirements, the City continues to contract with an outside vendor to generate and distribute 1095 forms to employees and report to the IRS.

## Plan Funding

- Employees contribute approximately 25% of health plan premiums and 50% for dental and vision coverage. Employee contributions are applied to departmental budgets.
- Bloomington Township and the Bloomington Public Library continue to reimburse the City for the cost of its employees' coverage for City health, dental and vision insurance.

## Budgetary Fund Balance

Employee Health Insurance Fund	FY 2022 (audited)	FY 2023 (Projected)	FY 2024 (Projected)
<b>Budgetary Fund Balance</b>	\$1,994,298	\$1,828,798	\$1,688,798




CITY OF BLOOMINGTON, IL  
 NEXT YEAR / CURRENT YEAR BUDGET ANALYSIS

PROJECTION: 20244 FY 2024 BUDGET MASTER LEVEL 4

ACCOUNTS FOR:

Employee Insurance & Benefits	2022 ACTUAL	2023 ORIG BUD	2023 REVISED BUD	2023 ACTUAL	2023 PROJECTION	2024 ADOPTED	PCT CHANGE
60200210 Blue Cross/Blue Shield PPO							
60200210 56010 Int Income	-2,020.22	.00	.00	-21,277.56	-7,000.00	-7,000.00	.0%
60200210 56110 UR GainLs	.00	-1,426.60	-1,426.60	.00	.00	.00	-100.0%
60200210 57214 CFm OthrAg	-16,330.00	.00	.00	-10,140.00	.00	.00	.0%
60200210 70717 Claim Pd	.00	.00	.00	-704.13	.00	.00	.0%
<b>TOTAL Blue Cross/Blue Shield</b>	<b>-18,350.22</b>	<b>-1,426.60</b>	<b>-1,426.60</b>	<b>-32,121.69</b>	<b>-7,000.00</b>	<b>-7,000.00</b>	<b>390.7%</b>
60200220 Blue Cross Blue Shield 2017PPO							
60200220 57210 EmpContrib	-465,415.97	-489,250.00	-489,250.00	-321,223.02	-450,000.00	-450,000.00	-8.0%
60200220 57214 CFm OthrAg	.00	.00	.00	-704.13	.00	.00	.0%
60200220 57230 CtyContrib	-1,397,132.83	-1,467,750.00	-1,467,750.00	-963,653.24	-1,350,000.00	-1,350,000.00	-8.0%
60200220 70719 Prem Pd	1,908,038.04	1,957,000.00	1,924,710.22	1,031,827.27	1,800,000.00	1,800,000.00	-6.5%
<b>TOTAL Blue Cross Blue Shield</b>	<b>45,489.24</b>	<b>.00</b>	<b>-32,289.78</b>	<b>-253,753.12</b>	<b>.00</b>	<b>.00</b>	<b>-100.0%</b>
60200221 Blue Cross PPO 600/1200							
60200221 57210 EmpContrib	-865,748.69	-971,250.00	-971,250.00	-625,903.13	-900,000.00	-850,000.00	-12.5%
60200221 57214 ContrOtrAg	-30,071.58	-36,200.00	-36,200.00	-15,812.40	-18,000.00	-26,000.00	-28.2%
60200221 57230 CtyContrib	-2,592,513.26	-2,913,750.00	-2,913,750.00	-1,889,354.35	-2,700,000.00	-2,550,000.00	-12.5%
60200221 70719 Prem Pd	3,553,100.74	3,921,200.00	3,835,625.30	2,218,732.01	3,618,000.00	3,426,000.00	-10.7%
60200221 79150 Bad Debt	1,512.51	.00	.00	.00	.00	.00	.0%
<b>TOTAL Blue Cross PPO 600/120</b>	<b>66,279.72</b>	<b>.00</b>	<b>-85,574.70</b>	<b>-312,337.87</b>	<b>.00</b>	<b>.00</b>	<b>-100.0%</b>
60200222 Blue Cross PPO W/HSA							
60200222 57210 EmpContrib	-376,452.68	-441,000.00	-441,000.00	-333,727.22	-460,000.00	-450,000.00	2.0%
60200222 57214 CFm OthrAg	-106,427.32	-101,100.00	-101,100.00	-112,432.51	-150,000.00	-120,000.00	18.7%
60200222 57230 CtyContrib	-1,104,743.13	-1,515,465.00	-1,515,465.00	-951,401.34	-1,380,000.00	-1,350,000.00	-10.9%
60200222 62116 HSA Contr	22,016.65	.00	.00	223,833.34	20,000.00	20,000.00	.0%
60200222 70719 Prem Pd	1,589,533.61	1,865,100.00	1,805,576.37	1,384,205.99	1,990,000.00	1,920,000.00	6.3%
60200222 79150 Bad Debt	.00	.00	.00	4,946.63	.00	.00	.0%
<b>TOTAL Blue Cross PPO W/HSA</b>	<b>23,927.13</b>	<b>-192,465.00</b>	<b>-251,988.63</b>	<b>215,424.89</b>	<b>20,000.00</b>	<b>20,000.00</b>	<b>-107.9%</b>
60200230 Police Plan							
60200230 57210 EmpContrib	-819,263.68	-990,000.00	-990,000.00	-641,873.22	-900,000.00	-900,000.00	-9.1%
60200230 57213 CFmr Emp	-10,439.23	.00	.00	-9,158.40	.00	.00	.0%
60200230 57230 CtyContrib	-2,467,439.61	-2,970,000.00	-2,970,000.00	-1,962,250.23	-2,600,000.00	-2,600,000.00	-12.5%
60200230 70719 Prem Pd	3,373,887.31	3,960,000.00	3,960,000.00	2,664,221.57	3,500,000.00	3,500,000.00	-11.6%
60200230 79150 Bad Debt	4,250.73	.00	.00	.00	.00	.00	.0%
<b>TOTAL Police Plan</b>	<b>80,995.52</b>	<b>.00</b>	<b>.00</b>	<b>50,939.72</b>	<b>.00</b>	<b>.00</b>	<b>.0%</b>
60200233 Blue Cross Blue Shield HMO IL							
60200233 57210 EmpContrib	-118,942.24	-105,000.00	-105,000.00	-72,407.10	-100,000.00	-91,000.00	-13.3%

206




CITY OF BLOOMINGTON, IL  
 NEXT YEAR / CURRENT YEAR BUDGET ANALYSIS

PROJECTION: 20244 FY 2024 BUDGET MASTER LEVEL 4

ACCOUNTS FOR:

Employee Insurance & Benefits	2022 ACTUAL	2023 ORIG BUD	2023 REVISED BUD	2023 ACTUAL	2023 PROJECTION	2024 ADOPTED	PCT CHANGE
60200233 57214 CFm OthrAg	-21,127.80	-25,500.00	-25,500.00	-300.60	-300.60	.00	-100.0%
60200233 57230 CtyContrib	-354,062.09	-315,000.00	-315,000.00	-215,252.68	-300,000.00	-273,000.00	-13.3%
60200233 70719 Prem Pd	481,763.31	445,500.00	438,518.11	137,592.20	400,300.60	364,000.00	-17.0%
<b>TOTAL Blue Cross Blue Shield</b>	<b>-12,368.82</b>	<b>.00</b>	<b>-6,981.89</b>	<b>-150,368.18</b>	<b>.00</b>	<b>.00</b>	<b>-100.0%</b>
60200240 Dental							
60200240 57210 EmpContrib	-44,575.38	-46,350.00	-46,350.00	-31,311.15	-43,000.00	-45,000.00	-2.9%
60200240 57213 CFmr Emp	-112.32	.00	.00	-304.64	.00	.00	.0%
60200240 57230 CtyContrib	-44,142.42	-46,350.00	-46,350.00	-31,583.51	-43,000.00	-45,000.00	-2.9%
60200240 70717 Claim Pd	90,322.75	92,700.00	92,700.00	67,161.21	86,000.00	85,500.00	-7.8%
60200240 70720 Ins Admin	905.16	5,100.00	5,100.00	4,136.74	4,500.00	4,500.00	-11.8%
60200240 79150 Bad Debt	161.80	.00	.00	.00	.00	.00	.0%
<b>TOTAL Dental</b>	<b>2,559.59</b>	<b>5,100.00</b>	<b>5,100.00</b>	<b>8,098.65</b>	<b>4,500.00</b>	<b>.00</b>	<b>-100.0%</b>
60200242 Dental Enhanced							
60200242 57210 EmpContrib	-166,824.07	-169,950.00	-169,950.00	-122,374.34	-169,950.00	-175,000.00	3.0%
60200242 57213 CFmr Emp	-403.83	.00	.00	-142.49	.00	.00	.0%
60200242 57214 CFm OthrAg	-9,331.67	-13,699.00	-13,699.00	-7,830.58	-10,500.00	-9,500.00	-30.7%
60200242 57230 CtyContrib	-166,135.33	-169,950.00	-169,950.00	-121,372.30	-169,950.00	-175,000.00	3.0%
60200242 70717 Claim Pd	308,644.13	353,599.00	353,599.00	217,662.13	350,400.00	338,500.00	-4.3%
60200242 70720 Ins Admin	20,874.26	21,750.00	21,750.00	15,903.82	21,000.00	21,000.00	-3.4%
60200242 79150 Bad Debt	65.09	.00	.00	306.40	.00	.00	.0%
<b>TOTAL Dental Enhanced</b>	<b>-13,111.42</b>	<b>21,750.00</b>	<b>21,750.00</b>	<b>-17,847.36</b>	<b>21,000.00</b>	<b>.00</b>	<b>-100.0%</b>
60200250 Vision							
60200250 57210 EmpContrib	-19,498.41	-20,600.00	-20,600.00	-14,452.33	-20,000.00	-20,000.00	-2.9%
60200250 57213 CFmr Emp	-37.43	.00	.00	-79.72	.00	.00	.0%
60200250 57230 CtyContrib	-19,443.61	-20,600.00	-20,600.00	-14,467.49	-20,000.00	-20,000.00	-2.9%
60200250 70719 Prem Pd	40,072.24	41,200.00	41,200.00	30,971.98	40,000.00	40,000.00	-2.9%
60200250 79150 Bad Debt	12.93	.00	.00	16.68	.00	.00	.0%
<b>TOTAL Vision</b>	<b>1,105.72</b>	<b>.00</b>	<b>.00</b>	<b>1,989.12</b>	<b>.00</b>	<b>.00</b>	<b>.0%</b>
60200252 Vision Enhanced							
60200252 57210 EmpContrib	-34,559.72	-35,020.00	-35,020.00	-26,042.03	-35,000.00	-35,000.00	-.1%
60200252 57214 CFm OthrAg	-2,519.63	-3,090.00	-3,090.00	-2,310.78	-2,600.00	-2,600.00	-15.9%
60200252 57230 CtyContrib	-34,174.35	-35,020.00	-35,020.00	-25,684.00	-35,000.00	-35,000.00	-.1%
60200252 70719 Prem Pd	78,065.58	73,130.00	73,130.00	59,175.79	72,600.00	72,600.00	-.7%
60200252 79150 Bad Debt	.00	.00	.00	45.02	.00	.00	.0%
<b>TOTAL Vision Enhanced</b>	<b>6,811.88</b>	<b>.00</b>	<b>.00</b>	<b>5,184.00</b>	<b>.00</b>	<b>.00</b>	<b>.0%</b>
60200290 Miscellaneous Benefits							
60200290 40000 Use Fund B	.00	.00	.00	.00	-165,500.00	-140,000.00	.0%

207





CITY OF BLOOMINGTON, IL  
 NEXT YEAR / CURRENT YEAR BUDGET ANALYSIS

PROJECTION: 20244 FY 2024 BUDGET MASTER LEVEL 4

ACCOUNTS FOR:

Employee Insurance & Benefits	2022 ACTUAL	2023 ORIG BUD	2023 REVISED BUD	2023 ACTUAL	2023 PROJECTION	2024 ADOPTED	PCT CHANGE
60200290 57210 EmpContrib	-29,439.17	-31,930.00	-31,930.00	-21,654.00	-29,500.00	-29,000.00	-9.2%
60200290 57230 CtyContrib	-40,992.00	-43,260.00	-43,260.00	-31,494.40	-43,000.00	-49,000.00	13.3%
60200290 62110 Group Life	57,609.18	43,260.00	43,260.00	9,539.34	43,000.00	49,000.00	13.3%
60200290 62112 Vol Life	29,520.00	31,930.00	31,930.00	24,080.00	29,500.00	29,000.00	-9.2%
60200290 70220 Oth PT Sv	56,018.60	63,000.00	247,370.00	80,153.59	127,000.00	127,000.00	-48.7%
60200290 70716 StpLss Ins	.00	.00	.00	331,453.97	.00	.00	.0%
60200290 79196 ContrbtoFB	.00	104,041.60	104,041.60	.00	.00	.00	-100.0%
TOTAL Miscellaneous Benefits	72,716.61	167,041.60	351,411.60	392,078.50	-38,500.00	-13,000.00	-103.7%
TOTAL Employee Insurance & B	256,054.95	.00	.00	-92,713.34	.00	.00	.0%
TOTAL REVENUE	-11,360,319.67	-12,978,510.60	-12,978,510.60	-8,597,974.89	-12,102,300.60	-11,797,100.00	.0%
TOTAL EXPENSE	11,616,374.62	12,978,510.60	12,978,510.60	8,505,261.55	12,102,300.60	11,797,100.00	.0%
GRAND TOTAL	256,054.95	.00	.00	-92,713.34	.00	.00	.0%







CITY OF BLOOMINGTON, IL  
 PROJECTION 20245 / BUDGET ENTRY FUTURE YRS REPORT

ORG	OBJECT PROJ	DESC	2025	2026	2027	2028
60200210		Blue Cross/Blue				
<a href="#">60200210 56010</a>		Int Income	-7,000.00	-7,000.00	-7,000.00	-7,000.00
<a href="#">60200210 57210</a>		EmpContrib	-68,350.00	-74,607.50	-81,340.08	-88,584.04
		TOTAL Blue Cross/Blue	-75,350.00	-81,607.50	-88,340.08	-95,584.04
60200220		Blue Cross Blue				
<a href="#">60200220 57210</a>		EmpContrib	-472,500.00	-496,125.00	-520,931.25	-546,977.81
<a href="#">60200220 57230</a>		CtyContrib	-1,417,500.00	-1,488,375.00	-1,562,793.70	-1,640,933.40
<a href="#">60200220 70719</a>		Prem Pd	1,890,000.00	1,984,500.00	2,083,725.00	2,187,911.25
		TOTAL Blue Cross Blue	.00	.00	.05	.04
60200221		Blue Cross PPO				
<a href="#">60200221 57210</a>		EmpContrib	-892,500.00	-937,125.00	-983,981.25	-1,033,180.30
<a href="#">60200221 57214</a>		ContrOtrAg	-27,300.00	-28,665.00	-30,098.25	-31,603.16
<a href="#">60200221 57230</a>		CtyContrib	-2,677,500.00	-2,811,375.00	-2,951,943.70	-3,099,540.90
<a href="#">60200221 70719</a>		Prem Pd	3,597,300.00	3,777,165.00	3,966,023.25	4,164,324.41
		TOTAL Blue Cross PPO	.00	.00	.05	.05
60200222		Blue Cross PPO				
<a href="#">60200222 57210</a>		EmpContrib	-495,000.00	-544,500.00	-598,950.00	-658,845.00
<a href="#">60200222 57214</a>		CFm OthrAg	-126,000.00	-132,300.00	-138,915.00	-145,860.75
<a href="#">60200222 57230</a>		CtyContrib	-1,485,000.00	-1,633,500.00	-1,796,850.00	-1,976,535.00
<a href="#">60200222 62116</a>		HSA Contr	22,000.00	24,200.00	26,620.00	29,282.00
<a href="#">60200222 70719</a>		Prem Pd	2,106,000.00	2,310,300.00	2,534,715.00	2,781,240.75
		TOTAL Blue Cross PPO	22,000.00	24,200.00	26,620.00	29,282.00
60200230		Police Plan				
<a href="#">60200230 57210</a>		EmpContrib	-945,000.00	-992,250.00	-1,041,862.50	-1,093,955.60
<a href="#">60200230 57230</a>		CtyContrib	-2,730,000.00	-2,866,500.00	-3,009,825.00	-3,160,316.20
<a href="#">60200230 70719</a>		Prem Pd	3,675,000.00	3,858,750.00	4,051,687.50	4,254,271.88
		TOTAL Police Plan	.00	.00	.00	.08
60200233		Blue Cross Blue				
<a href="#">60200233 57210</a>		EmpContrib	-95,550.00	-100,327.50	-105,343.87	-110,611.06
<a href="#">60200233 57230</a>		CtyContrib	-286,650.00	-300,982.50	-316,031.62	-331,833.20
<a href="#">60200233 70719</a>		Prem Pd	382,200.00	401,310.00	421,375.50	442,444.28
		TOTAL Blue Cross Blue	.00	.00	.01	.02
60200240		Dental				
<a href="#">60200240 57210</a>		EmpContrib	-47,700.00	-50,562.00	-53,595.72	-56,811.46
<a href="#">60200240 57230</a>		CtyContrib	-47,700.00	-50,562.00	-53,595.72	-56,811.46
<a href="#">60200240 70717</a>		Claim Pd	90,900.00	96,624.00	102,691.44	109,122.93
<a href="#">60200240 70720</a>		Ins Admin	4,500.00	4,500.00	4,500.00	4,500.00

209



**CITY OF BLOOMINGTON, IL  
 PROJECTION 20245 / BUDGET ENTRY FUTURE YRS REPORT**

ORG	OBJECT PROJ	DESC	2025	2026	2027	2028
TOTAL Dental			.00	.00	.00	.01
60200242	Dental	Enhanced				
<a href="#">60200242</a>	<a href="#">57210</a>	EmpContrib	-185,500.00	-196,630.00	-208,427.80	-220,933.46
<a href="#">60200242</a>	<a href="#">57214</a>	CFm OthrAg	-10,070.00	-10,674.20	-11,314.65	-11,993.53
<a href="#">60200242</a>	<a href="#">57230</a>	CtyContrib	-185,500.00	-196,630.00	-208,427.80	-220,933.46
<a href="#">60200242</a>	<a href="#">70717</a>	Claim Pd	360,070.00	382,934.20	407,170.25	432,860.47
<a href="#">60200242</a>	<a href="#">70720</a>	Ins Admin	21,000.00	21,000.00	21,000.00	21,000.00
TOTAL Dental Enhanced			.00	.00	.00	.02
60200250	Vision					
<a href="#">60200250</a>	<a href="#">57210</a>	EmpContrib	-20,600.00	-21,218.00	-21,854.54	-22,510.18
<a href="#">60200250</a>	<a href="#">57230</a>	CtyContrib	-20,600.00	-21,218.00	-21,854.54	-22,510.18
<a href="#">60200250</a>	<a href="#">70719</a>	Prem Pd	41,200.00	42,436.00	43,709.08	45,020.35
TOTAL Vision			.00	.00	.00	-.01
60200252	Vision	Enhanced				
<a href="#">60200252</a>	<a href="#">57210</a>	EmpContrib	-36,050.00	-37,131.50	-38,245.45	-39,392.81
<a href="#">60200252</a>	<a href="#">57214</a>	CFm OthrAg	-2,678.00	-2,758.34	-2,841.09	-2,926.32
<a href="#">60200252</a>	<a href="#">57230</a>	CtyContrib	-36,050.00	-37,131.50	-38,245.45	-39,392.81
<a href="#">60200252</a>	<a href="#">70719</a>	Prem Pd	74,778.00	77,021.34	79,331.98	81,711.94
TOTAL Vision Enhanced			.00	.00	-.01	.00
60200290	Miscellaneous					
<a href="#">60200290</a>	<a href="#">40000</a>	Use Fund B	.00	.00	.00	.00
<a href="#">60200290</a>	<a href="#">57210</a>	EmpContrib	-29,870.00	-30,766.10	-31,689.08	-32,639.76
<a href="#">60200290</a>	<a href="#">57230</a>	CtyContrib	-137,470.00	-141,594.10	-145,841.92	-150,217.18
<a href="#">60200290</a>	<a href="#">62110</a>	Group Life	50,470.00	51,984.10	53,543.62	55,149.93
<a href="#">60200290</a>	<a href="#">62112</a>	Vol Life	29,870.00	30,766.10	31,689.08	32,639.76
<a href="#">60200290</a>	<a href="#">70220</a>	Oth PT Sv	133,350.00	140,017.50	147,018.28	154,369.08
<a href="#">60200290</a>	<a href="#">79196</a>	ContribtoFB	7,000.00	7,000.00	7,000.00	7,000.00
TOTAL Miscellaneous			53,350.00	57,407.50	61,719.98	66,301.83
TOTAL REVENUE			-12,485,638.00	-13,210,508.24	-13,981,799.98	-14,802,849.03
TOTAL EXPENSE			12,485,638.00	13,210,508.24	13,981,799.98	14,802,849.03
GRAND TOTAL			.00	.00	.00	.00

210



# RETIREE HEALTH INSURANCE FUND 6028



## Purpose

The City is required under Illinois law to provide insurance to its retirees and their eligible dependents similar to insurance provided to its active employees. As a result, the City of Bloomington offers health, dental and vision insurance benefits to retired employees, their spouses, and eligible dependents. Bloomington Township and Bloomington Public Library retirees are also eligible to participate in the health, dental and vision plans. Except for certain disabled sworn fire and police retirees, retirees pay 100% of plan premiums.

The City is currently administering benefits for 234 retirees and spouses of retirees of which 104 have health insurance, either via the City or through Benistar – the Medicare Supplement Insurance Plan implemented in 2015. Remaining retirees have dental and/or vision plan coverage. Specifically, employees retiring under the Illinois Municipal Retirement Fund (IMRF) must be eligible to begin drawing a pension immediately upon retirement to continue their health insurance, while retiring sworn fire and police personnel may continue their insurance while in a deferred retirement status. Premiums are typically deducted from pension checks, although other forms of payment are available.

## Other Post-Employment Benefits (OPEB)

The Government Accounting Standards Board (GASB) requires public sector employers to calculate and report their OPEB liability, including retiree health care. Retirees pay 100% of their insurance rates; however, the way the rates are calculated creates an implicit subsidy as described below.

Implicit Subsidy: Under Illinois law, municipal retirees must have the same full premium rates as active employees. Thus, premiums for active employees and retirees are developed by blending the claims experience of the two groups. Premiums that result when costs are blended ends up being higher than would be expected if the active employees were rated by themselves. Since municipalities, like most other employers, contribute toward the cost of their active employee health insurance, the municipality ends up incurring additional expense for their active employees due to the overall increased costs resulting from retiree costs. This additional employer cost is known as an "implied subsidy" and must be reported by the City as a liability.

OPEB (retiree health, dental and vision plan) 2022 costs were \$901,000 per actuarial studies. This accounts for an annualized decrease of 3.8%.

## Cost Control Measures

In July 2022, the City left the Intergovernmental Personnel Benefit Cooperative (IPBC), which it had been affiliated with since 2017. By purchasing medical insurance and Rx coverage directly through Blue Cross Blue Shield and employee life insurance through The Standard, premiums as of 7/1/22 decreased 6.6%. This arrangement will continue into 2023 and beyond.

## Plan Funding

- Retirees contribute 100% of the premiums for health, dental and vision coverage.

- Certain amounts are charged back to departmental budgets. Additional funding is also provided through transfers from the General Fund and the Employee Health Insurance Fund to cover future OPEB liability costs.

### Budgetary Fund Balance

<b>Retiree Health Insurance Fund</b>	<b>FY 2022 (audited)</b>	<b>FY 2023 (Projected)</b>	<b>FY 2024 (Projected)</b>
<b>Budgetary Fund Balance</b>	\$386,534	\$376,484	\$360,129



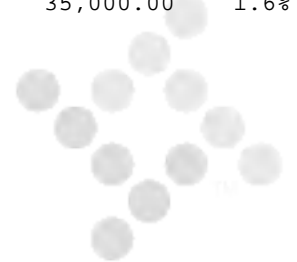
CITY OF BLOOMINGTON, IL  
 NEXT YEAR / CURRENT YEAR BUDGET ANALYSIS

PROJECTION: 20244 FY 2024 BUDGET MASTER LEVEL 4

ACCOUNTS FOR:

Retiree Healthcare Fund	2022 ACTUAL	2023 ORIG BUD	2023 REVISED BUD	2023 ACTUAL	2023 PROJECTION	2024 ADOPTED	PCT CHANGE
60280210 Blue Cross/Blue Shield PPO							
60280210 56010 Int Income	-208.09	-750.00	-750.00	-3,437.57	-1,000.00	-1,000.00	33.3%
60280210 56110 UR GainLs	.00	-315.25	-315.25	.00	-500.00	-500.00	58.6%
60280210 57213 CFmr Emp	-16.00	.00	.00	.00	.00	.00	.0%
60280210 57230 CtyContrib	-91,326.13	.00	.00	.00	.00	.00	.0%
60280210 79990 Othr Exp	.00	.00	.00	3,052.80	.00	.00	.0%
TOTAL Blue Cross/Blue Shield	-91,550.22	-1,065.25	-1,065.25	-384.77	-1,500.00	-1,500.00	40.8%
60280220 Blue Cross Blue Shield 2017PPO							
60280220 57213 CFmr Emp	-104,049.30	-127,200.00	-127,200.00	-70,308.12	-100,000.00	-100,000.00	-21.4%
60280220 57214 CFm OthrAg	-17,076.26	-21,200.00	-21,200.00	-7,684.34	-24,000.00	-24,000.00	13.2%
60280220 57230 CtyContrib	-39,761.92	-85,000.00	-85,000.00	.00	-80,000.00	-80,000.00	-5.9%
60280220 70719 Prem Pd	200,863.99	233,400.00	203,422.84	82,364.78	204,000.00	204,000.00	.3%
60280220 79150 Bad Debt	.00	.00	.00	1,600.24	.00	.00	.0%
TOTAL Blue Cross Blue Shield	39,976.51	.00	-29,977.16	5,972.56	.00	.00	-100.0%
60280221 Blue Cross PPO 600/1200							
60280221 57213 CFmr Emp	-356,017.29	-445,200.00	-445,200.00	-266,323.67	-360,000.00	-360,000.00	-19.1%
60280221 57230 CtyContrib	.00	-32,860.00	-32,860.00	.00	-60,000.00	-60,000.00	82.6%
60280221 70719 Prem Pd	439,332.58	478,060.00	464,438.09	354,985.64	420,000.00	420,000.00	-9.6%
TOTAL Blue Cross PPO 600/120	83,315.29	.00	-13,621.91	88,661.97	.00	.00	-100.0%
60280222 Blue Cross PPO W/ HSA							
60280222 57213 CFmr Emp	-88,226.98	-108,000.00	-108,000.00	-68,322.62	-85,000.00	-85,000.00	-21.3%
60280222 70719 Prem Pd	91,503.25	108,000.00	105,510.28	40,396.98	85,000.00	85,000.00	-19.4%
TOTAL Blue Cross PPO W/ HSA	3,276.27	.00	-2,489.72	-27,925.64	.00	.00	-100.0%
60280230 Police Plan							
60280230 57213 CFmr Emp	-371,949.27	-473,000.00	-473,000.00	-322,890.83	-400,000.00	-400,000.00	-15.4%
60280230 57230 CtyContrib	-266,876.11	-312,000.00	-312,000.00	.00	-350,000.00	-350,000.00	12.2%
60280230 70719 Prem Pd	610,572.85	785,000.00	785,000.00	504,583.42	750,000.00	750,000.00	-4.5%
TOTAL Police Plan	-28,252.53	.00	.00	181,692.59	.00	.00	.0%
60280233 BCBS HMO IL							
60280233 57213 CFmr Emp	-35,077.56	-35,000.00	-35,000.00	-38,823.82	-35,000.00	-35,000.00	.0%
60280233 57214 CFm OthrAg	.00	.00	.00	-7,286.18	.00	.00	.0%
60280233 70719 Prem Pd	43,020.83	35,000.00	34,458.79	6,014.96	35,000.00	35,000.00	1.6%

213






CITY OF BLOOMINGTON, IL  
 NEXT YEAR / CURRENT YEAR BUDGET ANALYSIS

PROJECTION: 20244 FY 2024 BUDGET MASTER LEVEL 4

ACCOUNTS FOR:

Retiree Healthcare Fund	2022 ACTUAL	2023 ORIG BUD	2023 REVISED BUD	2023 ACTUAL	2023 PROJECTION	2024 ADOPTED	PCT CHANGE
TOTAL BCBS HMO IL	7,943.27	.00	-541.21	-40,095.04	.00	.00	-100.0%
60280240 Dental							
60280240 57213 CFmr Emp	-43,354.11	-28,350.00	-28,350.00	-23,086.39	-32,000.00	-32,000.00	12.9%
60280240 57214 CFm OthrAg	-129.36	-1,050.00	-1,050.00	-120.00	.00	.00	-100.0%
60280240 70717 Claim Pd	31,320.21	29,400.00	29,400.00	20,934.87	32,000.00	28,850.00	-1.9%
60280240 70720 Ins Admin	2,056.46	3,150.00	3,150.00	1,480.81	3,150.00	3,150.00	.0%
TOTAL Dental	-10,106.80	3,150.00	3,150.00	-790.71	3,150.00	.00	-100.0%
60280242 Dental Enhanced							
60280242 57213 CFmr Emp	-79,085.48	-85,050.00	-85,050.00	-65,690.30	-87,500.00	-87,500.00	2.9%
60280242 57214 CFm OthrAg	-3,063.36	-3,150.00	-3,150.00	-2,731.30	-4,400.00	-4,400.00	39.7%
60280242 70717 Claim Pd	81,373.80	88,200.00	88,200.00	55,494.60	91,900.00	83,500.00	-5.3%
60280242 70720 Ins Admin	5,736.65	8,400.00	8,400.00	5,748.56	8,400.00	8,400.00	.0%
TOTAL Dental Enhanced	4,961.61	8,400.00	8,400.00	-7,178.44	8,400.00	.00	-100.0%
60280250 Vision							
60280250 57213 CFmr Emp	-11,390.36	-12,600.00	-12,600.00	-9,435.90	-12,500.00	-12,500.00	-.8%
60280250 57214 CFm OthrAg	-11.26	.00	.00	-16.68	.00	.00	.0%
60280250 70719 Prem Pd	11,647.28	12,600.00	12,600.00	4,974.26	12,500.00	12,500.00	-.8%
TOTAL Vision	245.66	.00	.00	-4,478.32	.00	.00	.0%
60280252 Vision Enhanced							
60280252 57213 CFmr Emp	-17,536.47	-20,212.50	-20,212.50	-15,604.62	-20,000.00	-20,000.00	-1.1%
60280252 57214 CFm OthrAg	-2,164.44	-800.00	-800.00	-5,878.62	-1,200.00	-1,200.00	50.0%
60280252 70719 PremiumPD	18,869.12	21,012.50	21,012.50	14,232.46	21,200.00	21,200.00	.9%
60280252 79150 Bad Debt	.00	.00	.00	715.26	.00	.00	.0%
TOTAL Vision Enhanced	-831.79	.00	.00	-6,535.52	.00	.00	.0%
60280260 RET Medicare Supplement							
60280260 57213 CFmr Emp	-152,295.00	-183,750.00	-183,750.00	-108,236.36	-160,000.00	-160,000.00	-12.9%
60280260 70719 Prem Pd	173,106.00	183,750.00	183,750.00	126,740.00	160,000.00	160,000.00	-12.9%
TOTAL RET Medicare Supplemen	20,811.00	.00	.00	18,503.64	.00	.00	.0%
60280290 Miscellaneous Benefits							
60280290 40000 Use Fund B	.00	-10,484.75	-10,484.75	.00	-10,050.00	-16,355.00	56.0%
60280290 62110 Group Life	.00	.00	.00	.00	.00	11,000.00	.0%
60280290 70220 Oth PT Sv	.00	.00	46,630.00	13,851.39	.00	6,855.00	-85.3%



**CITY OF BLOOMINGTON, IL  
 NEXT YEAR / CURRENT YEAR BUDGET ANALYSIS**
**PROJECTION: 20244 FY 2024 BUDGET MASTER LEVEL 4**
**ACCOUNTS FOR:**

<b>Retiree Healthcare Fund</b>	<b>2022 ACTUAL</b>	<b>2023 ORIG BUD</b>	<b>2023 REVISED BUD</b>	<b>2023 ACTUAL</b>	<b>2023 PROJECTION</b>	<b>2024 ADOPTED</b>	<b>PCT CHANGE</b>
60280290 70716      StpLss Ins	.00	.00	.00	44,933.45	.00	.00	.0%
TOTAL Miscellaneous Benefits	.00	-10,484.75	36,145.25	58,784.84	-10,050.00	1,500.00	-95.9%
TOTAL Retiree Healthcare Fun	29,788.27	.00	.00	266,227.16	.00	.00	.0%
TOTAL REVENUE	-1,679,614.75	-1,985,972.50	-1,985,972.50	-1,015,877.32	-1,823,150.00	-1,829,455.00	.0%
TOTAL EXPENSE	1,709,403.02	1,985,972.50	1,985,972.50	1,282,104.48	1,823,150.00	1,829,455.00	.0%
GRAND TOTAL	29,788.27	.00	.00	266,227.16	.00	.00	.0%



CITY OF BLOOMINGTON, IL  
 PROJECTION 20245 / BUDGET ENTRY FUTURE YRS REPORT

ORG	OBJECT PROJ	DESC	2025	2026	2027	2028
60280210 Blue Cross/Blue						
	<a href="#">60280210 56010</a>	Int Income	-1,000.00	-1,000.00	-1,000.00	-1,000.00
	<a href="#">60280210 56110</a>	UR GainLs	-500.00	-500.00	-500.00	-500.00
	TOTAL Blue Cross/Blue		-1,500.00	-1,500.00	-1,500.00	-1,500.00
60280220 Blue Cross Blue						
	<a href="#">60280220 57213</a>	CFmr Emp	-105,000.00	-110,250.00	-115,762.50	-121,550.62
	<a href="#">60280220 57214</a>	CFm OthrAg	-25,200.00	-26,460.00	-27,783.00	-29,172.15
	<a href="#">60280220 57230</a>	CtyContrib	-84,000.00	-88,200.00	-92,610.00	-97,240.50
	<a href="#">60280220 70719</a>	Prem Pd	214,200.00	224,910.00	236,155.50	247,963.28
	TOTAL Blue Cross Blue		.00	.00	.00	.01
60280221 Blue Cross PPO						
	<a href="#">60280221 57213</a>	CFmr Emp	-378,000.00	-396,900.00	-416,745.00	-437,582.25
	<a href="#">60280221 57230</a>	CtyContrib	-63,000.00	-66,150.00	-69,457.50	-72,930.38
	<a href="#">60280221 70719</a>	Prem Pd	441,000.00	463,050.00	486,202.50	510,512.63
	TOTAL Blue Cross PPO		.00	.00	.00	.00
60280222 Blue Cross PPO						
	<a href="#">60280222 57213</a>	CFmr Emp	-89,250.00	-93,712.50	-98,398.13	-103,318.03
	<a href="#">60280222 70719</a>	Prem Pd	89,250.00	93,712.50	98,398.13	103,318.03
	TOTAL Blue Cross PPO		.00	.00	.00	.00
60280230 Police Plan						
	<a href="#">60280230 57213</a>	CFmr Emp	-420,000.00	-441,000.00	-463,050.00	-486,202.50
	<a href="#">60280230 57230</a>	CtyContrib	-402,500.00	-462,875.00	-532,306.25	-612,152.18
	<a href="#">60280230 70719</a>	Prem Pd	822,500.00	903,875.00	995,356.25	1,098,354.69
	TOTAL Police Plan		.00	.00	.00	.01
60280233 BCBS HMO IL						
	<a href="#">60280233 57213</a>	CFmr Emp	-36,750.00	-38,587.50	-40,516.88	-42,542.72
	<a href="#">60280233 70719</a>	Prem Pd	36,750.00	38,587.50	40,516.88	42,542.72
	TOTAL BCBS HMO IL		.00	.00	.00	.00
60280240 Dental						
	<a href="#">60280240 57213</a>	CFmr Emp	-33,920.00	-35,955.20	-38,112.51	-40,399.26
	<a href="#">60280240 70717</a>	Claim Pd	30,581.00	32,415.86	34,360.81	36,422.46
	<a href="#">60280240 70720</a>	Ins Admin	3,150.00	3,150.00	3,150.00	3,150.00
	TOTAL Dental		-189.00	-389.34	-601.70	-826.80
60280242 Dental Enhanced						
	<a href="#">60280242 57213</a>	CFmr Emp	-92,750.00	-98,315.00	-104,213.90	-110,466.73
	<a href="#">60280242 57214</a>	CFm OthrAg	-4,664.00	-4,943.84	-5,240.47	-5,554.90





**CITY OF BLOOMINGTON, IL  
 PROJECTION 20245 / BUDGET ENTRY FUTURE YRS REPORT**

ORG	OBJECT PROJ	DESC	2025	2026	2027	2028
<a href="#">60280242</a>	<a href="#">70717</a>	Claim Pd	88,510.00	93,820.60	99,449.84	105,416.83
<a href="#">60280242</a>	<a href="#">70720</a>	Ins Admin	8,400.00	8,400.00	8,400.00	8,400.00
TOTAL Dental Enhanced			-504.00	-1,038.24	-1,604.53	-2,204.80
60280250	Vision					
<a href="#">60280250</a>	<a href="#">57213</a>	CFmr Emp	-12,875.00	-13,261.25	-13,659.09	-14,068.86
<a href="#">60280250</a>	<a href="#">70719</a>	Prem Pd	12,875.00	13,261.25	13,659.09	14,068.86
TOTAL Vision			.00	.00	.00	.00
60280252	Vision Enhanced					
<a href="#">60280252</a>	<a href="#">57213</a>	CFmr Emp	-20,600.00	-21,218.00	-21,854.54	-22,510.18
<a href="#">60280252</a>	<a href="#">57214</a>	CFm OthrAg	-1,236.00	-1,273.08	-1,311.27	-1,350.61
<a href="#">60280252</a>	<a href="#">70719</a>	PremiumPD	21,836.00	22,491.08	23,165.81	23,860.79
TOTAL Vision Enhanced			.00	.00	.00	.00
60280260	RET Medicare Su					
<a href="#">60280260</a>	<a href="#">57213</a>	CFmr Emp	-164,800.00	-169,744.00	-174,836.32	-180,081.41
<a href="#">60280260</a>	<a href="#">70719</a>	Prem Pd	164,800.00	169,744.00	174,836.32	180,081.41
TOTAL RET Medicare Su			.00	.00	.00	.00
60280290	Miscellaneous					
<a href="#">60280290</a>	<a href="#">40000</a>	Use Fund B	-15,840.23	-15,288.51	-14,697.48	-14,064.63
<a href="#">60280290</a>	<a href="#">62110</a>	Group Life	11,000.00	11,000.00	11,000.00	11,000.00
<a href="#">60280290</a>	<a href="#">70220</a>	Oth PT Sv	7,033.23	7,216.09	7,403.71	7,596.21
TOTAL Miscellaneous			2,193.00	2,927.58	3,706.23	4,531.58
TOTAL REVENUE			-1,951,885.23	-2,085,633.88	-2,232,054.84	-2,392,687.91
TOTAL EXPENSE			1,951,885.23	2,085,633.88	2,232,054.84	2,392,687.91
GRAND TOTAL			.00	.00	.00	.00



This page intentionally left blank



# FIDUCIARY FUNDS



## FIDUCIARY FUNDS

72102100 John M. Scott Health Care Trust Grant Fund

# JOHN M. SCOTT HEALTH CARE TRUST GRANTS FUND 7210

## Purpose

Judge John M. Scott was a Justice of the Illinois Supreme Court in the 1880s and a resident of McLean County. He directed his estate to be partially used to assure health care for persons unable to afford it themselves. In 1981, the City of Bloomington became Trustees to \$5.4 million designated for a Health Resources Center.

On May 14, 2018, the Bloomington City Council voted to approve the recommendations of the John Scott Health Care Commission to discontinue the provision of direct services to individuals through the John M. Scott Health Resource Center. Under the new structure, larger grants are awarded to community organizations serving the health care needs of vulnerable McLean County residents, specifically those who are either un-insured or under-insured. The eleven-member Commission rolled out the new grant program in FY2020, awarding \$454,550 in grant awards to local organizations and \$658,450 in FY2021. The Commission awarded \$759,000.00 in FY2022 and \$929,705.89 to date in FY2023.

The City of Bloomington's Economic and Community Development Department provides administrative oversight and support to the Commission in addition to grant management for the grant program. As the Trustee of the Trust, the Bloomington City Council will continue to have final decision-making authority.

The John M. Scott Health Care Commission is comprised of individuals with experience and knowledge in health care, social services, finance, and grant management. All are committed to ensuring Judge Scott's legacy by aiding those he intended to serve.

## How Does the Grant Program Operate?

The purpose of the John M. Scott Health Care Trust Grants Program is to assist organizations meet the health care needs of McLean County residents. Grant awards made under this program are intended to benefit income-qualified individuals ( $\leq$ 185% Federal Poverty Line) underserved by mainstream health care resources. Programs funded through the Trust address health care needs that are typically underfunded or unfunded by other private and public resources. Collaboration among organizations is strongly encouraged. Although funded programs may address a variety of needs, programs that address health care needs specifically identified as priority areas by the Community Health Needs Assessment (CHNA) and Community Health Improvement Plan (CHIP) are encouraged. The John M. Scott Health Care Trust has become one of the largest funding sources to non-profit organizations in McLean County outside of federal and state government funding.

Grants are awarded under three categories:

- General Operating Grants
- Community Health Priority Program Grants
- Emergency Needs Grants

Organizations awarded funding through the Grants Program must:

- Be a tax-exempt organization per Section 501 (c)3 of the Internal Revenue Code (including faith-based organizations) or a local or county unit of government,
- Align with the funding goals of the John M Scott Health Commission;
- Have sound financial management policies in place and demonstrate good stewardship of resources;
- Ensure all clients served through the funded program(s) meet the following qualifications:
  - McLean County residency;
  - Annual income at or below 185% of the annual Federal Poverty Guidelines found at: <https://aspe.hhs.gov/poverty-guidelines>
- Comply with the John M Scott Health Commission non-discrimination policy that includes age, race, color, creed, ethnicity, religion, national origin, citizenship, marital status, sex, sexual orientation, gender identity or expression, physical or mental disability, veteran or military status, unfavorable discharge from military service, criminal record, or any other basis prohibited by federal state or local law. The organization should also have a procedure for handling discrimination complaints.

**Funding Source**

Funding for all program grants come solely from investment revenue generated by the John M. Scott Health Care Trust. No City general fund money contributes to this program.

The John M. Scott Health Care Commission Finance Committee determines the maximum expenditure per budget year as stated in the Financial Policies and Procedures. The Finance Committee approves a maximum expenditure based on a 5-year rolling annual average of income generated from interest, dividends, and capital gains.

**FY 2024 Budget & Program Highlights**

The FY2024 John M. Scott Health Trust budget includes \$737,364.68 in funding to support grant awards to local agencies. The Commission will begin reviewing applications in November 2022 to determine what organizations will be awarded funding for FY2024.

**What We Accomplished in FY 2023**

The Commission and staff have worked diligently to update the Category III grant program. Updates to this program were made to spur additional applications for this category of funding and better meet community needs.

**FY 2024 Performance Measurements**

FY 2024 JMS grant recipients will submit mid-year and final reports that will be evaluated by the Commission and City staff to ensure performance meets the standards of both the Trust and the City.

**Budgetary Fund Balance**

John M. Scott Health Care Trust Grants Fund	FY 2022 (audited)	FY 2023 (Projected)	FY 2024 (Projected)
<b>Budgetary Fund Balance</b>	\$15,858,475	\$14,369,563	\$14,269,563



CITY OF BLOOMINGTON, IL  
 NEXT YEAR / CURRENT YEAR BUDGET ANALYSIS

PROJECTION: 20244 FY 2024 BUDGET MASTER LEVEL 4

ACCOUNTS FOR:

J M Scott Health Care			2022 ACTUAL	2023 ORIG BUD	2023 REVISED BUD	2023 ACTUAL	2023 PROJECTION	2024 ADOPTED	PCT CHANGE
72102100	40000	Use Fund B	.00	-104,300.90	-104,300.90	.00	-1,488,911.59	-100,000.00	-4.1%
72102100	56010	Int Income	-440,245.08	-87,034.25	-87,034.25	-349,070.96	-300,000.00	-391,208.33	349.5%
72102100	56110	UR GainLs	1,095,298.27	-800,000.00	-800,000.00	495,742.62	800,000.00	-299,234.77	-62.6%
72102100	57990	Misc Rev	-24,936.75	-9,000.00	-9,000.00	-11,550.97	-11,550.97	.00	-100.0%
72102100	70010	Out Legal	.00	1,500.00	1,500.00	.00	1,500.00	1,650.00	10.0%
72102100	70530	RepMaint O	1,517.14	2,250.00	2,250.00	2,377.41	2,377.41	2,615.15	16.2%
72102100	70632	Pro Develop	.00	2,000.00	2,000.00	.00	2,000.00	2,200.00	10.0%
72102100	70690	Purch Serv	127.41	.00	.00	.00	.00	.00	.0%
72102100	70690	59100 Purch Serv	.00	2,500.00	2,500.00	.00	2,500.00	2,250.00	-10.0%
72102100	79130	59000 Grants	225,000.00	250,000.00	250,000.00	250,000.00	250,000.00	250,000.00	.0%
72102100	79130	59100 Grants	534,000.00	679,705.89	679,705.89	675,983.58	679,705.89	462,364.68	-32.0%
72102100	79130	59200 Grants	1,000.00	27,500.00	27,500.00	.00	27,500.00	25,000.00	-9.1%
72102100	79990	Othr Exp	.00	10,670.41	10,670.41	.00	10,670.41	6,923.27	-35.1%
72102100	89154	To CdeEnfr	18,302.50	24,208.85	24,208.85	17,268.75	24,208.85	37,440.00	54.7%
TOTAL J M Scott Health Care			1,410,063.49	.00	.00	1,080,750.43	.00	.00	.0%
TOTAL REVENUE			630,116.44	-1,000,335.15	-1,000,335.15	135,120.69	-1,000,462.56	-790,443.10	.0%
TOTAL EXPENSE			779,947.05	1,000,335.15	1,000,335.15	945,629.74	1,000,462.56	790,443.10	.0%
GRAND TOTAL			1,410,063.49	.00	.00	1,080,750.43	.00	.00	.0%





CITY OF BLOOMINGTON, IL  
 PROJECTION 20245 / BUDGET ENTRY FUTURE YRS REPORT

ORG	OBJECT PROJ	DESC	2025	2026	2027	2028
72102100	J M Scott	Health Care				
<a href="#">72102100 40000</a>		Use Fund B	-110,000.00	-110,000.00	-110,000.00	-110,000.00
<a href="#">72102100 56010</a>		Int Income	-391,208.33	-391,208.33	-391,208.33	-391,208.33
<a href="#">72102100 56110</a>		UR GainLs	-258,791.67	-258,791.67	-278,791.67	-278,791.67
<a href="#">72102100 70010</a>		Out Legal	1,650.00	1,650.00	1,815.00	1,815.00
<a href="#">72102100 70530</a>		RepMaint O	2,615.15	2,615.15	2,876.67	2,876.67
<a href="#">72102100 70632</a>		Pro Develp	2,200.00	2,200.00	2,420.00	2,420.00
<a href="#">72102100 70690 59100</a>		Purch Serv	2,250.00	2,250.00	2,250.00	2,250.00
<a href="#">72102100 79130 59000</a>		Grants	250,000.00	250,000.00	250,000.00	250,000.00
<a href="#">72102100 79130 59100</a>		Grants	431,844.85	431,844.85	446,754.33	446,754.33
<a href="#">72102100 79130 59200</a>		Grants	25,000.00	25,000.00	25,000.00	25,000.00
<a href="#">72102100 79990</a>		Othr Exp	7,000.00	7,000.00	7,700.00	7,700.00
<a href="#">72102100 89154</a>		To CdeEnfr	37,440.00	37,440.00	41,184.00	41,184.00
	TOTAL J M Scott	Health Care	.00	.00	.00	.00
	TOTAL REVENUE		-760,000.00	-760,000.00	-780,000.00	-780,000.00
	TOTAL EXPENSE		760,000.00	760,000.00	780,000.00	780,000.00
	GRAND TOTAL		.00	.00	.00	.00

223



This page intentionally left blank





# CAPITAL IMPROVEMENT PROGRAM



## CAPITAL PROJECT SHEETS FROM THE FOLLOWING FUNDS

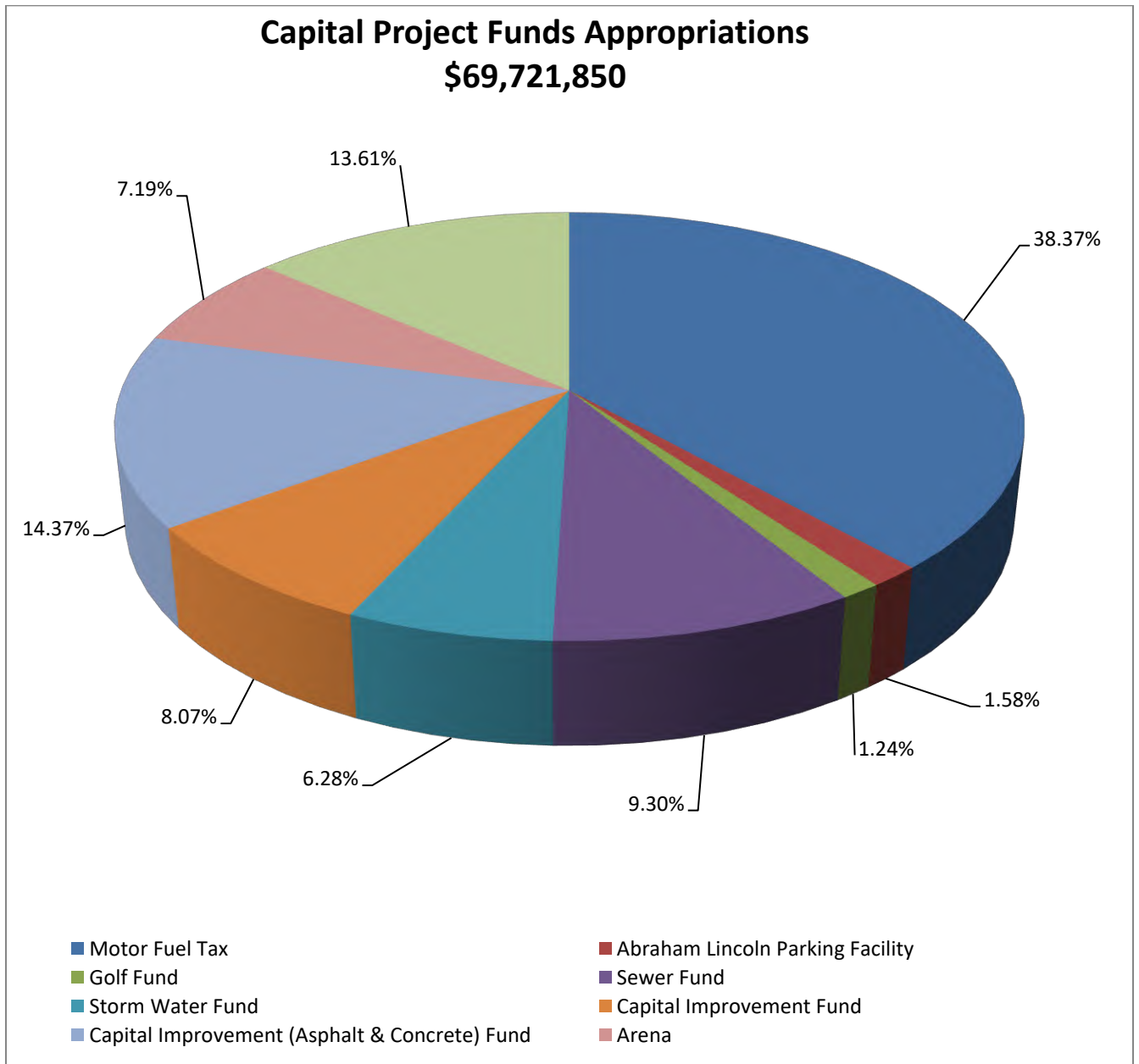
2030 Motor Fuel Tax  
4010 Capital Improvement  
4012 Capital Improvement (Asphalt & Concrete)  
5010 Water Fund  
5110 Sanitary Sewer  
5310 Storm Water  
5440 Solid Waste  
5560 Abraham Lincoln Parking Deck  
5640 Golf  
5710 Arena

## CAPITAL PROJECT EXPENDITURES

The City has a dollar threshold that the service or good must meet to qualify as a capital project. Capital infrastructure thresholds for capital assets vary from \$100,000 for street resurfacing, bridges, detention basins, pump stations, reservoirs, water plants, dams to \$25,000 for sanitary sewers, water mains, easements, sidewalks, bike trails and building improvements. The process to identify funded projects begins with input from residents, City staff and the City Council. After projects are identified, they are included in the proposed budget and the Finance Department budget team determines if sufficient funding exists for the project or if possible, borrowing may be necessary, also keeping in mind future operating or maintenance costs that may be recurring. These projects are then presented to the City Council and residents for feedback before final approval when the City Council adopts the annual budget.

### FY 2024-- Capital Improvement Summary

Included in the FY 2024 Proposed Budget are forty-five capital improvement projects which total \$69,721,850. The listing of projects follows this page.



## City of Bloomington, Illinois FY 2024 Capital Projects (All Funds)

### Recommended Funding Sources

Ward	Motor Fuel Tax	Adopted FY 2024	Type	General Fund	Fund Balance	Gasoline/Diesel Tax (MFT), Local MFT & .25% portion of HR Sales Tax increase	Borrowing/ Bonds	Grants/ Private Funding	Charges for Services
2	Fox Creek Road Bridge & Road Improvements: Danbury Drive to Beich Road - Design	\$ 85,000	Non-Recurring			\$ 85,000			
2	Fox Creek Road Bridge & Road Improvements: Danbury Drive to Beich Road - Land	\$ 200,000	Non-Recurring			\$ 200,000			
2	Fox Creek Road Bridge & Road Improvements: Danbury Drive to Beich Road - RR	\$ 60,000	Non-Recurring			\$ 60,000			
2	Fox Creek Road Bridge & Road Improvements: Danbury Drive to Beich Road - Utility Relocation	\$ 150,000	Non-Recurring			\$ 150,000			
2	Fox Creek Road Bridge & Road Improvements: Danbury Drive to Beich Road - Construction	\$ 11,625,000	Non-Recurring		\$ 8,074,793	\$ 1,605,000		\$ 1,945,207	
Citywide	Street Lighting Charges	\$ 500,000	Recurring	\$ -	\$ -	\$ 500,000	\$ -	\$ -	\$ -
1, 2, 8	Hamilton Road (Bunn Street to Morrissey Drive) - RR	\$ 4,376,500	Non-Recurring		\$ 4,376,500	\$ -			
1, 2, 8	Hamilton Road (Bunn Street to Morrissey Drive) - Utility Relocation	\$ 150,000	Non-Recurring			\$ 150,000			
1, 2, 8	Hamilton Road (Bunn Street to Morrissey Drive) - Construction (City Share)	\$ 9,047,100	Non-Recurring		\$ 9,047,100	\$ -			
Citywide	IL Route 9 Corridor Improvements (City Share)	\$ 500,000	Non-Recurring	\$ -	\$ -	\$ 500,000	\$ -	\$ -	\$ -
<b>Total Motor Fuel Tax Projects Funded:</b>		<b>\$ 26,693,600</b>							

### Capital Improvement Fund/General Fund

<b>Police Capital Improvement Projects</b>									
Citywide	Front Desk/ Tower redesign for Safety Enhancements	\$ 200,000	Non-Recurring	\$ 200,000	\$ -	\$ -	\$ -	\$ -	\$ -
<b>Facilities Capital Improvement Projects</b>									
Citywide	Solar Evaluation	\$ 75,000	Non-Recurring	\$ 75,000	\$ -	\$ -		\$ -	\$ -
Citywide	EV Charging Evaluation	\$ 100,000	Non-Recurring	\$ 100,000	\$ -	\$ -		\$ -	\$ -
Citywide	Unforeseen Major Facility Repairs	\$ 100,000	Recurring	\$ 100,000	\$ -	\$ -		\$ -	\$ -
Citywide	City Hall ADA & Life Safety Improvements	\$ 800,000	Non-Recurring	\$ 800,000	\$ -	\$ -		\$ -	\$ -
Citywide	City Building Tuckpointing & Sealing	\$ 200,000	Non-Recurring	\$ 200,000	\$ -	\$ -		\$ -	\$ -

## City of Bloomington, Illinois FY 2024 Capital Projects (All Funds)

### Recommended Funding Sources

		Adopted FY 2024	Type	General Fund	Fund Balance	Gasoline/Diesel Tax (MFT), Local MFT & .25% portion of HR Sales Tax increase	Borrowing/ Bonds	Grants/ Private Funding	Charges for Services
<b><u>Parks Capital Improvement Projects</u></b>									
Citywide	Unforeseen Major Repairs Throughout PRCA Department	\$ 50,000	Recurring	\$ 50,000	\$ -	\$ -	\$ -	\$ -	\$ -
9	Walt Bittner Park Playground	\$ 100,000	Non-Recurring	\$ 100,000	\$ -	\$ -	\$ -	\$ -	\$ -
4	Fell Park Playground	\$ 75,000	Non-Recurring	\$ 75,000	\$ -	\$ -	\$ -	\$ -	\$ -
6	Lincoln Leisure Center-Restoration of Exterior Elements	\$ 35,000	Non-Recurring	\$ 35,000					
Citywide	Trail Resurfacing - GE Road from Hershey Rd to Airport Rd	\$ 200,000	Non-Recurring	\$ 200,000	\$ -	\$ -	\$ -	\$ -	\$ -
Citywide	Trail - Hershey to Veterans	\$ 150,000	Non-Recurring	\$ 150,000	\$ -	\$ -	\$ -	\$ -	\$ -
Citywide	Route 66 Trail Funk's Grove to McLean 4.8 miles, Section 6	\$ 17,000	Non-Recurring	\$ 17,000	\$ -	\$ -	\$ -	\$ -	\$ -
1	Park Maintenance Facility Restrooms	\$ 125,000	Non-Recurring	\$ 125,000					
Citywide	Landscaping the Northwest crossover of Rt. 9 and Veterans Parkway	\$ 25,000	Non-Recurring	\$ 25,000					
7	Monument style sign I-74 and I-55 Crossover	\$ 75,000	Non-Recurring	\$ 75,000					
<b><u>Public Works Capital Improvement Projects</u></b>									
Citywide	Public Works Citizens Convenience Center Land Acquisition	\$ 350,000	Non-Recurring	\$ 350,000	\$ -	\$ -	\$ -	\$ -	\$ -
1	Const. Trail Extension: Lincoln St to Lafayette St - Construction	\$ 350,000	Non-Recurring	\$ 350,000	\$ -	\$ -	\$ -	\$ -	\$ -
1, 2	Const. Trail Extension: Lafayette St to Hamilton Rd - PH II Design	\$ 115,000	Non-Recurring	\$ 115,000	\$ -	\$ -	\$ -	\$ -	\$ -
1, 2	Const. Trail Extension: Lafayette St to Hamilton Rd - Land	\$ 20,000	Non-Recurring	\$ 20,000	\$ -	\$ -	\$ -	\$ -	\$ -
1	Meadowbrook Subdivision Improvement Project	\$ 1,750,000	Non-Recurring	\$ 1,750,000	\$ -	\$ -	\$ -	\$ -	\$ -
3	Airport Rd & Cornelius Dr Traffic Signal Improvements - Design	\$ 150,000	Non-Recurring	\$ 100,000	\$ -	\$ -	\$ -	\$ 50,000	\$ -
3	Airport Rd & Cornelius Dr Traffic Signal Improvements - Construction	\$ 550,000	Non-Recurring	\$ -	\$ -	\$ -	\$ -	\$ 550,000	\$ -
<b>Total Capital Improvement Fund Projects Funded:</b>		<b>\$ 5,612,000</b>							
<b>Capital Improvement (Asphalt &amp; Concrete) Fund</b>									
<b><u>Public Works Capital Improvement Fund (Asphalt &amp; Concrete) Projects</u></b>									
Citywide	Multi-Year Street & Alley Resurfacing and Repair	\$ 5,700,000	Recurring	\$ 1,000,000	\$ 2,043,550	\$ 2,656,450	\$ -	\$ -	\$ -
Citywide	Multi-Year Street & Alley Resurfacing and Repair-ARPA	\$ 1,700,000	Recurring		\$ -	\$ -	\$ -	\$ 1,700,000	
Citywide	Multi-Year Sidewalk Repair Program	\$ 2,000,000	Recurring	\$ -	\$ -	\$ 2,000,000	\$ -	\$ -	\$ -
Citywide	Multi-Year Sidewalk Repair Program-ARPA	\$ 300,000	Recurring		\$ -	\$ -		\$ 300,000	
Citywide	Emergency Multi-Year Street, Alley & Sidewalk Repairs	\$ 300,000	Recurring	\$ -	\$ -	\$ 300,000	\$ -	\$ -	\$ -
<b>Total Capital Improvement Fund (Asphalt &amp; Concrete) Projects Funded:</b>		<b>\$ 10,000,000</b>							

## City of Bloomington, Illinois FY 2024 Capital Projects (All Funds)

### Recommended Funding Sources

		Adopted FY 2024	Type	General Fund	Fund Balance	Gasoline/Diesel Tax (MFT), Local MFT & .25% portion of HR Sales Tax increase	Borrowing/ Bonds	Grants/ Private Funding	Charges for Services
<b>Enterprise Fund(s)</b>									
<b>Water Fund</b>									
2	Fox Creek Road Bridge & Road Improvements: Danbury to Beich Road	\$ 500,000	Non-Recurring	\$ -	\$ 500,000	\$ -	\$ -	\$ -	\$ -
4	Locust Colton CSO Elim & WMR, Phase 9, Design, IEPA SRF non-Loan Expense	\$ 265,000	Recurring	\$ -	\$ 265,000	\$ -	\$ -	\$ -	\$ -
Citywide	Multi-Year GIS Consultant Services	\$ 38,750	Recurring	\$ -	\$ 38,750	\$ -	\$ -	\$ -	\$ -
Citywide	Multi-Year Consultant Leak Detection for Water Loss Prevention	\$ 10,000	Recurring	\$ -	\$ 10,000	\$ -	\$ -	\$ -	\$ -
1	Meadowbrook Subdivision Water Main Replacement - Construction	\$ 4,700,000	Non-Recurring	\$ -	\$ 4,700,000	\$ -	\$ -	\$ -	\$ -
1	Meadowbrook Subdivision Water Main Replacement - Construction Admin & Observation	\$ 140,000	Non-Recurring	\$ -	\$ 140,000	\$ -	\$ -	\$ -	\$ -
Citywide	Reservoir Shoreline/Stream Erosion -Planning	\$ 25,000	Recurring	\$ -	\$ 25,000	\$ -	\$ -	\$ -	\$ -
Citywide	Reservoir Shoreline/Stream Erosion - Construction	\$ 100,000	Recurring	\$ -	\$ 100,000	\$ -	\$ -	\$ -	\$ -
Citywide	Watershed Improvements - Grant Matching	\$ 187,500	Recurring	\$ -	\$ 187,500	\$ -	\$ -	\$ -	\$ -
Citywide	Hamilton Zone Pump Station - Land Acquisition for Systemwide Potable Water Distribution Improvements	\$ 500,000	Non-Recurring		\$ 500,000				
Citywide	Systemwide Potable Water Distribution Improvements Final Design	\$ 3,000,000	Non-Recurring	\$ -	\$ 3,000,000	\$ -	\$ -	\$ -	\$ -
<b>Total Water Fund Projects Funded:</b>		<b>\$ 9,466,250</b>							
<b>Sewer Fund</b>									
Citywide	Multi-Year Sanitary Sewer Assessment	\$ 100,000	Recurring	\$ -	\$ 100,000	\$ -	\$ -	\$ -	\$ -
Citywide	Muti-Year Sanitary Sewer Rehabilitation	\$ 2,000,000	Recurring	\$ -	\$ 2,000,000	\$ -	\$ -	\$ -	\$ -
4	Locust Colton CSO Elim & WMR, Phase 9, Design, IEPA SRF non-Loan Expense	\$ 367,500	Non-Recurring	\$ -	\$ 367,500	\$ -	\$ -	\$ -	\$ -
1, 4, 6	East Street Basin Phase 1 Construction	\$ 4,000,000	Non-Recurring	\$ -	\$ -	\$ -	\$ 4,000,000	\$ -	\$ -
<b>Total Sewer Fund Projects Funded:</b>		<b>\$ 6,467,500</b>							
<b>Storm Water Fund</b>									
4	Locust Colton CSO Elim & WMR, Phase 9, Design, IEPA SRF non-Loan Expense	\$ 367,500	Non-Recurring	\$ -	\$ 367,500	\$ -	\$ -	\$ -	\$ -
1, 4, 6	East Street Basin Phase 1 Construction	\$ 4,000,000	Non-Recurring	\$ -	\$ -	\$ -	\$ 4,000,000	\$ -	\$ -
<b>Total Storm Water Fund Projects Funded:</b>		<b>\$ 4,367,500</b>							

## City of Bloomington, Illinois FY 2024 Capital Projects (All Funds)

### Recommended Funding Sources

		Adopted FY 2024	Type	General Fund	Fund Balance	Gasoline/Diesel Tax (MFT), Local MFT & .25% portion of HR Sales Tax increase	Borrowing/ Bonds	Grants/ Private Funding	Charges for Services
<b>Solid Waste Fund</b>									
Citywide	Public Works Citizens Convenience Center Construction	\$ 150,000	Non-Recurring	\$ -	\$ 150,000	\$ -	\$ -	\$ -	\$ -
<b>Total Solid Waste Fund Projects:</b>		<b>\$ 150,000</b>							
<b>Abraham Lincoln Parking Fund</b>									
Ward	Abraham Lincoln Garage Improvements	\$ 1,100,000	Non-Recurring	\$ 1,100,000	\$ -	\$ -	\$ -	\$ -	\$ -
<b>Total Abraham Lincoln Parking Fund Projects Funded:</b>		<b>\$ 1,100,000</b>		<b>\$ 1,100,000</b>					
<b>Golf Fund</b>									
1	Highland Park Shed 1 and Club House replacement	\$ 650,000	Non-Recurring	\$ 650,000	\$ -	\$ -	\$ -	\$ -	\$ -
2	Den Golf Course Pond Dredging Project	\$ 140,000	Non-Recurring	\$ 140,000	\$ -	\$ -	\$ -	\$ -	\$ -
2	Den Roof Replacement	\$ 75,000	Non-Recurring	\$ 75,000	\$ -	\$ -	\$ -	\$ -	\$ -
<b>Total Golf Fund Projects:</b>		<b>\$ 865,000</b>							
<b>Arena Fund</b>									
6	Arena RTU Replacement	\$ 5,000,000	Non-Recurring	\$ 5,000,000	\$ -	\$ -	\$ -	\$ -	\$ -
<b>Total Arena Fund Projects Funded:</b>		<b>\$ 5,000,000</b>							
<b>Subtotal All Funds Projects:</b>		<b>\$ 69,721,850</b>		<b>\$ 12,977,000</b>	<b>\$ 35,993,193</b>	<b>\$ 8,206,450</b>	<b>\$ 8,000,000</b>	<b>\$ 4,545,207</b>	<b>\$ -</b>
<b>Total All Funds Projects Unfunded:</b>		<b>\$ -</b>							
<b>Total All Funds Projects Funded:</b>		<b>\$ 69,721,850</b>							

MOTOR FUEL TAX CAPITAL  
PROJECTS



**FY 2024 -- Capital Improvement Summary  
Motor Fuel Tax Fund**

The list provides a synopsis of the major capital projects planned for the City in FY 2024. The detailed budget document is provided in the pages that follow this synopsis. This synopsis provides an estimate of the financial impact each project will have on the City's overall operating funds upon the completion of the project.

**Motor Fuel Tax (MFT) Fund**

❖ **Fox Creek Road Bridge & Road Improvements: Danbury to Beich Road-  
Design, Land RR, Utility Relocation & Construction**

➤ <u>Motor Fuel Tax Fund</u>	
Design	\$85,000
Land	\$200,000
RR	\$60,000
Utility Relocation	\$150,000
Construction	<u>\$11,625,000</u>
Total MFT Project	\$12,120,000

❖ **Street Lighting Charges - Electricity**

➤ <u>Motor Fuel Tax Fund</u>	
Electricity	<u>\$500,000</u>
Total MFT Project	\$500,000

❖ **Hamilton Road (Bunn Street to Morrissey Drive) – Design, Land, RR, Utility  
Relocation, Construction**

➤ <u>Motor Fuel Tax Fund</u>	
RR	\$4,376,500
Utility Relocation	\$150,000
Construction	<u>\$9,047,100</u>
Total MFT Project	\$13,573,600

❖ **IL Route 9 Corridor Improvements (City Share) - Construction**

➤ <u>Motor Fuel Tax Fund</u>	
Construction	<u>\$500,000</u>
Total MFT Project	\$500,000

**Total FY 2024 Cost: \$26,693,600**


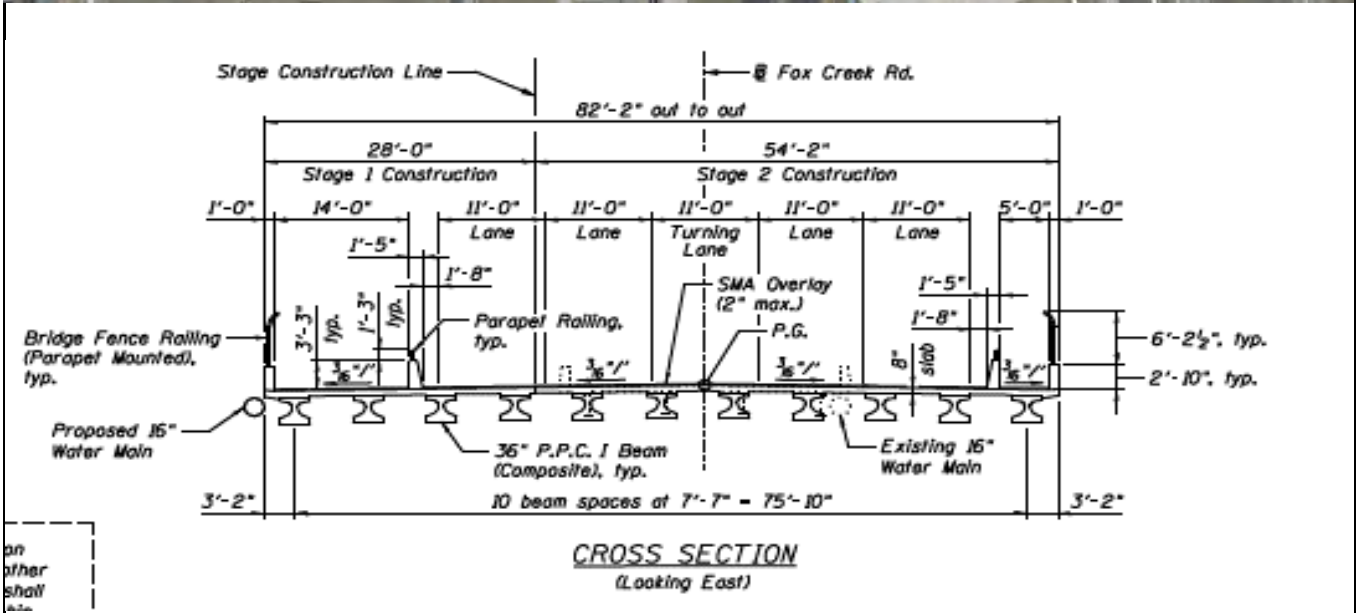


CITY OF BLOOMINGTON  
CAPITAL IMPROVEMENTS PROGRAM FY 2024-FY 2028

<i>FUNDING SOURCE(S)</i>		<i>DEPARTMENT</i>		<i>CITY CONTACT PERSON</i>		<i>WARD</i>	
Motor Fuel Tax, Water, Grants / Other		Public Works - Engineering Division		Steve Law		2	
<i>PROJECT TITLE</i>				<i>ACCOUNT NUMBER</i>			
Fox Creek Road Bridge & Road Improvements: Danbury to Beich Road				20300300-70051, 72510, 72530, 50100120-72540, Grants-72510, Grants-57490			
<i>PROJECT DESCRIPTION/JUSTIFICATION</i>							
<p>This section of Fox Creek Road is currently a two lane rural cross section with shoulders and ditches. This project will reconstruct Fox Creek Road and bridge as five lane urban sections with curb and gutter. A multi-use trail will be constructed on the north side and a sidewalk on the south side. Traffic signals and turn lanes will also be installed at Danbury Drive and Beich Road. Pedestrian accommodations will also be constructed on the bridge to connect neighborhoods north of Fox Creek Road to Pepperidge Elementary. New storm sewers and water main will also be installed. The project costs will be partially reimbursed from the IL Commerce Commission's Grade Crossing Protection Fund. The construction costs shown below show the total project cost which will be paid up front by the City with reimbursement estimated at \$1,945,207 from the Grade Crossing Protection Fund.</p> <p><b>Operating Impact:</b> The cost to maintain the improved road and trail crossing will be minimal in the first few years due to the improvement being new. Electrical fees for the new signal will be minimal and added to the cost of all City maintained signals. Future cost will include patching, resurfacing and eventual replacement of signals. The water funded portion is available from the water portion (enterprise fund) of the resident's utility bill.</p>							
Projected start date:			Projected completion date:			TYPE REQUEST	
DESIGN BID:	3/10/2014		DESIGN BID:	3/10/2014		X	CONTINUATION
DESIGN:	4/1/2014		DESIGN:	5/26/2023			REVISION
CONSTRUCTION BID:	6/5/2023		CONSTRUCTION BID:	6/30/2023			NEW
CONSTRUCTION:	8/7/2023		CONSTRUCTION:	11/1/2024			
<b>EXPENSES</b>		<b>FY 2024</b>	<b>FY 2025</b>	<b>FY 2026</b>	<b>FY 2027</b>	<b>FY 2028</b>	<b>TOTAL</b>
PLANNING/DESIGN	\$1,090,000	\$0	\$0	\$0	\$0	\$0	\$1,090,000
LAND	\$200,000	\$0	\$0	\$0	\$0	\$0	\$200,000
CONSTRUCTION	\$11,330,000	\$0	\$0	\$0	\$0	\$0	\$11,330,000
EQUIPMENT/FURNISHINGS	\$0	\$0	\$0	\$0	\$0	\$0	\$0
TOTAL	\$12,620,000	\$0	\$0	\$0	\$0	\$0	\$12,620,000
<b>REVENUES</b>		<b>FY 2024</b>	<b>FY 2025</b>	<b>FY 2026</b>	<b>FY 2027</b>	<b>FY 2028</b>	<b>TOTAL</b>
GENERAL FUND	\$0	\$0	\$0	\$0	\$0	\$0	\$0
MOTOR FUEL TAX	\$10,174,793	\$0	\$0	\$0	\$0	\$0	\$10,174,793
CAPITAL IMPROVEMENT	\$0	\$0	\$0	\$0	\$0	\$0	\$0
WATER	\$500,000	\$0	\$0	\$0	\$0	\$0	\$500,000
SANITARY SEWER	\$0	\$0	\$0	\$0	\$0	\$0	\$0
STORM WATER	\$0	\$0	\$0	\$0	\$0	\$0	\$0
BONDS	\$0	\$0	\$0	\$0	\$0	\$0	\$0
GRANTS/OTHER	\$1,945,207	\$0	\$0	\$0	\$0	\$0	\$1,945,207
TOTAL REVENUES	\$12,620,000	\$0	\$0	\$0	\$0	\$0	\$12,620,000
<b>OPERATING</b>		<b>FY 2024</b>	<b>FY 2025</b>	<b>FY 2026</b>	<b>FY 2027</b>	<b>FY 2028</b>	<b>TOTAL</b>
PERSONNEL	\$0	\$0	\$0	\$0	\$0	\$0	\$0
MAINT./OPERATIONS	\$0	\$0	\$0	\$0	\$0	\$0	\$0
CAPITAL OUTLAY	\$0	\$0	\$0	\$0	\$0	\$0	\$0
TOTAL OPERATING COST (OPERATING REVENUES)	\$0	\$0	\$0	\$0	\$0	\$0	\$0

CITY OF BLOOMINGTON  
 CAPITAL IMPROVEMENTS PROGRAM FY 2024- FY 2028

FUNDING SOURCE(S)	DEPARTMENT	DIVISION/PROGRAM	WARD
Motor Fuel Tax, Water,	Public Works - Engineering Division	Steve Law	2
PROJECT TITLE		ACCOUNT NUMBER	
Fox Creek Road Bridge & Road Improvements: Danbury to Beich Road		20300300-70051, 72510, 72530, 50100120-72540, Grants-72510, Grants-57490	



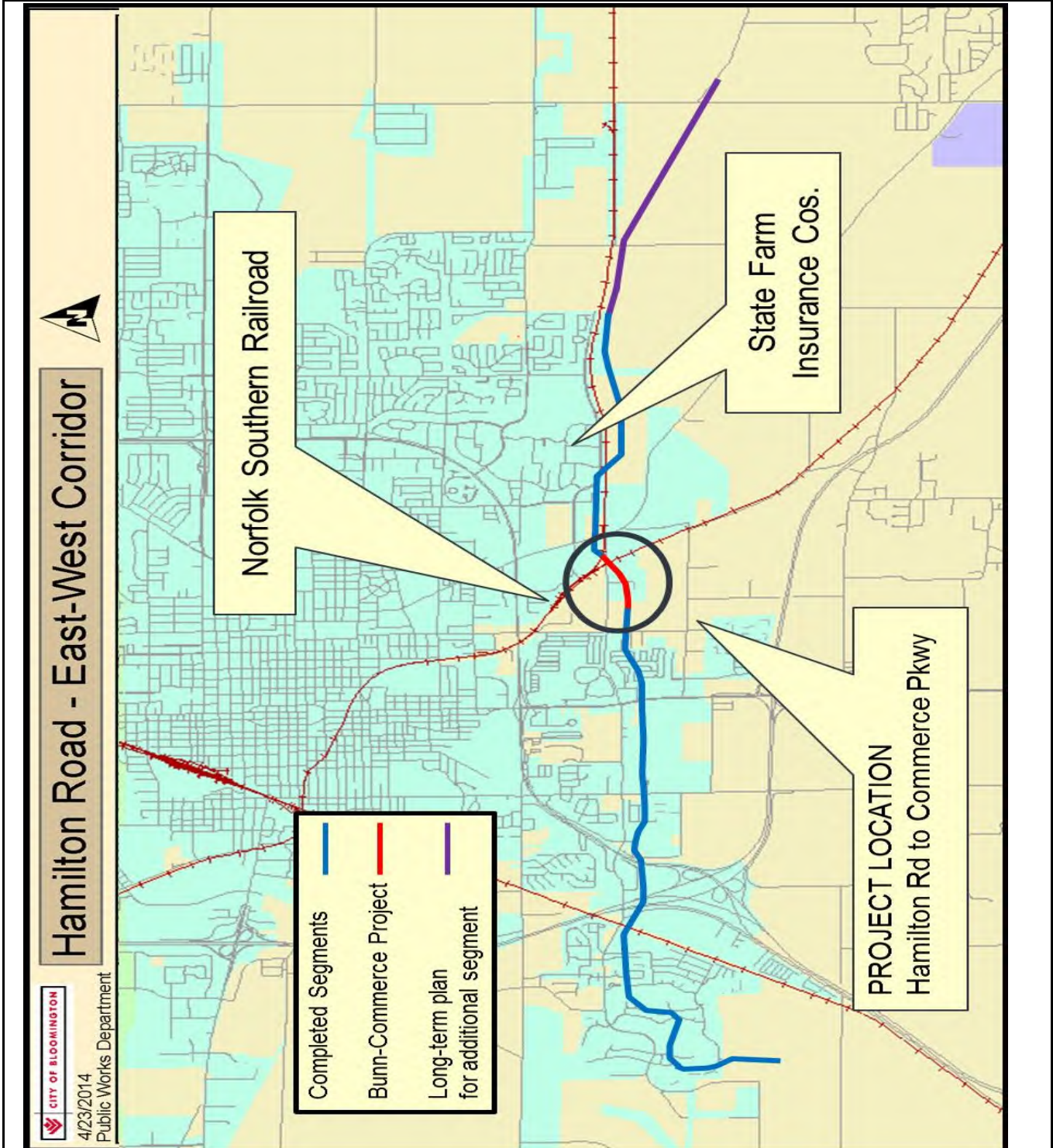
CITY OF BLOOMINGTON  
CAPITAL IMPROVEMENTS PROGRAM FY 2024-FY 2028

<i>FUNDING SOURCE(S)</i>	<i>DEPARTMENT</i>		<i>CITY CONTACT PERSON</i>	<i>WARD</i>		
Motor Fuel Tax	Public Works - Engineering Division		Craig Shonkwiler	Citywide		
<i>PROJECT TITLE</i>			<i>ACCOUNT NUMBER</i>			
Street Lighting			20300300-71320			
<i>PROJECT DESCRIPTION/JUSTIFICATION</i>						
<p>This item includes payment to the electric utilities for providing street lights on public streets in Bloomington. In the Ameren service area this includes the cost of electric power along with maintenance and replacement of bulbs, ballasts, photo cells, poles, fixtures and wiring. In the Corn Belt Energy service area this is mainly the cost of electric power and bulbs. These services are provided as outlined in the respective franchise agreements. This item is not bid, but is a reimbursement to the City from the MFT fund.</p> <p><b>Operating Impact:</b> The City is using \$500,000 of Motor Fuel Tax Funds to reimburse the General Fund for the estimated \$1.0M to \$1.3M annual total cost.</p>						
Projected start date:		Projected completion date:		TYPE REQUEST		
DESIGN BID:	NA	DESIGN BID:	NA	X	CONTINUATION REVISION NEW	
DESIGN:	NA	DESIGN:	NA			
CONSTRUCTION BID:	NA	CONSTRUCTION BID:	NA			
CONSTRUCTION:	NA	CONSTRUCTION:	NA			
<b>EXPENSES</b>	<b>FY 2024</b>	<b>FY 2025</b>	<b>FY 2026</b>	<b>FY 2027</b>	<b>FY 2028</b>	<b>TOTAL</b>
PLANNING/DESIGN	\$0	\$0	\$0	\$0	\$0	\$0
ELECTRIC	\$500,000	\$500,000	\$500,000	\$500,000	\$500,000	\$2,500,000
CONSTRUCTION	\$0	\$0	\$0	\$0	\$0	\$0
EQUIPMENT/FURNISHINGS	\$0	\$0	\$0	\$0	\$0	\$0
TOTAL	\$500,000	\$500,000	\$500,000	\$500,000	\$500,000	\$2,500,000
<b>REVENUES</b>	<b>FY 2024</b>	<b>FY 2025</b>	<b>FY 2026</b>	<b>FY 2027</b>	<b>FY 2028</b>	<b>TOTAL</b>
GENERAL FUND	\$0	\$0	\$0	\$0	\$0	\$0
MOTOR FUEL TAX	\$500,000	\$500,000	\$500,000	\$500,000	\$500,000	\$2,500,000
CAPITAL IMPROVEMENT	\$0	\$0	\$0	\$0	\$0	\$0
WATER	\$0	\$0	\$0	\$0	\$0	\$0
SANITARY SEWER	\$0	\$0	\$0	\$0	\$0	\$0
STORM WATER	\$0	\$0	\$0	\$0	\$0	\$0
BONDS	\$0	\$0	\$0	\$0	\$0	\$0
GRANTS/OTHER	\$0	\$0	\$0	\$0	\$0	\$0
TOTAL REVENUES	\$500,000	\$500,000	\$500,000	\$500,000	\$500,000	\$2,500,000
<b>OPERATING</b>	<b>FY 2024</b>	<b>FY 2025</b>	<b>FY 2026</b>	<b>FY 2027</b>	<b>FY 2028</b>	<b>TOTAL</b>
PERSONNEL	\$0	\$0	\$0	\$0	\$0	\$0
MAINT./OPERATIONS	\$0	\$0	\$0	\$0	\$0	\$0
CAPITAL OUTLAY	\$0	\$0	\$0	\$0	\$0	\$0
TOTAL OPERATING COST	\$0	\$0	\$0	\$0	\$0	\$0
(OPERATING REVENUES)	\$0	\$0	\$0	\$0	\$0	\$0

CITY OF BLOOMINGTON  
CAPITAL IMPROVEMENTS PROGRAM FY 2024-FY 2028

<i>FUNDING SOURCE(S)</i>	<i>DEPARTMENT</i>	<i>CITY CONTACT PERSON</i>	<i>WARD</i>			
Motor Fuel Tax, Grants / Other	Public Works - Engineering Division	Steve Law	1, 2, 8			
<i>PROJECT TITLE</i>		<i>ACCOUNT NUMBER</i>				
Hamilton Road: Bunn Street to Morrissey Drive		20300300-70051, 20300300-72510, 20300300-72530, Grants-72510, Grants-53310				
<i>PROJECT DESCRIPTION/JUSTIFICATION</i>						
<p>This is the last section of Hamilton Road needed to complete this four lane arterial from Fox Creek Elementary to Hershey Road. This project includes crossing the Norfolk Southern Railroad at grade. Rhodes Lane will be reconstructed to "tee" into the new Hamilton Road. Rhodes Lane will have new cul-de-sac that will cut off access to Morrissey Drive. Negotiations with Norfolk Southern Railroad have been ongoing for several years. Hanson Professional Services was hired in 2015 to perform a Phase I preliminary design services for this project which concluded in FY20. The work proposed on this sheet includes land acquisition, Norfolk Southern Railway design review expenses, final design documents, and construction of the roadway improvements. \$5,920,000 in Federal STU funds is allocated for this project with the remainder coming from state MFT funds. Funding is included on the MCRPC Transportation Improvement Program for FY 2023- 2027.</p> <p><b>Operating Impact:</b> When completed this project will alleviate traffic on Veterans Parkway (Business 55) and the new four lane arterial will provide future economic development opportunities. In addition, while a new railroad crossing will be added, two current crossings will be closed. Maintenance in future years will include patching and paving and will be incorporated into the City's annual resurfacing budget.</p>						
Projected start date:		Projected completion date:				
DESIGN BID: 1/14/2019	DESIGN: 11/6/2019	DESIGN BID: 1/14/2019	DESIGN: 5/31/2023			
CONSTRUCTION BID: 6/1/2023	CONSTRUCTION: 8/7/2023	CONSTRUCTION BID: 7/31/2023	CONSTRUCTION: 10/17/2025			
		TYPE REQUEST				
		X	CONTINUATION			
		X	REVISION			
			NEW			
<b>EXPENSES</b>						
	<b>FY 2024</b>	<b>FY 2025</b>	<b>FY 2026</b>	<b>FY 2027</b>	<b>FY 2028</b>	<b>TOTAL</b>
PLANNING/DESIGN	\$0	\$0	\$0	\$0	\$0	\$0
LAND	\$0	\$0	\$0	\$0	\$0	\$0
CONSTRUCTION	\$13,573,600	\$0	\$0	\$0	\$0	\$13,573,600
EQUIPMENT/FURNISHINGS	\$0	\$0	\$0	\$0	\$0	\$0
TOTAL	\$13,573,600	\$0	\$0	\$0	\$0	\$13,573,600
<b>REVENUES</b>						
	<b>FY 2024</b>	<b>FY 2025</b>	<b>FY 2026</b>	<b>FY 2027</b>	<b>FY 2028</b>	<b>TOTAL</b>
GENERAL FUND	\$0	\$0	\$0	\$0	\$0	\$0
MOTOR FUEL TAX	\$13,573,600	\$0	\$0	\$0	\$0	\$13,573,600
CAPITAL IMPROVEMENT	\$0	\$0	\$0	\$0	\$0	\$0
WATER	\$0	\$0	\$0	\$0	\$0	\$0
SANITARY SEWER	\$0	\$0	\$0	\$0	\$0	\$0
STORM WATER	\$0	\$0	\$0	\$0	\$0	\$0
BONDS	\$0	\$0	\$0	\$0	\$0	\$0
GRANTS/OTHER	\$0	\$0	\$0	\$0	\$0	\$0
TOTAL REVENUES	\$13,573,600	\$0	\$0	\$0	\$0	\$13,573,600
<b>OPERATING</b>						
	<b>FY 2024</b>	<b>FY 2025</b>	<b>FY 2026</b>	<b>FY 2027</b>	<b>FY 2028</b>	<b>TOTAL</b>
PERSONNEL	\$0	\$0	\$0	\$0	\$0	\$0
MAINT./OPERATIONS	\$0	\$0	\$0	\$0	\$0	\$0
CAPITAL OUTLAY	\$0	\$0	\$0	\$0	\$0	\$0
TOTAL OPERATING COST	\$0	\$0	\$0	\$0	\$0	\$0
(OPERATING REVENUES)	\$0	\$0	\$0	\$0	\$0	\$0

FUNDING SOURCE(S)	DEPARTMENT	DIVISION/PROGRAM	WARD
Motor Fuel Tax, Grants / Other	Public Works - Engineering Division	Steve Law	1, 2, 8
PROJECT TITLE		ACCOUNT NUMBER	
Hamilton Road: Bunn Street to Morrissey Drive		20300300-70051, 20300300-72510, 20300300-72530, Grants-72510, Grants-53310	

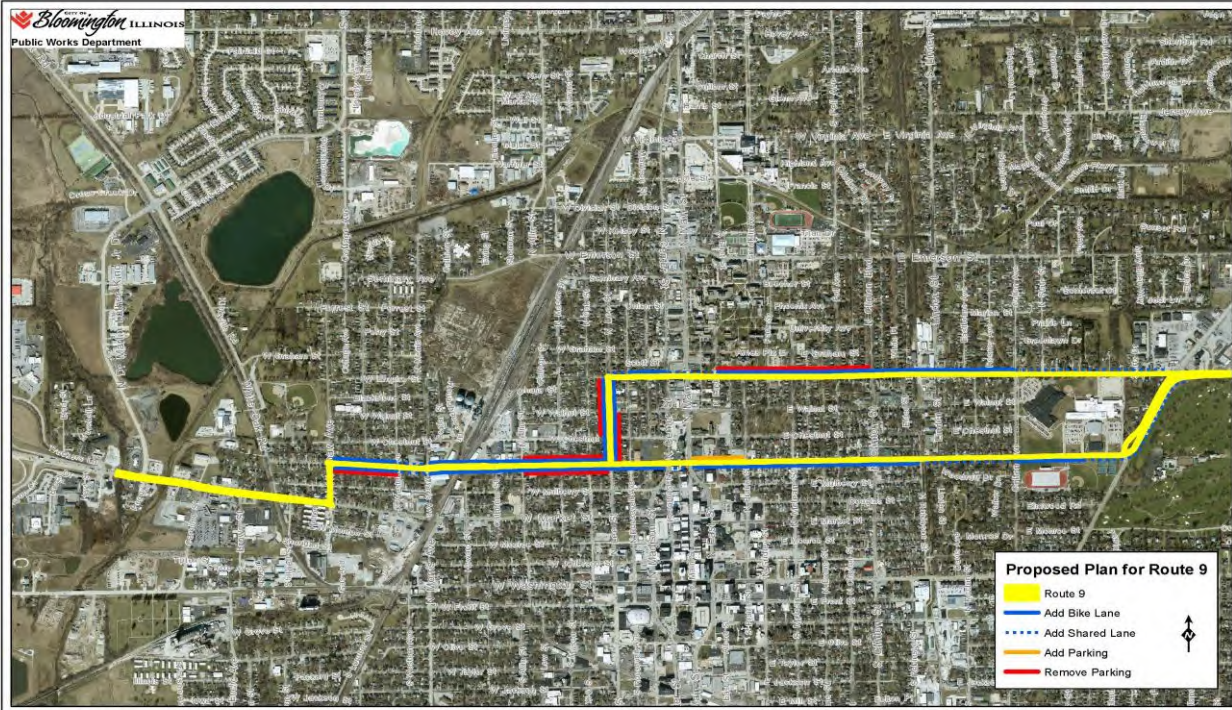


CITY OF BLOOMINGTON  
CAPITAL IMPROVEMENTS PROGRAM FY 2024- FY 2028

<i>FUNDING SOURCE(S)</i>		<i>DEPARTMENT</i>		<i>CITY CONTACT PERSON</i>		<i>WARD</i>	
Motor Fuel Tax		Public Works - Engineering Division		Craig Shonkwiler		3,4,5,6,7,8,9	
<i>PROJECT TITLE</i>				<i>ACCOUNT NUMBER</i>			
Illinois Route 9 Improvements (City Share)				20300300-72530			
<i>PROJECT DESCRIPTION/JUSTIFICATION</i>							
<p>The Illinois Department of Transportation has identified the need for an extensive roadway improvement along Illinois Route 9 from east of I-74 to east of Royal Pointe Drive in the current FY 2024-2028 Proposed Highway Improvement Program. This includes the one-way couple of Locust Street (eastbound) and Empire Street (westbound). The anticipated work generally consists of milling and resurfacing the pavement, removing and replacing curb and sidewalks in poor condition, upgrading sidewalk curb ramps to current ADA standards, modernizing traffic signal equipment, and adding pedestrian and bicycle accommodations where feasible. Widening or narrowing of the current pavement is generally not anticipated. There may be some minor widening at intersections or other isolated locations. The exact amount of the City share of these improvements is yet to be determined. An estimated amount of the City share is shown in FY 2024 and FY 2025.</p> <p><b>Operating Impact:</b> The cost to maintain the improvements will be minimal in the first few years due to the improvement being new. Future cost will include patching and resurfacing which will be the responsibility of IDOT.</p>							
Projected start date:				Projected completion date:		<i>TYPE REQUEST</i>	
DESIGN BID: NA		DESIGN: NA		DESIGN BID: NA		CONTINUATION	
CONSTRUCTION BID: NA		CONSTRUCTION: TBD		CONSTRUCTION BID: NA		REVISION	
						X NEW	
<b>EXPENSES</b>	<b>FY 2024</b>	<b>FY 2025</b>	<b>FY 2026</b>	<b>FY 2027</b>	<b>FY 2028</b>	<b>TOTAL</b>	
PLANNING/DESIGN	\$0	\$0	\$0	\$0	\$0	\$0	
LAND	\$0	\$0	\$0	\$0	\$0	\$0	
CONSTRUCTION	\$500,000	\$1,000,000	\$0	\$0	\$0	\$1,500,000	
EQUIPMENT/FURNISHINGS	\$0	\$0	\$0	\$0	\$0	\$0	
TOTAL	\$500,000	\$1,000,000	\$0	\$0	\$0	\$1,500,000	
<b>REVENUES</b>	<b>FY 2024</b>	<b>FY 2025</b>	<b>FY 2026</b>	<b>FY 2027</b>	<b>FY 2028</b>	<b>TOTAL</b>	
GENERAL FUND	\$0	\$0	\$0	\$0	\$0	\$0	
MOTOR FUEL TAX	\$500,000	\$1,000,000	\$0	\$0	\$0	\$1,500,000	
CAPITAL IMPROVEMENT	\$0	\$0	\$0	\$0	\$0	\$0	
WATER	\$0	\$0	\$0	\$0	\$0	\$0	
SANITARY SEWER	\$0	\$0	\$0	\$0	\$0	\$0	
STORM WATER	\$0	\$0	\$0	\$0	\$0	\$0	
BONDS	\$0	\$0	\$0	\$0	\$0	\$0	
GRANTS/OTHER	\$0	\$0	\$0	\$0	\$0	\$0	
TOTAL REVENUES	\$500,000	\$1,000,000	\$0	\$0	\$0	\$1,500,000	
<b>OPERATING</b>	<b>FY 2024</b>	<b>FY 2025</b>	<b>FY 2026</b>	<b>FY 2027</b>	<b>FY 2028</b>	<b>TOTAL</b>	
PERSONNEL	\$0	\$0	\$0	\$0	\$0	\$0	
MAINT./OPERATIONS	\$0	\$0	\$0	\$0	\$0	\$0	
CAPITAL OUTLAY	\$0	\$0	\$0	\$0	\$0	\$0	
TOTAL OPERATING COST	\$0	\$0	\$0	\$0	\$0	\$0	
(OPERATING REVENUES)	\$0	\$0	\$0	\$0	\$0	\$0	

CITY OF BLOOMINGTON  
CAPITAL IMPROVEMENTS PROGRAM FY 2024- FY 2028

<i>FUNDING SOURCE(S)</i>	<i>DEPARTMENT</i>	<i>DIVISION/PROGRAM</i>	<i>WARD</i>
Motor Fuel Tax	Public Works - Engineering Division	Craig Shonkwiler	3,4,5,6,7,8,9
<i>PROJECT TITLE</i>		<i>ACCOUNT NUMBER</i>	
Illinois Route 9 Improvements (City Share)		20300300-72530	



This page intentionally left blank





CAPITAL IMPROVEMENT FUND  
CAPITAL PROJECTS



**FY 2024 -- Capital Improvement Summary  
Capital Improvement Fund**

The list provides a synopsis of the major capital projects planned for the City in FY 2024. The detailed budget document is provided in the pages that follow this synopsis. This synopsis provides an estimate of the financial impact each project will have on the City's overall operating funds upon the completion of the project.

**Capital Improvement Fund**

**Police Capital Improvement Projects**

❖ **Front Desk/ Tower redesign for Safety Enhancements - Construction**

➤ <u>Capital Improvement Fund</u>	
Construction	<u>\$200,000</u>
Total Capital Project	\$200,000

**Facilities Capital Improvement Projects**

❖ **Solar Evaluation - Design**

➤ <u>Capital Improvement Fund</u>	
Design	<u>\$75,000</u>
Total Capital Project	\$75,000

❖ **EV Charging Evaluation - Design**

➤ <u>Capital Improvement Fund</u>	
Design	<u>\$100,000</u>
Total Capital Project	\$100,000

❖ **Unforeseen Major Facility Repairs - Construction**

➤ <u>Capital Improvement Fund</u>	
Construction	<u>\$100,000</u>
Total Capital Project	\$100,000

❖ **City Hall ADA & Life Safety Improvements - Construction**

➤ <u>Capital Improvement Fund</u>	
Construction	<u>\$800,000</u>
Total Capital Project	\$800,000

❖ **City Building Tuckpointing & Sealing - Construction**

➤ Capital Improvement Fund

Construction	<u>\$200,000</u>
Total Capital Project	\$200,000

**Parks Capital Improvement Projects**

❖ **Unforeseen Major Repairs Throughout PRCA Department - Construction**

➤ Capital Improvement Fund

Construction	<u>\$50,000</u>
Total Capital Project	\$50,000

❖ **Walt Bittner Park Playground - Equipment**

➤ Capital Improvement Fund

Equipment	<u>\$100,000</u>
Total Capital Project	\$100,000

❖ **Fell Park Playground - Equipment**

➤ Capital Improvement Fund

Equipment	<u>\$75,000</u>
Total Capital Project	\$75,000

❖ **Lincoln Leisure Center-Restoration of Exterior Elements - Construction**

➤ Capital Improvement Fund

Construction	<u>\$35,000</u>
Total Capital Project	\$35,000

❖ **Trail Resurfacing - GE Road from Hershey Rd to Airport Rd - Construction**

➤ Capital Improvement Fund

Construction	<u>\$200,000</u>
Total Capital Project	\$200,000

❖ **Trail - Hershey to Veterans - Construction**

➤ Capital Improvement Fund

Construction	<u>\$150,000</u>
Total Capital Project	\$150,000

❖ **Route 66 Trail Funk's Grove to McLean 4.8 miles, Section 6 - Construction**

➤ <u>Capital Improvement Fund</u>	
Construction	<u>\$17,000</u>
Total Capital Project	\$17,000

❖ **Park Maintenance Facility Restrooms - Construction**

➤ <u>Capital Improvement Fund</u>	
Construction	<u>\$125,000</u>
Total Capital Project	\$125,000

❖ **Landscaping the Northwest crossover of Rt. 9 and Veterans Parkway - Construction**

➤ <u>Capital Improvement Fund</u>	
Construction	<u>\$25,000</u>
Total Capital Project	\$25,000

❖ **Monument style sign I-74 and I-55 Crossover - Equipment**

➤ <u>Capital Improvement Fund</u>	
Construction	<u>\$75,000</u>
Total Capital Project	\$75,000

**Public Works Capital Improvement Projects**

❖ **Public Works Citizens Convenience Center Land Acquisition - Land**

➤ <u>Capital Improvement Fund</u>	
Land	<u>\$350,000</u>
Total Capital Project	\$350,000

❖ **Const. Trail Extension: Lincoln St to Lafayette St - Construction**

➤ <u>Capital Improvement Fund</u>	
Construction	<u>\$350,000</u>
Total Capital Project	\$350,000

❖ **Const. Trail Extension: Lafayette St to Hamilton Rd - PH II- Land & Design**

➤ <u>Capital Improvement Fund</u>	
Land	\$20,000
Design	<u>\$115,000</u>
Total Capital Project	\$135,000

❖ **Meadowbrook Subdivision Improvement Project - Construction**

➤ <u>Capital Improvement Fund</u>	
Construction	<u>\$1,750,000</u>
Total Capital Project	\$1,750,000

❖ **Airport Rd & Cornelius Dr Traffic Signal Improvements – Design & Construction**

➤ <u>Capital Improvement Fund</u>	
Design	\$150,000
Construction	<u>\$550,000</u>
Total Capital Project	\$700,000

**Total FY 2024 Cost: \$5,612,000**

CITY OF BLOOMINGTON  
CAPITAL IMPROVEMENTS PROGRAM FY 2024- FY 2028

<i>FUNDING SOURCE(S)</i>	<i>DEPARTMENT</i>		<i>CITY CONTACT PERSON</i>	<i>WARD</i>		
Capital Improvement Fund	Police		A/C Chad Wamsely			
<i>PROJECT TITLE</i>			<i>ACCOUNT NUMBER</i>			
Front desk/Lobby security improvements			40100100-72520			
<i>PROJECT DESCRIPTION/JUSTIFICATION</i>						
The front lobby has several identified security limitations which need to be accessed and corrected to promote greater safety to both sworn and civilian personnel.						
Projected start date:3/1/23			Projected completion date:		<i>TYPE REQUEST</i>	
DESIGN BID:	Pending		DESIGN BID:			CONTINUATION
DESIGN:			DESIGN:			REVISION
CONSTRUCTION BID:	Pending		CONSTRUCTION BID:		X	NEW
CONSTRUCTION:			CONSTRUCTION:			
<b>EXPENSES</b>	<b>FY 2024</b>	<b>FY 2025</b>	<b>FY 2026</b>	<b>FY 2027</b>	<b>FY 2028</b>	<b>TOTAL</b>
PLANNING/DESIGN	\$40,000	\$0	\$0	\$0	\$0	\$40,000
LAND	\$0	\$0	\$0	\$0	\$0	\$0
CONSTRUCTION	\$160,000	\$0	\$0	\$0	\$0	\$160,000
EQUIPMENT/FURNISHINGS	\$0	\$0	\$0	\$0	\$0	\$0
TOTAL	\$200,000	\$0	\$0	\$0	\$0	\$200,000
<b>REVENUES</b>	<b>FY 2024</b>	<b>FY 2025</b>	<b>FY 2026</b>	<b>FY 2027</b>	<b>FY 2028</b>	<b>TOTAL</b>
GENERAL FUND	\$0	\$0	\$0	\$0	\$0	\$0
MOTOR FUEL TAX	\$0	\$0	\$0	\$0	\$0	\$0
CAPITAL IMPROVEMENT	\$0	\$0	\$0	\$0	\$0	\$0
WATER	\$0	\$0	\$0	\$0	\$0	\$0
SANITARY SEWER	\$0	\$0	\$0	\$0	\$0	\$0
STORM WATER	\$0	\$0	\$0	\$0	\$0	\$0
BONDS	\$0	\$0	\$0	\$0	\$0	\$0
GRANTS/OTHER	\$0	\$0	\$0	\$0	\$0	\$0
TOTAL REVENUES	\$0	\$0	\$0	\$0	\$0	\$0
<b>OPERATING</b>	<b>FY 2024</b>	<b>FY 2025</b>	<b>FY 2026</b>	<b>FY 2027</b>	<b>FY 2028</b>	<b>TOTAL</b>
PERSONNEL	\$0	\$0	\$0	\$0	\$0	\$0
MAINT./OPERATIONS	\$0	\$0	\$0	\$0	\$0	\$0
CAPITAL OUTLAY	\$0	\$0	\$0	\$0	\$0	\$0
TOTAL OPERATING COST	\$0	\$0	\$0	\$0	\$0	\$0
(OPERATING REVENUES)	\$0	\$0	\$0	\$0	\$0	\$0

CITY OF BLOOMINGTON  
CAPITAL IMPROVEMENTS PROGRAM FY 2024- FY 2028

<i>FUNDING SOURCE(S)</i>	<i>DEPARTMENT</i>		<i>CITY CONTACT PERSON</i>	<i>WARD</i>		
Capital Improvement	Facilities Management		Russ Waller	All		
<i>PROJECT TITLE</i>			<i>ACCOUNT NUMBER</i>			
Solar Evaluation			40100100-70051			
<i>PROJECT DESCRIPTION/JUSTIFICATION</i>						
Federal and State regulations are requiring not only increased energy reduction efforts, but also increased alternative energy production installations. The City has been evaluating possible alternative energy installations and desires to move forward with a solar project. City staff have been reviewing codes, policies, procedures and other materials relative to the design and installation of solar power generation and storage systems at City facilities, but lack expertise for suitable installation sites, sizing, design and installation. In order to move forward, staff believe the best approach is utilizing the knowledge and expertise of a professional involved in this industry. This project will involve evaluating City facilities to determine those most suited for solar installations, preparing preliminary sizes and configurations and providing construction cost estimates for use in future FY budgets.						
Projected start date:		Projected completion date:		TYPE REQUEST		
DESIGN BID:		DESIGN BID:			CONTINUATION	
DESIGN:		DESIGN:			REVISION	
CONSTRUCTION BID:		CONSTRUCTION BID:		X	NEW	
CONSTRUCTION:		CONSTRUCTION:				
<b>EXPENSES</b>						
	<b>FY 2024</b>	<b>FY 2025</b>	<b>FY 2026</b>	<b>FY 2027</b>	<b>FY 2028</b>	<b>TOTAL</b>
PLANNING/DESIGN	\$75,000	\$0	\$0	\$0	\$0	\$75,000
LAND	\$0	\$0	\$0	\$0	\$0	\$0
CONSTRUCTION	\$0	\$0	\$0	\$0	\$0	\$0
EQUIPMENT/FURNISHINGS	\$0	\$0	\$0	\$0	\$0	\$0
TOTAL	\$75,000	\$0	\$0	\$0	\$0	\$75,000
<b>REVENUES</b>						
	<b>FY 2024</b>	<b>FY 2025</b>	<b>FY 2026</b>	<b>FY 2027</b>	<b>FY 2028</b>	<b>TOTAL</b>
GENERAL FUND	\$0	\$0	\$0	\$0	\$0	\$0
MOTOR FUEL TAX	\$0	\$0	\$0	\$0	\$0	\$0
CAPITAL IMPROVEMENT	\$75,000	\$0	\$0	\$0	\$0	\$75,000
WATER	\$0	\$0	\$0	\$0	\$0	\$0
SANITARY SEWER	\$0	\$0	\$0	\$0	\$0	\$0
STORM WATER	\$0	\$0	\$0	\$0	\$0	\$0
BONDS	\$0	\$0	\$0	\$0	\$0	\$0
GRANTS/OTHER	\$0	\$0	\$0	\$0	\$0	\$0
TOTAL REVENUES	\$75,000	\$0	\$0	\$0	\$0	\$75,000
<b>OPERATING</b>						
	<b>FY 2024</b>	<b>FY 2025</b>	<b>FY 2026</b>	<b>FY 2027</b>	<b>FY 2028</b>	<b>TOTAL</b>
PERSONNEL	\$0	\$0	\$0	\$0	\$0	\$0
MAINT./OPERATIONS	\$0	\$0	\$0	\$0	\$0	\$0
CAPITAL OUTLAY	\$0	\$0	\$0	\$0	\$0	\$0
TOTAL OPERATING COST	\$0	\$0	\$0	\$0	\$0	\$0
(OPERATING REVENUES)	\$0	\$0	\$0	\$0	\$0	\$0

CITY OF BLOOMINGTON  
CAPITAL IMPROVEMENTS PROGRAM FY 2024- FY 2028

<i>FUNDING SOURCE(S)</i>	<i>DEPARTMENT</i>		<i>CITY CONTACT PERSON</i>	<i>WARD</i>		
Capital Improvement	Facilities Management		Russ Waller	All		
<i>PROJECT TITLE</i>			<i>ACCOUNT NUMBER</i>			
EV Charging Evaluation			40100100-70051			
<i>PROJECT DESCRIPTION/JUSTIFICATION</i>						
Federal and State regulations and related incentives are encouraging more consumers to purchase electric vehicles (EVs). The City is also impacted by this trend and has been purchasing hybrid and EVs for the past few years. With the expected increase of EVs, additional charging stations will be needed. Policies, procedures, standards and other guidance needs to be developed and implemented before moving forward with multiple EV charging stations. As this is a relatively new and developing industry, staff believe the best approach is utilizing the knowledge and expertise of a professional involved in EVs and EV charging. This project will involve assisting the City with developing EV charging policies, procedures and standards, evaluating City facilities to determine those most suited for EV charging installations, preparing preliminary station layouts and configurations and providing construction cost estimates for use in future FY budgets.						
Projected start date:			Projected completion date:		TYPE REQUEST	
DESIGN BID:			DESIGN BID:		CONTINUATION REVISION X NEW	
DESIGN:			DESIGN:			
CONSTRUCTION BID:			CONSTRUCTION BID:			
CONSTRUCTION:			CONSTRUCTION:			
<b>EXPENSES</b>	<b>FY 2024</b>	<b>FY 2025</b>	<b>FY 2026</b>	<b>FY 2027</b>	<b>FY 2028</b>	<b>TOTAL</b>
PLANNING/DESIGN	\$100,000	\$0	\$0	\$0	\$0	\$100,000
LAND	\$0	\$0	\$0	\$0	\$0	\$0
CONSTRUCTION	\$0	\$0	\$0	\$0	\$0	\$0
EQUIPMENT/FURNISHINGS	\$0	\$0	\$0	\$0	\$0	\$0
TOTAL	\$100,000	\$0	\$0	\$0	\$0	\$100,000
<b>REVENUES</b>	<b>FY 2024</b>	<b>FY 2025</b>	<b>FY 2026</b>	<b>FY 2027</b>	<b>FY 2028</b>	<b>TOTAL</b>
GENERAL FUND	\$0	\$0	\$0	\$0	\$0	\$0
MOTOR FUEL TAX	\$0	\$0	\$0	\$0	\$0	\$0
CAPITAL IMPROVEMENT	\$100,000	\$0	\$0	\$0	\$0	\$100,000
WATER	\$0	\$0	\$0	\$0	\$0	\$0
SANITARY SEWER	\$0	\$0	\$0	\$0	\$0	\$0
STORM WATER	\$0	\$0	\$0	\$0	\$0	\$0
BONDS	\$0	\$0	\$0	\$0	\$0	\$0
GRANTS/OTHER	\$0	\$0	\$0	\$0	\$0	\$0
TOTAL REVENUES	\$100,000	\$0	\$0	\$0	\$0	\$100,000
<b>OPERATING</b>	<b>FY 2024</b>	<b>FY 2025</b>	<b>FY 2026</b>	<b>FY 2027</b>	<b>FY 2028</b>	<b>TOTAL</b>
PERSONNEL	\$0	\$0	\$0	\$0	\$0	\$0
MAINT./OPERATIONS	\$0	\$0	\$0	\$0	\$0	\$0
CAPITAL OUTLAY	\$0	\$0	\$0	\$0	\$0	\$0
TOTAL OPERATING COST	\$0	\$0	\$0	\$0	\$0	\$0
(OPERATING REVENUES)	\$0	\$0	\$0	\$0	\$0	\$0



CITY OF BLOOMINGTON  
CAPITAL IMPROVEMENTS PROGRAM FY 2024- FY 2028

<i>FUNDING SOURCE(S)</i>	<i>DEPARTMENT</i>		<i>CITY CONTACT PERSON</i>	<i>WARD</i>		
Capital Improvement	Facilities Management		Russ Waller	All		
<i>PROJECT TITLE</i>			<i>ACCOUNT NUMBER</i>			
Unforeseen Major Facility Repairs			40100100-72520			
<i>PROJECT DESCRIPTION/JUSTIFICATION</i>						
<p>Staff utilize all available information, including the Faithful &amp; Gould Reports, prior maintenance history and general condition evaluations, to prepare budgets. However, some unforeseen major repairs are inevitable and often require expedited resolution. This budget item provides funding for these unforeseen major repairs. Past unforeseen projects include; Police Department Fire Sprinkler Replacement, City Hall Emergency Power Transfer Switch Replacement, Lincoln Garage Gas Piping Replacement, Safety &amp; Security Improvements, Emergency Power Backup Generator Rental and Market Garage Temporary Shoring Installation. The cost of these unforeseen projects varied from \$50,000 to \$250,000. An average amount is proposed for the FY2024 budget.</p>						
Projected start date:		Projected completion date:		TYPE REQUEST		
DESIGN BID:		DESIGN BID:		X	CONTINUATION	
DESIGN:		DESIGN:			REVISION	
CONSTRUCTION BID:		CONSTRUCTION BID:			NEW	
CONSTRUCTION:		CONSTRUCTION:				
<b>EXPENSES</b>	<b>FY 2024</b>	<b>FY 2025</b>	<b>FY 2026</b>	<b>FY 2027</b>	<b>FY 2028</b>	<b>TOTAL</b>
PLANNING/DESIGN	\$0	\$0	\$0	\$0	\$0	\$0
LAND	\$0	\$0	\$0	\$0	\$0	\$0
CONSTRUCTION	\$100,000	\$100,000	\$100,000	\$100,000	\$100,000	\$500,000
EQUIPMENT/FURNISHINGS	\$0	\$0	\$0	\$0	\$0	\$0
TOTAL	\$100,000	\$100,000	\$100,000	\$100,000	\$100,000	\$500,000
<b>REVENUES</b>	<b>FY 2024</b>	<b>FY 2025</b>	<b>FY 2026</b>	<b>FY 2027</b>	<b>FY 2028</b>	<b>TOTAL</b>
GENERAL FUND	\$0	\$0	\$0	\$0	\$0	\$0
MOTOR FUEL TAX	\$0	\$0	\$0	\$0	\$0	\$0
CAPITAL IMPROVEMENT	\$100,000	\$100,000	\$100,000	\$100,000	\$100,000	\$500,000
WATER	\$0	\$0	\$0	\$0	\$0	\$0
SANITARY SEWER	\$0	\$0	\$0	\$0	\$0	\$0
STORM WATER	\$0	\$0	\$0	\$0	\$0	\$0
BONDS	\$0	\$0	\$0	\$0	\$0	\$0
GRANTS/OTHER	\$0	\$0	\$0	\$0	\$0	\$0
TOTAL REVENUES	\$100,000	\$100,000	\$100,000	\$100,000	\$100,000	\$500,000
<b>OPERATING</b>	<b>FY 2024</b>	<b>FY 2025</b>	<b>FY 2026</b>	<b>FY 2027</b>	<b>FY 2028</b>	<b>TOTAL</b>
PERSONNEL	\$0	\$0	\$0	\$0	\$0	\$0
MAINT./OPERATIONS	\$0	\$0	\$0	\$0	\$0	\$0
CAPITAL OUTLAY	\$0	\$0	\$0	\$0	\$0	\$0
TOTAL OPERATING COST	\$0	\$0	\$0	\$0	\$0	\$0
(OPERATING REVENUES)	\$0	\$0	\$0	\$0	\$0	\$0

CITY OF BLOOMINGTON  
CAPITAL IMPROVEMENTS PROGRAM FY 2024- FY 2028

FUNDING SOURCE(S)	DEPARTMENT	DIVISION/PROGRAM	WARD
Capital Improvement	Facilities Management	Russ Waller	All
PROJECT TITLE		ACCOUNT NUMBER	
Unforeseen Major Facility Repairs		40100100-72520	



CITY OF BLOOMINGTON  
CAPITAL IMPROVEMENTS PROGRAM FY 2024- FY 2028

<i>FUNDING SOURCE(S)</i>	<i>DEPARTMENT</i>		<i>CITY CONTACT PERSON</i>	<i>WARD</i>		
Capital Improvement	Facilities Management		Russ Waller	All		
<i>PROJECT TITLE</i>			<i>ACCOUNT NUMBER</i>			
City Hall ADA & Life Safety Improvements			40100100-72520			
<i>PROJECT DESCRIPTION/JUSTIFICATION</i>						
During FY2022 an architectural firm which specializes in ADA and life safety issues performed an evaluation of City Hall. The results of the evaluation revealed several issues that need to be addressed. These issues include exterior accessibility problems with the parking lot and sidewalks and HVAC problems.						
Projected start date:		Projected completion date:		<i>TYPE REQUEST</i>		
DESIGN BID:		DESIGN BID:		CONTINUATION		
DESIGN:		DESIGN:		REVISION		
CONSTRUCTION BID:		CONSTRUCTION BID:	X	NEW		
CONSTRUCTION:		CONSTRUCTION:				
<b>EXPENSES</b>	<b>FY 2024</b>	<b>FY 2025</b>	<b>FY 2026</b>	<b>FY 2027</b>	<b>FY 2028</b>	<b>TOTAL</b>
PLANNING/DESIGN	\$200,000	\$0	\$0	\$0	\$0	\$200,000
LAND	\$0	\$0	\$0	\$0	\$0	\$0
CONSTRUCTION	\$600,000	\$0	\$0	\$0	\$0	\$600,000
EQUIPMENT/FURNISHINGS	\$0	\$0	\$0	\$0	\$0	\$0
TOTAL	\$800,000	\$0	\$0	\$0	\$0	\$800,000
<b>REVENUES</b>	<b>FY 2024</b>	<b>FY 2025</b>	<b>FY 2026</b>	<b>FY 2027</b>	<b>FY 2028</b>	<b>TOTAL</b>
GENERAL FUND	\$0	\$0	\$0	\$0	\$0	\$0
MOTOR FUEL TAX	\$0	\$0	\$0	\$0	\$0	\$0
CAPITAL IMPROVEMENT	\$800,000	\$0	\$0	\$0	\$0	\$800,000
WATER	\$0	\$0	\$0	\$0	\$0	\$0
SANITARY SEWER	\$0	\$0	\$0	\$0	\$0	\$0
STORM WATER	\$0	\$0	\$0	\$0	\$0	\$0
BONDS	\$0	\$0	\$0	\$0	\$0	\$0
GRANTS/OTHER	\$0	\$0	\$0	\$0	\$0	\$0
TOTAL REVENUES	\$800,000	\$0	\$0	\$0	\$0	\$800,000
<b>OPERATING</b>	<b>FY 2024</b>	<b>FY 2025</b>	<b>FY 2026</b>	<b>FY 2027</b>	<b>FY 2028</b>	<b>TOTAL</b>
PERSONNEL	\$0	\$0	\$0	\$0	\$0	\$0
MAINT./OPERATIONS	\$0	\$0	\$0	\$0	\$0	\$0
CAPITAL OUTLAY	\$0	\$0	\$0	\$0	\$0	\$0
TOTAL OPERATING COST	\$0	\$0	\$0	\$0	\$0	\$0
(OPERATING REVENUES)	\$0	\$0	\$0	\$0	\$0	\$0

CITY OF BLOOMINGTON  
CAPITAL IMPROVEMENTS PROGRAM FY 2024- FY 2028

<i>FUNDING SOURCE(S)</i>	<i>DEPARTMENT</i>	<i>DIVISION/PROGRAM</i>	<i>WARD</i>
Capital Improvement	Facilities Management	Russ Waller	All
<i>PROJECT TITLE</i>		<i>ACCOUNT NUMBER</i>	
City Hall ADA & Life Safety Improvements		40100100-72520	



CITY OF BLOOMINGTON  
CAPITAL IMPROVEMENTS PROGRAM FY 2024- FY 2028

<i>FUNDING SOURCE(S)</i>	<i>DEPARTMENT</i>		<i>CITY CONTACT PERSON</i>	<i>WARD</i>		
Capital Improvement	Facilities Management		Russ Waller	All		
<i>PROJECT TITLE</i>			<i>ACCOUNT NUMBER</i>			
Tuckpointing & Sealing			40100100-72520			
<i>PROJECT DESCRIPTION/JUSTIFICATION</i>						
The exterior façades of City Hall and the Police Administration Building have been weathered by sun, wind, rain, freeze-thaw and other environmental factors. The mortar and calk joints are showing signs of failure and some leakage is occurring. Replacement of the mortar and caulk joints is necessary in order to keep the facilities weathertight and operational. This tuckpointing and sealing project will address these concerns at City Hall and the Police Administration Building and Parking Garage.						
Projected start date:		Projected completion date:		TYPE REQUEST		
DESIGN BID:		DESIGN BID:			CONTINUATION	
DESIGN:		DESIGN:			REVISION	
CONSTRUCTION BID:		CONSTRUCTION BID:		X	NEW	
CONSTRUCTION:		CONSTRUCTION:				
<b>EXPENSES</b>						
	<b>FY 2024</b>	<b>FY 2025</b>	<b>FY 2026</b>	<b>FY 2027</b>	<b>FY 2028</b>	<b>TOTAL</b>
PLANNING/DESIGN	\$35,000	\$0	\$0	\$0	\$0	\$35,000
LAND	\$0	\$0	\$0	\$0	\$0	\$0
CONSTRUCTION	\$165,000	\$0	\$0	\$0	\$0	\$165,000
EQUIPMENT/FURNISHINGS	\$0	\$0	\$0	\$0	\$0	\$0
TOTAL	\$200,000	\$0	\$0	\$0	\$0	\$200,000
<b>REVENUES</b>						
	<b>FY 2024</b>	<b>FY 2025</b>	<b>FY 2026</b>	<b>FY 2027</b>	<b>FY 2028</b>	<b>TOTAL</b>
GENERAL FUND	\$0	\$0	\$0	\$0	\$0	\$0
MOTOR FUEL TAX	\$0	\$0	\$0	\$0	\$0	\$0
CAPITAL IMPROVEMENT	\$200,000	\$0	\$0	\$0	\$0	\$200,000
WATER	\$0	\$0	\$0	\$0	\$0	\$0
SANITARY SEWER	\$0	\$0	\$0	\$0	\$0	\$0
STORM WATER	\$0	\$0	\$0	\$0	\$0	\$0
BONDS	\$0	\$0	\$0	\$0	\$0	\$0
GRANTS/OTHER	\$0	\$0	\$0	\$0	\$0	\$0
TOTAL REVENUES	\$200,000	\$0	\$0	\$0	\$0	\$200,000
<b>OPERATING</b>						
	<b>FY 2024</b>	<b>FY 2025</b>	<b>FY 2026</b>	<b>FY 2027</b>	<b>FY 2028</b>	<b>TOTAL</b>
PERSONNEL	\$0	\$0	\$0	\$0	\$0	\$0
MAINT./OPERATIONS	\$0	\$0	\$0	\$0	\$0	\$0
CAPITAL OUTLAY	\$0	\$0	\$0	\$0	\$0	\$0
TOTAL OPERATING COST	\$0	\$0	\$0	\$0	\$0	\$0
(OPERATING REVENUES)	\$0	\$0	\$0	\$0	\$0	\$0

CITY OF BLOOMINGTON  
CAPITAL IMPROVEMENTS PROGRAM FY 2024- FY 2028

<i>FUNDING SOURCE(S)</i>	<i>DEPARTMENT</i>	<i>DIVISION/PROGRAM</i>	<i>WARD</i>
Capital Improvement	Facilities Management	Russ Waller	All
<i>PROJECT TITLE</i>		<i>ACCOUNT NUMBER</i>	
Tuckpointing & Sealing		40100100-72520	



CITY OF BLOOMINGTON  
CAPITAL IMPROVEMENTS PROGRAM FY 2024- FY 2028

<i>FUNDING SOURCE(S)</i>	<i>DEPARTMENT</i>	<i>CITY CONTACT PERSON</i>	<i>WARD</i>			
Capital Improvement	Parks and Recreation	Eric Veal	City Wide			
<i>PROJECT TITLE</i>		<i>ACCOUNT NUMBER</i>				
Parks and Recreation Unforeseen Major Repairs		400100100-72520				
<i>PROJECT DESCRIPTION/JUSTIFICATION</i>						
<p>Staff utilize all available information, including the Faithful &amp; Gould Reports, prior maintenance history and general condition evaluations, to prepare budgets. However, some unforeseen major repairs are inevitable and often require expedited resolution. This budget item provides funding for these unforeseen major repairs. Some examples would include roofing and safety items that arise as well as HVAC repairs. The cost of these unforeseen projects vary from \$5,000 to \$100,000.</p> <p><b>Operating Impact:</b> This item provides for replacement of non-budgeted items that may occur during the fiscal year such as an HVAC or Roof problem at a Parks Building/Facility. If not used, the funds will stay in the fund for future use for needed capital projects.</p>						
Projected start date:		Projected completion date:				
DESIGN BID:		DESIGN BID:				
DESIGN:		DESIGN:				
CONSTRUCTION BID:		CONSTRUCTION BID:				
CONSTRUCTION:		CONSTRUCTION:				
		X				
		NEW				
<b>EXPENSES</b>	<b>FY 2024</b>	<b>FY 2025</b>	<b>FY 2026</b>	<b>FY 2027</b>	<b>FY 2028</b>	<b>TOTAL</b>
PLANNING/DESIGN	\$0	\$0	\$0	\$0	\$0	\$0
LAND	\$0	\$0	\$0	\$0	\$0	\$0
CONSTRUCTION	\$50,000	\$50,000	\$50,000	\$50,000	\$50,000	\$250,000
EQUIPMENT/FURNISHINGS	\$0	\$0	\$0	\$0	\$0	\$0
TOTAL	\$50,000	\$50,000	\$50,000	\$50,000	\$50,000	\$250,000
<b>REVENUES</b>	<b>FY 2024</b>	<b>FY 2025</b>	<b>FY 2026</b>	<b>FY 2027</b>	<b>FY 2028</b>	<b>TOTAL</b>
GENERAL FUND	\$0	\$0	\$0	\$0	\$0	\$0
MOTOR FUEL TAX	\$0	\$0	\$0	\$0	\$0	\$0
CAPITAL IMPROVEMENT	\$50,000	\$50,000	\$50,000	\$50,000	\$50,000	\$250,000
WATER	\$0	\$0	\$0	\$0	\$0	\$0
SEWER	\$0	\$0	\$0	\$0	\$0	\$0
STORM WATER	\$0	\$0	\$0	\$0	\$0	\$0
BONDS	\$0	\$0	\$0	\$0	\$0	\$0
GRANTS/OTHER	\$0	\$0	\$0	\$0	\$0	\$0
TOTAL REVENUES	\$50,000	\$50,000	\$50,000	\$50,000	\$50,000	\$250,000
<b>OPERATING</b>	<b>FY 2024</b>	<b>FY 2025</b>	<b>FY 2026</b>	<b>FY 2027</b>	<b>FY 2028</b>	<b>TOTAL</b>
PERSONNEL	\$0	\$0	\$0	\$0	\$0	\$0
MAINT./OPERATIONS	\$0	\$0	\$0	\$0	\$0	\$0
CAPITAL OUTLAY	\$0	\$0	\$0	\$0	\$0	\$0
TOTAL OPERATING COST	\$0	\$0	\$0	\$0	\$0	\$0
(OPERATING REVENUES)	\$0	\$0	\$0	\$0	\$0	\$0

CITY OF BLOOMINGTON  
CAPITAL IMPROVEMENTS PROGRAM FY 2024- FY 2028

<i>FUNDING SOURCE(S)</i>	<i>DEPARTMENT</i>		<i>CITY CONTACT PERSON</i>	<i>WARD</i>		
Capital Improvement	Parks, Recreation & Cultural Arts		Eric Veal	9		
<i>PROJECT TITLE</i>			<i>ACCOUNT NUMBER</i>			
Walt Bittner Playground			40100100-72140			
<i>PROJECT DESCRIPTION/JUSTIFICATION</i>						
Bittner Park playground was installed in 2004. The industry standard for replacement is 20 years. The current playground is 20 years old and showing its age and needs to be replaced.						
<b>Operating Impact:</b> This is a replacement of an older park playground with a modular playground. Parks Maintenance, a department in the City's General Fund, will include this park in its annual operating budget for maintenance including mowing, plantings, minor repairs as needed.						
Projected start date:		Projected completion date:		<i>TYPE REQUEST</i>		
DESIGN BID:		DESIGN BID:		CONTINUATION		
DESIGN:		DESIGN:		REVISION		
CONSTRUCTION BID:		CONSTRUCTION BID:		X NEW		
CONSTRUCTION:		CONSTRUCTION:				
<b>EXPENSES</b>	<b>FY 2024</b>	<b>FY 2025</b>	<b>FY 2026</b>	<b>FY 2027</b>	<b>FY 2028</b>	<b>TOTAL</b>
PLANNING/DESIGN	\$0	\$0	\$0	\$0	\$0	\$0
LAND	\$0	\$0	\$0	\$0	\$0	\$0
CONSTRUCTION	\$100,000	\$0	\$0	\$0	\$0	\$100,000
EQUIPMENT/FURNISHINGS	\$0	\$0	\$0	\$0	\$0	\$0
TOTAL	\$100,000	\$0	\$0	\$0	\$0	\$100,000
<b>REVENUES</b>	<b>FY 2024</b>	<b>FY 2025</b>	<b>FY 2026</b>	<b>FY 2027</b>	<b>FY 2028</b>	<b>TOTAL</b>
GENERAL FUND	\$0	\$0	\$0	\$0	\$0	\$0
MOTOR FUEL TAX	\$0	\$0	\$0	\$0	\$0	\$0
CAPITAL IMPROVEMENT	\$100,000	\$0	\$0	\$0	\$0	\$100,000
WATER	\$0	\$0	\$0	\$0	\$0	\$0
SANITARY SEWER	\$0	\$0	\$0	\$0	\$0	\$0
STORM WATER	\$0	\$0	\$0	\$0	\$0	\$0
BONDS	\$0	\$0	\$0	\$0	\$0	\$0
GRANTS/OTHER	\$0	\$0	\$0	\$0	\$0	\$0
TOTAL REVENUES	\$100,000	\$0	\$0	\$0	\$0	\$100,000
<b>OPERATING</b>	<b>FY 2024</b>	<b>FY 2025</b>	<b>FY 2026</b>	<b>FY 2027</b>	<b>FY 2028</b>	<b>TOTAL</b>
PERSONNEL	\$0	\$0	\$0	\$0	\$0	\$0
MAINT./OPERATIONS	\$0	\$0	\$0	\$0	\$0	\$0
CAPITAL OUTLAY	\$0	\$0	\$0	\$0	\$0	\$0
TOTAL OPERATING COST	\$0	\$0	\$0	\$0	\$0	\$0
(OPERATING REVENUES)	\$0	\$0	\$0	\$0	\$0	\$0



CITY OF BLOOMINGTON  
CAPITAL IMPROVEMENTS PROGRAM FY 2024- FY 2028

<i>FUNDING SOURCE(S)</i>	<i>DEPARTMENT</i>		<i>CITY CONTACT PERSON</i>	<i>WARD</i>		
Capital Improvement	Parks, Recreation & Cultural Arts		Eric Veal	4		
<i>PROJECT TITLE</i>			<i>ACCOUNT NUMBER</i>			
Fell Park Playground			40100100-72140			
<i>PROJECT DESCRIPTION/JUSTIFICATION</i>						
Fell Park playground was installed in 2001. Industry standard is 20 years for the life of a playground. The playground and surfacing need to be upgraded.						
<b>Operating Impact:</b> This is a replacement of an older park playground with a modular playground. Parks Maintenance, a department in the City's General Fund, will include this park in its annual operating budget for maintenance including mowing, plantings, minor repairs as needed.						
Projected start date:		Projected completion date:		<i>TYPE REQUEST</i>		
DESIGN BID:		DESIGN BID:		CONTINUATION		
DESIGN:		DESIGN:		REVISION		
CONSTRUCTION BID:		CONSTRUCTION BID:		X NEW		
CONSTRUCTION:		CONSTRUCTION:				
<b>EXPENSES</b>	<b>FY 2024</b>	<b>FY 2025</b>	<b>FY 2026</b>	<b>FY 2027</b>	<b>FY 2028</b>	<b>TOTAL</b>
PLANNING/DESIGN	\$0	\$0	\$0	\$0	\$0	\$0
LAND	\$0	\$0	\$0	\$0	\$0	\$0
CONSTRUCTION	\$75,000	\$0	\$0	\$0	\$0	\$75,000
EQUIPMENT/FURNISHINGS	\$0	\$0	\$0	\$0	\$0	\$0
TOTAL	\$75,000	\$0	\$0	\$0	\$0	\$75,000
<b>REVENUES</b>	<b>FY 2024</b>	<b>FY 2025</b>	<b>FY 2026</b>	<b>FY 2027</b>	<b>FY 2028</b>	<b>TOTAL</b>
GENERAL FUND	\$0	\$0	\$0	\$0	\$0	\$0
MOTOR FUEL TAX	\$0	\$0	\$0	\$0	\$0	\$0
CAPITAL IMPROVEMENT	\$75,000	\$0	\$0	\$0	\$0	\$75,000
WATER	\$0	\$0	\$0	\$0	\$0	\$0
SANITARY SEWER	\$0	\$0	\$0	\$0	\$0	\$0
STORM WATER	\$0	\$0	\$0	\$0	\$0	\$0
BONDS	\$0	\$0	\$0	\$0	\$0	\$0
GRANTS/OTHER	\$0	\$0	\$0	\$0	\$0	\$0
TOTAL REVENUES	\$75,000	\$0	\$0	\$0	\$0	\$75,000
<b>OPERATING</b>	<b>FY 2024</b>	<b>FY 2025</b>	<b>FY 2026</b>	<b>FY 2027</b>	<b>FY 2028</b>	<b>TOTAL</b>
PERSONNEL	\$0	\$0	\$0	\$0	\$0	\$0
MAINT./OPERATIONS	\$0	\$0	\$0	\$0	\$0	\$0
CAPITAL OUTLAY	\$0	\$0	\$0	\$0	\$0	\$0
TOTAL OPERATING COST	\$0	\$0	\$0	\$0	\$0	\$0
(OPERATING REVENUES)	\$0	\$0	\$0	\$0	\$0	\$0

CITY OF BLOOMINGTON  
CAPITAL IMPROVEMENTS PROGRAM FY 2024- FY 2028

<i>FUNDING SOURCE(S)</i>	<i>DEPARTMENT</i>		<i>CITY CONTACT PERSON</i>	<i>WARD</i>		
Capital Improvement	Parks, Recreation & Cultural Arts		Eric Veal	6		
<i>PROJECT TITLE</i>			<i>ACCOUNT NUMBER</i>			
Lincoln Leisure Center tuckpoint & new awning			40100100-72520			
<i>PROJECT DESCRIPTION/JUSTIFICATION</i>						
Lincoln Leisure Center is an old brick the that is used as our recreation center. Some areas of the brick mortar is crumbling and falling away and needs to be repointed. The awning leading into the building is tattered and needs to be replaced. A wooden awning is planned and will be built in house.						
<b>Operating Impact:</b> This maintenance is needed to keep the building in good standing and keep water out. Parks Maintenance, a department in the City's General Fund, will build the new awning. Parks Maintenance includes this building in its annual operating budget for maintenance including minor repairs as needed.						
Projected start date:		Projected completion date:		<i>TYPE REQUEST</i>		
DESIGN BID:		DESIGN BID:		CONTINUATION		
DESIGN:		DESIGN:		REVISION		
CONSTRUCTION BID:		CONSTRUCTION BID:		X NEW		
CONSTRUCTION:		CONSTRUCTION:				
<b>EXPENSES</b>	<b>FY 2024</b>	<b>FY 2025</b>	<b>FY 2026</b>	<b>FY 2027</b>	<b>FY 2028</b>	<b>TOTAL</b>
PLANNING/DESIGN	\$0	\$0	\$0	\$0	\$0	\$0
LAND	\$0	\$0	\$0	\$0	\$0	\$0
CONSTRUCTION	\$35,000	\$0	\$0	\$0	\$0	\$35,000
EQUIPMENT/FURNISHINGS	\$0	\$0	\$0	\$0	\$0	\$0
TOTAL	\$35,000	\$0	\$0	\$0	\$0	\$35,000
<b>REVENUES</b>	<b>FY 2024</b>	<b>FY 2025</b>	<b>FY 2026</b>	<b>FY 2027</b>	<b>FY 2028</b>	<b>TOTAL</b>
GENERAL FUND	\$0	\$0	\$0	\$0	\$0	\$0
MOTOR FUEL TAX	\$0	\$0	\$0	\$0	\$0	\$0
CAPITAL IMPROVEMENT	\$35,000	\$0	\$0	\$0	\$0	\$35,000
WATER	\$0	\$0	\$0	\$0	\$0	\$0
SANITARY SEWER	\$0	\$0	\$0	\$0	\$0	\$0
STORM WATER	\$0	\$0	\$0	\$0	\$0	\$0
BONDS	\$0	\$0	\$0	\$0	\$0	\$0
GRANTS/OTHER	\$0	\$0	\$0	\$0	\$0	\$0
TOTAL REVENUES	\$35,000	\$0	\$0	\$0	\$0	\$35,000
<b>OPERATING</b>	<b>FY 2024</b>	<b>FY 2025</b>	<b>FY 2026</b>	<b>FY 2027</b>	<b>FY 2028</b>	<b>TOTAL</b>
PERSONNEL	\$0	\$0	\$0	\$0	\$0	\$0
MAINT./OPERATIONS	\$0	\$0	\$0	\$0	\$0	\$0
CAPITAL OUTLAY	\$0	\$0	\$0	\$0	\$0	\$0
TOTAL OPERATING COST	\$0	\$0	\$0	\$0	\$0	\$0
(OPERATING REVENUES)	\$0	\$0	\$0	\$0	\$0	\$0

CITY OF BLOOMINGTON  
CAPITAL IMPROVEMENTS PROGRAM FY 2024- FY 2028

<i>FUNDING SOURCE(S)</i>	<i>DEPARTMENT</i>		<i>CITY CONTACT PERSON</i>	<i>WARD</i>		
Capital Improvement	Parks, Recreation & Cultural Arts		Eric Veal	Citywide		
<i>PROJECT TITLE</i>			<i>ACCOUNT NUMBER</i>			
Hershey to Airport			40100100-72580			
<i>PROJECT DESCRIPTION/JUSTIFICATION</i>						
Overlay Constitution Trail from Hershey to Airport. There are numerous side to side cracks that have developed. 4000 linear feet of trail.						
<b>Operating Impact:</b> These repairs will improve the users experience on that portion of the trail whether walking, running or biking. This also could be a safety concern if not addressed.						
developed		Projected completion date:		TYPE REQUEST		
DESIGN BID:		DESIGN BID:			CONTINUATION	
DESIGN:		DESIGN:			REVISION	
CONSTRUCTION BID:		CONSTRUCTION BID:		X	NEW	
CONSTRUCTION:		CONSTRUCTION:				
<b>EXPENSES</b>						
	<b>FY 2024</b>	<b>FY 2025</b>	<b>FY 2026</b>	<b>FY 2027</b>	<b>FY 2028</b>	<b>TOTAL</b>
PLANNING/DESIGN	\$0	\$0	\$0	\$0	\$0	\$0
LAND	\$0	\$0	\$0	\$0	\$0	\$0
CONSTRUCTION	\$200,000	\$0	\$0	\$0	\$0	\$200,000
EQUIPMENT/FURNISHINGS	\$0	\$0	\$0	\$0	\$0	\$0
TOTAL	\$200,000	\$0	\$0	\$0	\$0	\$200,000
<b>REVENUES</b>						
	<b>FY 2024</b>	<b>FY 2025</b>	<b>FY 2026</b>	<b>FY 2027</b>	<b>FY 2028</b>	<b>TOTAL</b>
GENERAL FUND	\$0	\$0	\$0	\$0	\$0	\$0
MOTOR FUEL TAX	\$0	\$0	\$0	\$0	\$0	\$0
CAPITAL IMPROVEMENT	\$200,000	\$0	\$0	\$0	\$0	\$200,000
WATER	\$0	\$0	\$0	\$0	\$0	\$0
SANITARY SEWER	\$0	\$0	\$0	\$0	\$0	\$0
STORM WATER	\$0	\$0	\$0	\$0	\$0	\$0
BONDS	\$0	\$0	\$0	\$0	\$0	\$0
GRANTS/OTHER	\$0	\$0	\$0	\$0	\$0	\$0
TOTAL REVENUES	\$200,000	\$0	\$0	\$0	\$0	\$200,000
<b>OPERATING</b>						
	<b>FY 2024</b>	<b>FY 2025</b>	<b>FY 2026</b>	<b>FY 2027</b>	<b>FY 2028</b>	<b>TOTAL</b>
PERSONNEL	\$0	\$0	\$0	\$0	\$0	\$0
MAINT./OPERATIONS	\$0	\$0	\$0	\$0	\$0	\$0
CAPITAL OUTLAY	\$0	\$0	\$0	\$0	\$0	\$0
TOTAL OPERATING COST	\$0	\$0	\$0	\$0	\$0	\$0
(OPERATING REVENUES)	\$0	\$0	\$0	\$0	\$0	\$0

CITY OF BLOOMINGTON  
CAPITAL IMPROVEMENTS PROGRAM FY 2024- FY 2028

<i>FUNDING SOURCE(S)</i>	<i>DEPARTMENT</i>		<i>CITY CONTACT PERSON</i>	<i>WARD</i>		
Capital Improvement	Parks, Recreation & Cultural Arts		Eric Veal	Citywide		
<i>PROJECT TITLE</i>			<i>ACCOUNT NUMBER</i>			
Constitution trail - Hershey to Veterans			40100100-72580			
<i>PROJECT DESCRIPTION/JUSTIFICATION</i>						
This portion of trail has numerous cracks from side to side that have been repaired and now it needs to be replaced. 2500' linear feet.						
<b>Operating Impact:</b> These repairs will improve the users experience on that portion of the trail whether walking, running or biking. This also could be a safety concern if not addressed.						
Projected start date:		Projected completion date:		TYPE REQUEST		
DESIGN BID:		DESIGN BID:			CONTINUATION	
DESIGN:		DESIGN:			REVISION	
CONSTRUCTION BID:		CONSTRUCTION BID:		X	NEW	
CONSTRUCTION:		CONSTRUCTION:				
<b>EXPENSES</b>	<b>FY 2024</b>	<b>FY 2025</b>	<b>FY 2026</b>	<b>FY 2027</b>	<b>FY 2028</b>	<b>TOTAL</b>
PLANNING/DESIGN	\$0	\$0	\$0	\$0	\$0	\$0
LAND	\$0	\$0	\$0	\$0	\$0	\$0
CONSTRUCTION	\$150,000	\$0	\$0	\$0	\$0	\$150,000
EQUIPMENT/FURNISHINGS	\$0	\$0	\$0	\$0	\$0	\$0
TOTAL	\$150,000	\$0	\$0	\$0	\$0	\$150,000
<b>REVENUES</b>	<b>FY 2024</b>	<b>FY 2025</b>	<b>FY 2026</b>	<b>FY 2027</b>	<b>FY 2028</b>	<b>TOTAL</b>
GENERAL FUND	\$0	\$0	\$0	\$0	\$0	\$0
MOTOR FUEL TAX	\$0	\$0	\$0	\$0	\$0	\$0
CAPITAL IMPROVEMENT	\$150,000	\$0	\$0	\$0	\$0	\$150,000
WATER	\$0	\$0	\$0	\$0	\$0	\$0
SANITARY SEWER	\$0	\$0	\$0	\$0	\$0	\$0
STORM WATER	\$0	\$0	\$0	\$0	\$0	\$0
BONDS	\$0	\$0	\$0	\$0	\$0	\$0
GRANTS/OTHER	\$0	\$0	\$0	\$0	\$0	\$0
TOTAL REVENUES	\$150,000	\$0	\$0	\$0	\$0	\$150,000
<b>OPERATING</b>	<b>FY 2024</b>	<b>FY 2025</b>	<b>FY 2026</b>	<b>FY 2027</b>	<b>FY 2028</b>	<b>TOTAL</b>
PERSONNEL	\$0	\$0	\$0	\$0	\$0	\$0
MAINT./OPERATIONS	\$0	\$0	\$0	\$0	\$0	\$0
CAPITAL OUTLAY	\$0	\$0	\$0	\$0	\$0	\$0
TOTAL OPERATING COST	\$0	\$0	\$0	\$0	\$0	\$0
(OPERATING REVENUES)	\$0	\$0	\$0	\$0	\$0	\$0

CITY OF BLOOMINGTON  
CAPITAL IMPROVEMENTS PROGRAM FY 2024- FY 2028

<i>FUNDING SOURCE(S)</i>		<i>DEPARTMENT</i>		<i>CITY CONTACT PERSON</i>		<i>WARD</i>																																																																							
Capital Improvement		Parks and Recreation		Eric Veal		City Wide																																																																							
<i>PROJECT TITLE</i>				<i>ACCOUNT NUMBER</i>																																																																									
Route 66 Bike Path - Funks Grove to McLean - Design				400100100-72580																																																																									
<i>PROJECT DESCRIPTION/JUSTIFICATION</i>																																																																													
<p>The City of Bloomington has an intergovernmental agreement (IGA) from November 1999, with McLean County, Town of Normal and other smaller municipalities within the County on providing funding for the Historic Route 66 Bike Trail project. Design work for Funks Grove to McLean is anticipated in FY2024. Construction of if portion is estimated to occur in FY2025 and FY2026. The City's portion will be billed through McLean County, under the intergovernmental agreement.</p> <p><b>Operating Impact:</b> This is an IGA with Normal, McLean County and smaller municipalities located in the county to provide funding for a Historic Route 66 Bike Trail. These will add to the existing trails located with Bloomington and Normal and provide an additional healthy alternative for the community and to connect to other smaller communities within the county. Based on the IGA and guidance annually from McLean County, the City budgets for their dollar portion of the trail annually. Future maintenance cost will be shared with maintenance work completed by McLean County.</p>																																																																													
Projected start date:			Projected completion date:			<i>TYPE REQUEST</i>																																																																							
DESIGN BID:	5/1/2023	DESIGN BID:		DESIGN BID:		CONTINUATION	X																																																																						
DESIGN:		DESIGN:		REVISION																																																																									
CONSTRUCTION BID:		CONSTRUCTION BID		NEW																																																																									
CONSTRUCTION:		CONSTRUCTION:																																																																											
<table border="1" style="width: 100%; border-collapse: collapse;"> <thead> <tr> <th style="text-align: left;">EXPENSES</th> <th style="text-align: right;">FY 2024</th> <th style="text-align: right;">FY 2025</th> <th style="text-align: right;">FY 2026</th> <th style="text-align: right;">FY 2027</th> <th style="text-align: right;">FY 2028</th> <th style="text-align: right;">TOTAL</th> </tr> </thead> <tbody> <tr> <td>PLANNING/DESIGN</td> <td style="text-align: right;">\$17,000</td> <td style="text-align: right;">\$0</td> <td style="text-align: right;">\$0</td> <td style="text-align: right;">\$0</td> <td style="text-align: right;">\$0</td> <td style="text-align: right;">\$17,000</td> </tr> <tr> <td>LAND</td> <td style="text-align: right;">\$0</td> <td style="text-align: right;">\$0</td> <td style="text-align: right;">\$0</td> <td style="text-align: right;">\$0</td> <td style="text-align: right;">\$0</td> <td style="text-align: right;">\$0</td> </tr> <tr> <td>CONSTRUCTION</td> <td style="text-align: right;">\$0</td> <td style="text-align: right;">\$123,300</td> <td style="text-align: right;">\$123,000</td> <td style="text-align: right;">\$0</td> <td style="text-align: right;">\$0</td> <td style="text-align: right;">\$246,300</td> </tr> <tr> <td>EQUIPMENT/FURNISHINGS</td> <td style="text-align: right;">\$0</td> <td style="text-align: right;">\$0</td> <td style="text-align: right;">\$0</td> <td style="text-align: right;">\$0</td> <td style="text-align: right;">\$0</td> <td style="text-align: right;">\$0</td> </tr> <tr> <td>TOTAL</td> <td style="text-align: right;">\$17,000</td> <td style="text-align: right;">\$123,300</td> <td style="text-align: right;">\$123,000</td> <td style="text-align: right;">\$0</td> <td style="text-align: right;">\$0</td> <td style="text-align: right;">\$263,300</td> </tr> </tbody> </table>								EXPENSES	FY 2024	FY 2025	FY 2026	FY 2027	FY 2028	TOTAL	PLANNING/DESIGN	\$17,000	\$0	\$0	\$0	\$0	\$17,000	LAND	\$0	\$0	\$0	\$0	\$0	\$0	CONSTRUCTION	\$0	\$123,300	\$123,000	\$0	\$0	\$246,300	EQUIPMENT/FURNISHINGS	\$0	\$0	\$0	\$0	\$0	\$0	TOTAL	\$17,000	\$123,300	\$123,000	\$0	\$0	\$263,300																												
EXPENSES	FY 2024	FY 2025	FY 2026	FY 2027	FY 2028	TOTAL																																																																							
PLANNING/DESIGN	\$17,000	\$0	\$0	\$0	\$0	\$17,000																																																																							
LAND	\$0	\$0	\$0	\$0	\$0	\$0																																																																							
CONSTRUCTION	\$0	\$123,300	\$123,000	\$0	\$0	\$246,300																																																																							
EQUIPMENT/FURNISHINGS	\$0	\$0	\$0	\$0	\$0	\$0																																																																							
TOTAL	\$17,000	\$123,300	\$123,000	\$0	\$0	\$263,300																																																																							
<table border="1" style="width: 100%; border-collapse: collapse;"> <thead> <tr> <th style="text-align: left;">REVENUES</th> <th style="text-align: right;">FY 2024</th> <th style="text-align: right;">FY 2025</th> <th style="text-align: right;">FY 2026</th> <th style="text-align: right;">FY 2027</th> <th style="text-align: right;">FY 2028</th> <th style="text-align: right;">TOTAL</th> </tr> </thead> <tbody> <tr> <td>GENERAL FUND</td> <td style="text-align: right;">\$0</td> <td style="text-align: right;">\$0</td> <td style="text-align: right;">\$0</td> <td style="text-align: right;">\$0</td> <td style="text-align: right;">\$0</td> <td style="text-align: right;">\$0</td> </tr> <tr> <td>MOTOR FUEL TAX</td> <td style="text-align: right;">\$0</td> <td style="text-align: right;">\$0</td> <td style="text-align: right;">\$0</td> <td style="text-align: right;">\$0</td> <td style="text-align: right;">\$0</td> <td style="text-align: right;">\$0</td> </tr> <tr> <td>CAPITAL IMPROVEMENT</td> <td style="text-align: right;">\$17,000</td> <td style="text-align: right;">\$123,300</td> <td style="text-align: right;">\$123,300</td> <td style="text-align: right;">\$0</td> <td style="text-align: right;">\$0</td> <td style="text-align: right;">\$263,600</td> </tr> <tr> <td>WATER</td> <td style="text-align: right;">\$0</td> <td style="text-align: right;">\$0</td> <td style="text-align: right;">\$0</td> <td style="text-align: right;">\$0</td> <td style="text-align: right;">\$0</td> <td style="text-align: right;">\$0</td> </tr> <tr> <td>SEWER</td> <td style="text-align: right;">\$0</td> <td style="text-align: right;">\$0</td> <td style="text-align: right;">\$0</td> <td style="text-align: right;">\$0</td> <td style="text-align: right;">\$0</td> <td style="text-align: right;">\$0</td> </tr> <tr> <td>STORM WATER</td> <td style="text-align: right;">\$0</td> <td style="text-align: right;">\$0</td> <td style="text-align: right;">\$0</td> <td style="text-align: right;">\$0</td> <td style="text-align: right;">\$0</td> <td style="text-align: right;">\$0</td> </tr> <tr> <td>BONDS</td> <td style="text-align: right;">\$0</td> <td style="text-align: right;">\$0</td> <td style="text-align: right;">\$0</td> <td style="text-align: right;">\$0</td> <td style="text-align: right;">\$0</td> <td style="text-align: right;">\$0</td> </tr> <tr> <td>GRANTS/OTHER</td> <td style="text-align: right;">\$0</td> <td style="text-align: right;">\$0</td> <td style="text-align: right;">\$0</td> <td style="text-align: right;">\$0</td> <td style="text-align: right;">\$0</td> <td style="text-align: right;">\$0</td> </tr> <tr> <td>TOTAL REVENUES</td> <td style="text-align: right;">\$17,000</td> <td style="text-align: right;">\$123,300</td> <td style="text-align: right;">\$123,300</td> <td style="text-align: right;">\$0</td> <td style="text-align: right;">\$0</td> <td style="text-align: right;">\$263,600</td> </tr> </tbody> </table>								REVENUES	FY 2024	FY 2025	FY 2026	FY 2027	FY 2028	TOTAL	GENERAL FUND	\$0	\$0	\$0	\$0	\$0	\$0	MOTOR FUEL TAX	\$0	\$0	\$0	\$0	\$0	\$0	CAPITAL IMPROVEMENT	\$17,000	\$123,300	\$123,300	\$0	\$0	\$263,600	WATER	\$0	\$0	\$0	\$0	\$0	\$0	SEWER	\$0	\$0	\$0	\$0	\$0	\$0	STORM WATER	\$0	\$0	\$0	\$0	\$0	\$0	BONDS	\$0	\$0	\$0	\$0	\$0	\$0	GRANTS/OTHER	\$0	\$0	\$0	\$0	\$0	\$0	TOTAL REVENUES	\$17,000	\$123,300	\$123,300	\$0	\$0	\$263,600
REVENUES	FY 2024	FY 2025	FY 2026	FY 2027	FY 2028	TOTAL																																																																							
GENERAL FUND	\$0	\$0	\$0	\$0	\$0	\$0																																																																							
MOTOR FUEL TAX	\$0	\$0	\$0	\$0	\$0	\$0																																																																							
CAPITAL IMPROVEMENT	\$17,000	\$123,300	\$123,300	\$0	\$0	\$263,600																																																																							
WATER	\$0	\$0	\$0	\$0	\$0	\$0																																																																							
SEWER	\$0	\$0	\$0	\$0	\$0	\$0																																																																							
STORM WATER	\$0	\$0	\$0	\$0	\$0	\$0																																																																							
BONDS	\$0	\$0	\$0	\$0	\$0	\$0																																																																							
GRANTS/OTHER	\$0	\$0	\$0	\$0	\$0	\$0																																																																							
TOTAL REVENUES	\$17,000	\$123,300	\$123,300	\$0	\$0	\$263,600																																																																							
<table border="1" style="width: 100%; border-collapse: collapse;"> <thead> <tr> <th style="text-align: left;">OPERATING</th> <th style="text-align: right;">FY 2024</th> <th style="text-align: right;">FY 2025</th> <th style="text-align: right;">FY 2026</th> <th style="text-align: right;">FY 2027</th> <th style="text-align: right;">FY 2028</th> <th style="text-align: right;">TOTAL</th> </tr> </thead> <tbody> <tr> <td>PERSONNEL</td> <td style="text-align: right;">\$0</td> <td style="text-align: right;">\$0</td> <td style="text-align: right;">\$0</td> <td style="text-align: right;">\$0</td> <td style="text-align: right;">\$0</td> <td style="text-align: right;">\$0</td> </tr> <tr> <td>MAINT./OPERATIONS</td> <td style="text-align: right;">\$0</td> <td style="text-align: right;">\$0</td> <td style="text-align: right;">\$0</td> <td style="text-align: right;">\$0</td> <td style="text-align: right;">\$0</td> <td style="text-align: right;">\$0</td> </tr> <tr> <td>CAPITAL OUTLAY</td> <td style="text-align: right;">\$0</td> <td style="text-align: right;">\$0</td> <td style="text-align: right;">\$0</td> <td style="text-align: right;">\$0</td> <td style="text-align: right;">\$0</td> <td style="text-align: right;">\$0</td> </tr> <tr> <td>TOTAL OPERATING COST</td> <td style="text-align: right;">\$0</td> <td style="text-align: right;">\$0</td> <td style="text-align: right;">\$0</td> <td style="text-align: right;">\$0</td> <td style="text-align: right;">\$0</td> <td style="text-align: right;">\$0</td> </tr> <tr> <td>(OPERATING REVENUES)</td> <td style="text-align: right;">\$0</td> <td style="text-align: right;">\$0</td> <td style="text-align: right;">\$0</td> <td style="text-align: right;">\$0</td> <td style="text-align: right;">\$0</td> <td style="text-align: right;">\$0</td> </tr> </tbody> </table>								OPERATING	FY 2024	FY 2025	FY 2026	FY 2027	FY 2028	TOTAL	PERSONNEL	\$0	\$0	\$0	\$0	\$0	\$0	MAINT./OPERATIONS	\$0	\$0	\$0	\$0	\$0	\$0	CAPITAL OUTLAY	\$0	\$0	\$0	\$0	\$0	\$0	TOTAL OPERATING COST	\$0	\$0	\$0	\$0	\$0	\$0	(OPERATING REVENUES)	\$0	\$0	\$0	\$0	\$0	\$0																												
OPERATING	FY 2024	FY 2025	FY 2026	FY 2027	FY 2028	TOTAL																																																																							
PERSONNEL	\$0	\$0	\$0	\$0	\$0	\$0																																																																							
MAINT./OPERATIONS	\$0	\$0	\$0	\$0	\$0	\$0																																																																							
CAPITAL OUTLAY	\$0	\$0	\$0	\$0	\$0	\$0																																																																							
TOTAL OPERATING COST	\$0	\$0	\$0	\$0	\$0	\$0																																																																							
(OPERATING REVENUES)	\$0	\$0	\$0	\$0	\$0	\$0																																																																							

CITY OF BLOOMINGTON  
CAPITAL IMPROVEMENTS PROGRAM FY 2024- FY 2028

<i>FUNDING SOURCE(S)</i>	<i>DEPARTMENT</i>		<i>CITY CONTACT PERSON</i>	<i>WARD</i>		
Capital Improvement	Parks, Recreation & Cultural Arts		Eric Veal	1		
<i>PROJECT TITLE</i>			<i>ACCOUNT NUMBER</i>			
Park Maintenance Bathroom and building improvements			40100100-72520			
<i>PROJECT DESCRIPTION/JUSTIFICATION</i>						
Bathrooms need to be remodeled to be ADA compliant. Expansion of building would include new office space and greatly needed storage space.						
<b>Operating Impact:</b> This building serves Parks Maintenance staff. Currently there is only 1 bathroom that serves all employees. These funds would allow 2 restrooms to be built and be ADA accessible.						
Projected start date:		Projected completion date:		TYPE REQUEST		
DESIGN BID:		DESIGN BID:			CONTINUATION	
DESIGN:		DESIGN:			REVISION	
CONSTRUCTION BID:		CONSTRUCTION BID:		X	NEW	
CONSTRUCTION:		CONSTRUCTION:				
<b>EXPENSES</b>	<b>FY 2024</b>	<b>FY 2025</b>	<b>FY 2026</b>	<b>FY 2027</b>	<b>FY 2028</b>	<b>TOTAL</b>
PLANNING/DESIGN	\$0	\$0	\$0	\$0	\$0	\$0
LAND	\$0	\$0	\$0	\$0	\$0	\$0
CONSTRUCTION	\$125,000	\$0	\$0	\$0	\$0	\$125,000
EQUIPMENT/FURNISHINGS	\$0	\$0	\$0	\$0	\$0	\$0
TOTAL	\$125,000	\$0	\$0	\$0	\$0	\$125,000
<b>REVENUES</b>	<b>FY 2024</b>	<b>FY 2025</b>	<b>FY 2026</b>	<b>FY 2027</b>	<b>FY 2028</b>	<b>TOTAL</b>
GENERAL FUND	\$0	\$0	\$0	\$0	\$0	\$0
MOTOR FUEL TAX	\$0	\$0	\$0	\$0	\$0	\$0
CAPITAL IMPROVEMENT	\$125,000	\$0	\$0	\$0	\$0	\$125,000
WATER	\$0	\$0	\$0	\$0	\$0	\$0
SANITARY SEWER	\$0	\$0	\$0	\$0	\$0	\$0
STORM WATER	\$0	\$0	\$0	\$0	\$0	\$0
BONDS	\$0	\$0	\$0	\$0	\$0	\$0
GRANTS/OTHER	\$0	\$0	\$0	\$0	\$0	\$0
TOTAL REVENUES	\$125,000	\$0	\$0	\$0	\$0	\$125,000
<b>OPERATING</b>	<b>FY 2024</b>	<b>FY 2025</b>	<b>FY 2026</b>	<b>FY 2027</b>	<b>FY 2028</b>	<b>TOTAL</b>
PERSONNEL	\$0	\$0	\$0	\$0	\$0	\$0
MAINT./OPERATIONS	\$0	\$0	\$0	\$0	\$0	\$0
CAPITAL OUTLAY	\$0	\$0	\$0	\$0	\$0	\$0
TOTAL OPERATING COST	\$0	\$0	\$0	\$0	\$0	\$0
(OPERATING REVENUES)	\$0	\$0	\$0	\$0	\$0	\$0

CITY OF BLOOMINGTON  
CAPITAL IMPROVEMENTS PROGRAM FY 2024- FY 2028

<i>FUNDING SOURCE(S)</i>	<i>DEPARTMENT</i>		<i>CITY CONTACT PERSON</i>	<i>WARD</i>		
Capital Improvement	Parks, Recreation & Cultural Arts		Eric Veal	City Wide		
<i>PROJECT TITLE</i>			<i>ACCOUNT NUMBER</i>			
Rte 9 & Veterans Landscape			40100100-72620			
<i>PROJECT DESCRIPTION/JUSTIFICATION</i>						
Landscaping of Northwest crossover of Rt. 9 and Veterans Parkway. <b>Operating Impact:</b> This project would be completed by Parks Maintenance. The budget is for material needs to complete the works. Park Maintenance already maintains this area annually with funds included in the Parks Maintenance Budget.						
Projected start date:		Projected completion date:		TYPE REQUEST		
DESIGN BID:		DESIGN BID:			CONTINUATION	
DESIGN:		DESIGN:			REVISION	
CONSTRUCTION BID:		CONSTRUCTION BID:		X	NEW	
CONSTRUCTION:		CONSTRUCTION:				
<b>EXPENSES</b>						
	<b>FY 2024</b>	<b>FY 2025</b>	<b>FY 2026</b>	<b>FY 2027</b>	<b>FY 2028</b>	<b>TOTAL</b>
PLANNING/DESIGN	\$0	\$0	\$0	\$0	\$0	\$0
LAND	\$0	\$0	\$0	\$0	\$0	\$0
CONSTRUCTION	\$25,000	\$0	\$0	\$0	\$0	\$25,000
EQUIPMENT/FURNISHINGS	\$0	\$0	\$0	\$0	\$0	\$0
TOTAL	\$25,000	\$0	\$0	\$0	\$0	\$25,000
<b>REVENUES</b>						
	<b>FY 2024</b>	<b>FY 2025</b>	<b>FY 2026</b>	<b>FY 2027</b>	<b>FY 2028</b>	<b>TOTAL</b>
GENERAL FUND	\$0	\$0	\$0	\$0	\$0	\$0
MOTOR FUEL TAX	\$0	\$0	\$0	\$0	\$0	\$0
CAPITAL IMPROVEMENT	\$25,000	\$0	\$0	\$0	\$0	\$25,000
WATER	\$0	\$0	\$0	\$0	\$0	\$0
SANITARY SEWER	\$0	\$0	\$0	\$0	\$0	\$0
STORM WATER	\$0	\$0	\$0	\$0	\$0	\$0
BONDS	\$0	\$0	\$0	\$0	\$0	\$0
GRANTS/OTHER	\$0	\$0	\$0	\$0	\$0	\$0
TOTAL REVENUES	\$25,000	\$0	\$0	\$0	\$0	\$25,000
<b>OPERATING</b>						
	<b>FY 2024</b>	<b>FY 2025</b>	<b>FY 2026</b>	<b>FY 2027</b>	<b>FY 2028</b>	<b>TOTAL</b>
PERSONNEL	\$0	\$0	\$0	\$0	\$0	\$0
MAINT./OPERATIONS	\$0	\$0	\$0	\$0	\$0	\$0
CAPITAL OUTLAY	\$0	\$0	\$0	\$0	\$0	\$0
TOTAL OPERATING COST	\$0	\$0	\$0	\$0	\$0	\$0
(OPERATING REVENUES)	\$0	\$0	\$0	\$0	\$0	\$0

CITY OF BLOOMINGTON  
CAPITAL IMPROVEMENTS PROGRAM FY 2024- FY 2028

<i>FUNDING SOURCE(S)</i>	<i>DEPARTMENT</i>		<i>CITY CONTACT PERSON</i>	<i>WARD</i>		
Capital Improvement	Parks, Recreation & Cultural Arts		Robert Moews	7		
<i>PROJECT TITLE</i>			<i>ACCOUNT NUMBER</i>			
Monument style sign I-74 and I-55 crossover			40100100-72140			
<i>PROJECT DESCRIPTION/JUSTIFICATION</i>						
Installation of monument type sign similar to the sign on Veterans Parkway and Rt. 9. <b>Operating Impact:</b> This project would be completed by Parks Maintenance. The budget is for the sign. Park Maintenance already maintains this area annually with funds included in the Parks Maintenance Budget.						
Projected start date:		Projected completion date:		<i>TYPE REQUEST</i>		
DESIGN BID:		DESIGN BID:		CONTINUATION		
DESIGN:		DESIGN:		REVISION		
CONSTRUCTION BID:		CONSTRUCTION BID:	X	NEW		
CONSTRUCTION:		CONSTRUCTION:				
<b>EXPENSES</b>	<b>FY 2024</b>	<b>FY 2025</b>	<b>FY 2026</b>	<b>FY 2027</b>	<b>FY 2028</b>	<b>TOTAL</b>
PLANNING/DESIGN	\$0	\$0	\$0	\$0	\$0	\$0
LAND	\$0	\$0	\$0	\$0	\$0	\$0
CONSTRUCTION	\$75,000	\$0	\$0	\$0	\$0	\$75,000
EQUIPMENT/FURNISHINGS	\$0	\$0	\$0	\$0	\$0	\$0
TOTAL	\$75,000	\$0	\$0	\$0	\$0	\$75,000
<b>REVENUES</b>	<b>FY 2024</b>	<b>FY 2025</b>	<b>FY 2026</b>	<b>FY 2027</b>	<b>FY 2028</b>	<b>TOTAL</b>
GENERAL FUND	\$0	\$0	\$0	\$0	\$0	\$0
MOTOR FUEL TAX	\$0	\$0	\$0	\$0	\$0	\$0
CAPITAL IMPROVEMENT	\$75,000	\$0	\$0	\$0	\$0	\$75,000
WATER	\$0	\$0	\$0	\$0	\$0	\$0
SANITARY SEWER	\$0	\$0	\$0	\$0	\$0	\$0
STORM WATER	\$0	\$0	\$0	\$0	\$0	\$0
BONDS	\$0	\$0	\$0	\$0	\$0	\$0
GRANTS/OTHER	\$0	\$0	\$0	\$0	\$0	\$0
TOTAL REVENUES	\$75,000	\$0	\$0	\$0	\$0	\$75,000
<b>OPERATING</b>	<b>FY 2024</b>	<b>FY 2025</b>	<b>FY 2026</b>	<b>FY 2027</b>	<b>FY 2028</b>	<b>TOTAL</b>
PERSONNEL	\$0	\$0	\$0	\$0	\$0	\$0
MAINT./OPERATIONS	\$0	\$0	\$0	\$0	\$0	\$0
CAPITAL OUTLAY	\$0	\$0	\$0	\$0	\$0	\$0
TOTAL OPERATING COST	\$0	\$0	\$0	\$0	\$0	\$0
(OPERATING REVENUES)	\$0	\$0	\$0	\$0	\$0	\$0



CITY OF BLOOMINGTON  
CAPITAL IMPROVEMENTS PROGRAM FY 2024- FY 2028

FUNDING SOURCE(S)	DEPARTMENT	CITY CONTACT PERSON	WARD			
Capital Improvement	Public Works - Public Service	Craig Shonkwiler	City Wide			
Solid Waste						
PROJECT TITLE		ACCOUNT NUMBER				
Public Works Citizens Convenience Center Land Acquisition & Relocation		40100100-72510, 54404400-72520				
PROJECT DESCRIPTION/JUSTIFICATION						
<p>Public Works has contracted professional engineering services for the hydraulic modeling and design of the East Street Basin and associated sewer system. The proposed location of the East Street Basin is where the Public Works Citizens Convenience Center and storage yards are currently located. The Citizens Convenience Center and storage yards will need to be relocated to allow for construction of the storm water basin. Timing of this project will be based on the design and construction schedule of the basin.</p> <p><b>Operating Impact:</b> A transfer from the General Fund to cover land cost if a move is necessary. This is dependent on the hydraulic modeling being done that could effect the current location and necessitate it being moved.</p>						
Projected start date:		Projected completion date:				
DESIGN BID: N/A	DESIGN: N/A	DESIGN BID: N/A	DESIGN: N/A			
CONSTRUCTION BID: 9/1/2023	CONSTRUCTION: 11/1/2023	CONSTRUCTION BID: 10/1/2023	CONSTRUCTION: 4/30/2024			
		X				
		CONTINUATION REVISION NEW				
<b>EXPENSES</b>						
	<b>FY 2024</b>	<b>FY 2025</b>	<b>FY 2026</b>	<b>FY 2027</b>	<b>FY 2028</b>	<b>TOTAL</b>
PLANNING/DESIGN		\$0	\$0	\$0	\$0	\$0
LAND	\$350,000	\$0	\$0	\$0	\$0	\$350,000
CONSTRUCTION	\$150,000	\$0	\$0	\$0	\$0	\$150,000
EQUIPMENT/FURNISHINGS	\$0	\$0	\$0	\$0	\$0	\$0
TOTAL	\$500,000	\$0	\$0	\$0	\$0	\$500,000
<b>REVENUES</b>						
	<b>FY 2024</b>	<b>FY 2025</b>	<b>FY 2026</b>	<b>FY 2027</b>	<b>FY 2028</b>	<b>TOTAL</b>
GENERAL FUND	\$0	\$0	\$0	\$0	\$0	\$0
MOTOR FUEL TAX	\$0	\$0	\$0	\$0	\$0	\$0
CAPITAL IMPROVEMENT	\$350,000		\$0	\$0	\$0	\$350,000
WATER	\$0	\$0	\$0	\$0	\$0	\$0
SANITARY SEWER	\$0	\$0	\$0	\$0	\$0	\$0
STORM WATER	\$0	\$0	\$0	\$0	\$0	\$0
SOLID WASTE	\$150,000	\$0	\$0	\$0	\$0	\$150,000
GRANTS/OTHER	\$0	\$0	\$0	\$0	\$0	\$0
TOTAL REVENUES	\$500,000	\$0	\$0	\$0	\$0	\$500,000
<b>OPERATING</b>						
	<b>FY 2024</b>	<b>FY 2025</b>	<b>FY 2026</b>	<b>FY 2027</b>	<b>FY 2028</b>	<b>TOTAL</b>
PERSONNEL	\$0	\$0	\$0	\$0	\$0	\$0
MAINT./OPERATIONS	\$0	\$0	\$0	\$0	\$0	\$0
CAPITAL OUTLAY	\$0	\$0	\$0	\$0	\$0	\$0
TOTAL OPERATING COST	\$0	\$0	\$0	\$0	\$0	\$0
(OPERATING REVENUES)	\$0	\$0	\$0	\$0	\$0	\$0

CITY OF BLOOMINGTON  
CAPITAL IMPROVEMENTS PROGRAM FY 2024- FY 2028

<i>FUNDING SOURCE(S)</i>	<i>DEPARTMENT</i>	<i>DIVISION/PROGRAM</i>	<i>WARD</i>
Capital Improvement	Public Works Citizens Convenience Center	Craig Shonkwiler	City Wide
<i>PROJECT TITLE</i>		<i>ACCOUNT NUMBER</i>	
Public Works Citizens Convenience Center Land Acquisition & Relocati		40100100-72510, 54404400-72520	



CITY OF BLOOMINGTON  
CAPITAL IMPROVEMENTS PROGRAM FY 2024- FY 2028

<i>FUNDING SOURCE(S)</i>	<i>DEPARTMENT</i>		<i>CITY CONTACT PERSON</i>	<i>WARD</i>		
Capital Improvement	Public Works - Engineering Division		Craig Shonkwiler	1		
<i>PROJECT TITLE</i>			<i>ACCOUNT NUMBER</i>			
Constitution Trail Extension - Lincoln St to Lafayette St			40100100-72580			
<i>PROJECT DESCRIPTION/JUSTIFICATION</i>						
<p>The proposed new segment of multi-use path on the Constitution Trail is located in the southern portion of the city and will start at Lincoln Street and end at Lafayette Street. The project length is approximately 1,200 feet. Easement acquisition is expected to occur in calendar year 2023. Design and construction observation is anticipated to be performed with in-house engineering staff. Construction of the trail is expected in FY24.</p> <p><b>Operating Impact:</b> This project would be include a trail addition. This is maintained by Public Works as needed as part of the annual resurfacing of streets.</p>						
Projected start date:		Projected completion date:		<i>TYPE REQUEST</i>		
DESIGN BID: N/A	DESIGN: N/A	DESIGN BID: N/A	DESIGN: N/A	X CONTINUATION REVISION NEW		
CONSTRUCTION BID: 3/1/2024	CONSTRUCTION: 6/3/2024	CONSTRUCTION BID: 4/1/2023	CONSTRUCTION: 8/30/2024			
<b>EXPENSES</b>	<b>FY 2024</b>	<b>FY 2025</b>	<b>FY 2026</b>	<b>FY 2027</b>	<b>FY 2028</b>	<b>TOTAL</b>
PLANNING/DESIGN	\$0	\$0	\$0	\$0	\$0	\$0
LAND	\$0	\$0	\$0	\$0	\$0	\$0
CONSTRUCTION	\$350,000	\$0	\$0	\$0	\$0	\$350,000
EQUIPMENT/FURNISHINGS	\$0	\$0	\$0	\$0	\$0	\$0
TOTAL	\$350,000	\$0	\$0	\$0	\$0	\$350,000
<b>REVENUES</b>	<b>FY 2024</b>	<b>FY 2025</b>	<b>FY 2026</b>	<b>FY 2027</b>	<b>FY 2028</b>	<b>TOTAL</b>
GENERAL FUND	\$0	\$0	\$0	\$0	\$0	\$0
MOTOR FUEL TAX	\$0	\$0	\$0	\$0	\$0	\$0
CAPITAL IMPROVEMENT	\$350,000	\$0	\$0	\$0	\$0	\$350,000
WATER	\$0	\$0	\$0	\$0	\$0	\$0
SANITARY SEWER	\$0	\$0	\$0	\$0	\$0	\$0
STORM WATER	\$0	\$0	\$0	\$0	\$0	\$0
BONDS	\$0	\$0	\$0	\$0	\$0	\$0
GRANTS/OTHER	\$0	\$0	\$0	\$0	\$0	\$0
TOTAL REVENUES	\$350,000	\$0	\$0	\$0	\$0	\$350,000
<b>OPERATING</b>	<b>FY 2024</b>	<b>FY 2025</b>	<b>FY 2026</b>	<b>FY 2027</b>	<b>FY 2028</b>	<b>TOTAL</b>
PERSONNEL	\$0	\$0	\$0	\$0	\$0	\$0
MAINT./OPERATIONS	\$0	\$0	\$0	\$0	\$0	\$0
CAPITAL OUTLAY	\$0	\$0	\$0	\$0	\$0	\$0
TOTAL OPERATING COST	\$0	\$0	\$0	\$0	\$0	\$0
(OPERATING REVENUES)	\$0	\$0	\$0	\$0	\$0	\$0

FUNDING SOURCE(S)	DEPARTMENT	DIVISION/PROGRAM	WARD
Capital Improvement	Public Works - Engineering Division	Craig Shonkwiler	1
PROJECT TITLE		ACCOUNT NUMBER	
Constitution Trail Extension - Lincoln St to Lafayette St		40100100-72580	

**CONSTITUTION TRAIL EXTENSION: LINCOLN STREET TO LAFAYETTE STREET**

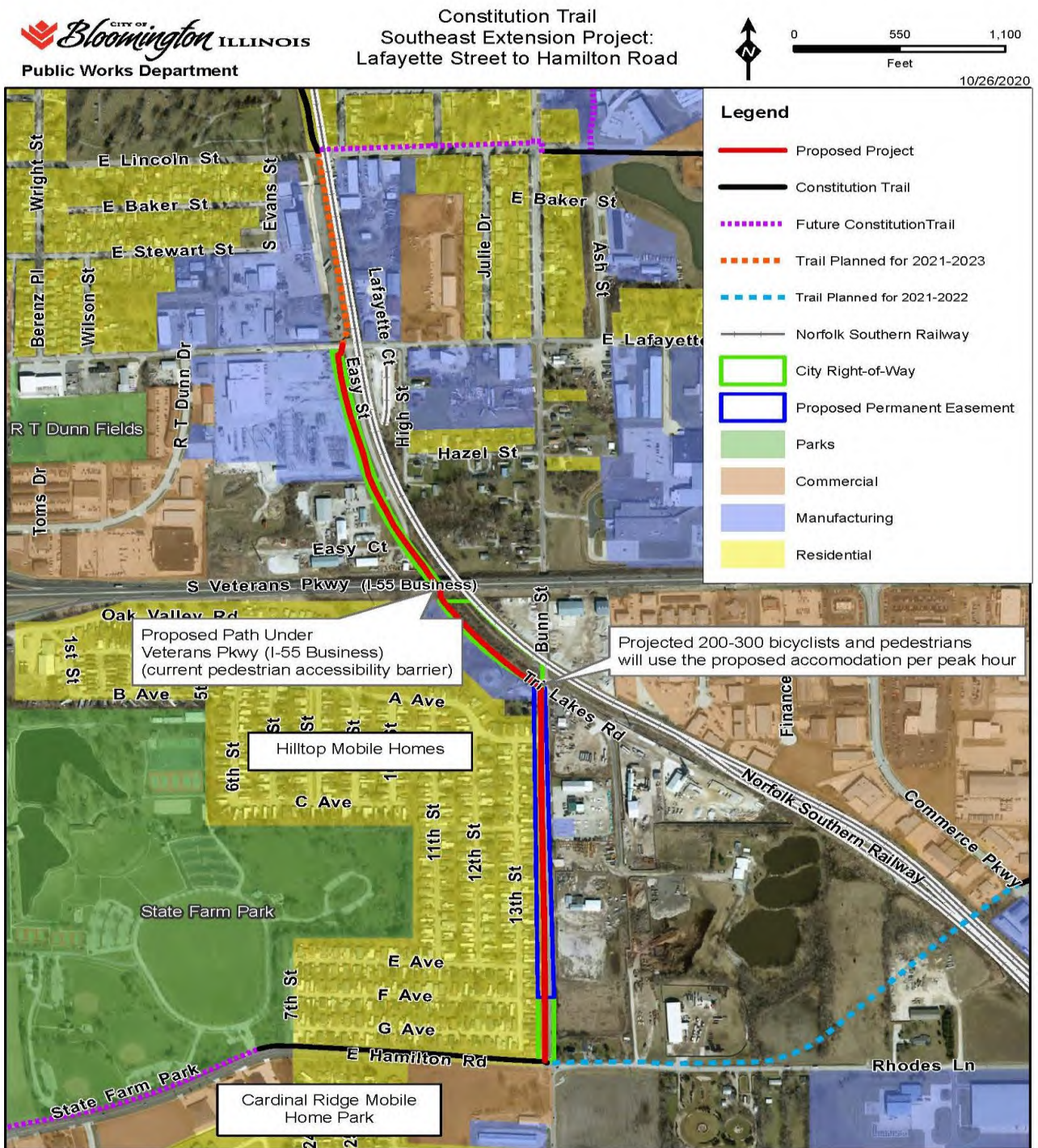


CITY OF BLOOMINGTON  
CAPITAL IMPROVEMENTS PROGRAM FY 2024- FY 2028

<i>FUNDING SOURCE(S)</i>	<i>DEPARTMENT</i>		<i>CITY CONTACT PERSON</i>	<i>WARD</i>		
Capital Improvement	Public Works - Engineering		Craig Shonkwiler	1, 2		
<i>PROJECT TITLE</i>			<i>ACCOUNT NUMBER</i>			
Constitution Trail Extension - Lafayette St to Hamilton Rd			40100100-70051, 40100100-72510			
			40100100-72580			
<i>PROJECT DESCRIPTION/JUSTIFICATION</i>						
<p>The proposed new segment of multi-use path on the Constitution Trail is located in the southeast portion of the city and will start at Lafayette Street and end at Hamilton Road. The project is adjacent to a mobile home neighborhood and connects users to nearby businesses, downtown Bloomington, and another business district on the southeast side of Bloomington. The path will also connect to Hamilton Road, the major east-west corridor south of I-55 Business. Phase I preliminary engineering was funded by the city in FY2022 with Illinois Department of Transportation Phase I approval expected in FY2023. Phase II design, plans, specifications and estimates is expected to begin in FY2024 and finish in FY2025. The city intends to apply for the next round of an Illinois Transportation Enhancement Program grant to fund 80% of the estimated construction cost in summer/fall of 2025. Construction of the path is expected to begin in FY25 provided the ITEP grant is awarded to the city.</p> <p><b>Operating Impact:</b> This project would be include a trail extension. This is maintained by Public Works as needed as part of the annual resurfacing of streets.</p>						
Projected start date:			Projected completion date:		TYPE REQUEST	
DESIGN BID:	5/1/2023		DESIGN BID:	6/30/2023	X	CONTINUATION REVISION NEW
DESIGN:	7/1/2023		DESIGN:	6/30/2024		
CONSTRUCTION BID:	3/2025		CONSTRUCTION BID:	5/2025		
CONSTRUCTION:	5/1/2025		CONSTRUCTION:	11/28/2025		
<b>EXPENSES</b>	<b>FY 2024</b>	<b>FY 2025</b>	<b>FY 2026</b>	<b>FY 2027</b>	<b>FY 2028</b>	<b>TOTAL</b>
PLANNING/DESIGN	\$115,000	\$0	\$0	\$0	\$0	\$115,000
LAND	\$20,000	\$0	\$0	\$0	\$0	\$20,000
CONSTRUCTION	\$0	\$320,000	\$0	\$0	\$0	\$320,000
EQUIPMENT/FURNISHINGS	\$0	\$0	\$0	\$0	\$0	\$0
TOTAL	\$135,000	\$320,000	\$0	\$0	\$0	\$455,000
<b>REVENUES</b>	<b>FY 2024</b>	<b>FY 2025</b>	<b>FY 2026</b>	<b>FY 2027</b>	<b>FY 2028</b>	<b>TOTAL</b>
GENERAL FUND	\$0	\$0	\$0	\$0	\$0	\$0
MOTOR FUEL TAX	\$0	\$0	\$0	\$0	\$0	\$0
CAPITAL IMPROVEMENT	\$135,000	\$320,000	\$0	\$0	\$0	\$455,000
WATER	\$0	\$0	\$0	\$0	\$0	\$0
SANITARY SEWER	\$0	\$0	\$0	\$0	\$0	\$0
STORM WATER	\$0	\$0	\$0	\$0	\$0	\$0
BONDS	\$0	\$0	\$0	\$0	\$0	\$0
GRANTS/OTHER	\$0	\$0	\$0	\$0	\$0	\$0
TOTAL REVENUES	\$135,000	\$320,000	\$0	\$0	\$0	\$455,000
<b>OPERATING</b>	<b>FY 2024</b>	<b>FY 2025</b>	<b>FY 2026</b>	<b>FY 2027</b>	<b>FY 2028</b>	<b>TOTAL</b>
PERSONNEL	\$0	\$0	\$0	\$0	\$0	\$0
MAINT./OPERATIONS	\$0	\$0	\$0	\$0	\$0	\$0
CAPITAL OUTLAY	\$0	\$0	\$0	\$0	\$0	\$0
TOTAL OPERATING COST	\$0	\$0	\$0	\$0	\$0	\$0
(OPERATING REVENUES)	\$0	\$0	\$0	\$0	\$0	\$0

CITY OF BLOOMINGTON  
 CAPITAL IMPROVEMENTS PROGRAM FY 2024- FY 2028

FUNDING SOURCE(S)	DEPARTMENT	DIVISION/PROGRAM	WARD
Capital Improvement	Public Works - Engineering	Craig Shonkwiler	1, 2
PROJECT TITLE		ACCOUNT NUMBER	
Constitution Trail Extension - Lafayette St to Hamilton Rd		40100100-70051, 40100100-72510	
		40100100-72580	

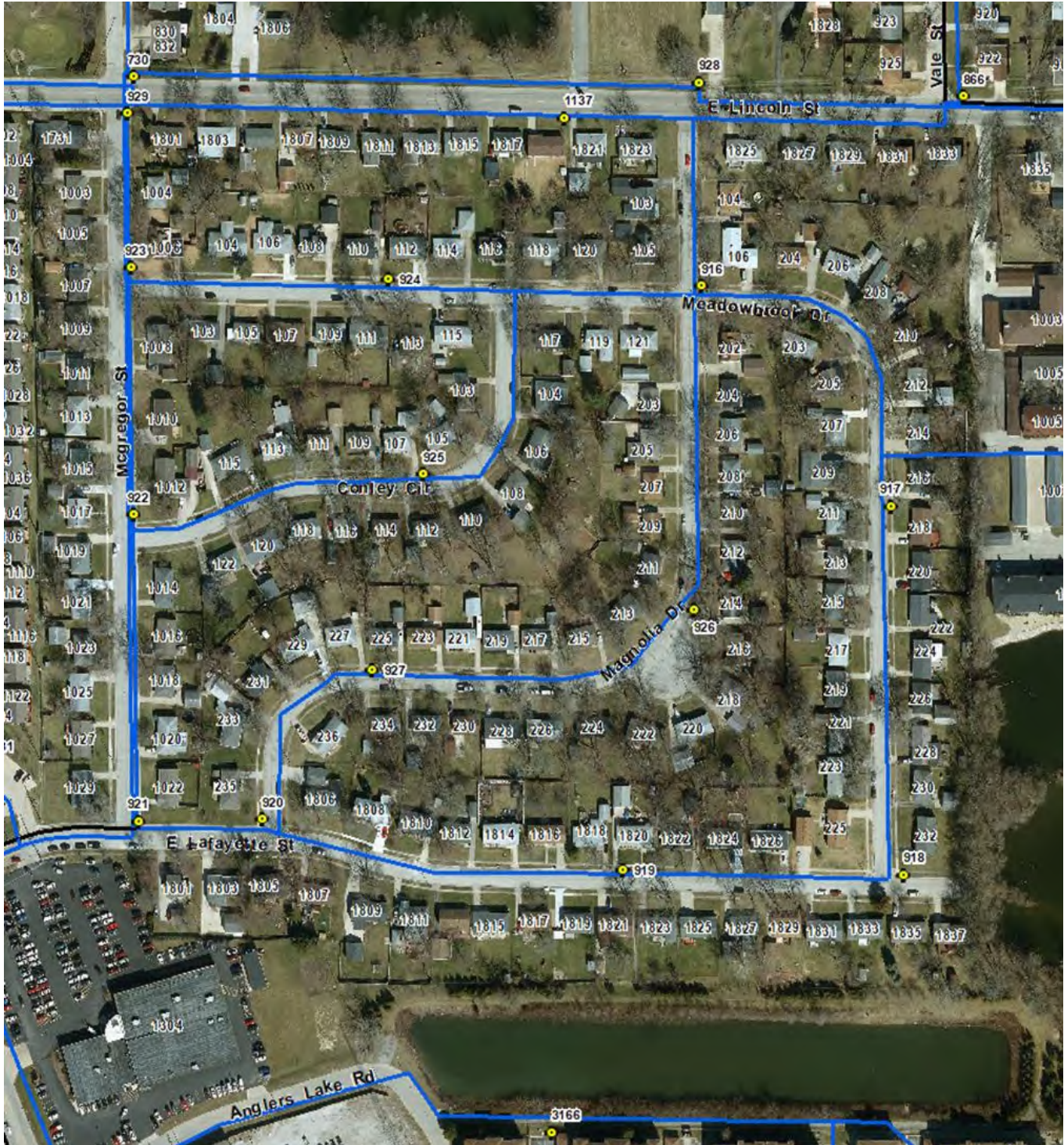


CITY OF BLOOMINGTON  
CAPITAL IMPROVEMENTS PROGRAM FY 2024- FY 2028

<i>FUNDING SOURCE(S)</i>		<i>DEPARTMENT</i>		<i>CITY CONTACT PERSON</i>		<i>WARD</i>	
Water		Public Works - Water Division		Jason Harden		1	
Capital Improvement		Public Works - Engineering Division					
<i>PROJECT TITLE</i>				<i>ACCOUNT NUMBER</i>			
Meadowbrook Subdivision Water Main Replacement				50100120-70051, 50100120-72540 40100100-72530			
<i>PROJECT DESCRIPTION/JUSTIFICATION</i>							
<p>Replace approximately 7,400 feet of water main in the Meadowbrook Subdivision. The water main in this subdivision is 6-inch diameter, unlined cast-iron pipe. Meadowbrook Subdivision often suffers from poor water quality due to loss of chlorine residual which can be attributed to nitrification in the unlined water main. This street resurfacing and storm sewer portion of the project will be constructed concurrently with the watermain improvements in FY24. Improvements to include work to the pavement, curb and gutter, sidewalks, ramps, sewer lining and inlet repairs. Construction phases will be determined under the current consulting contract.</p> <p><b>Operating Impact:</b> The Capital Improvement Fund portion is funded via the City's General Fund. The Water Main replacement is funded via residents payment of the monthly utility bill for water service.</p>							
Projected start date:				Projected completion date:		TYPE REQUEST	
DESIGN BID:	6/1/2021	DESIGN BID:	8/1/2021	X	CONTINUATION REVISION NEW		
DESIGN:	8/1/2021	DESIGN:	7/31/2023				
CONSTRUCTION BID:	8/1/2023	CONSTRUCTION BID:	10/1/2023				
CONSTRUCTION:	11/1/2023	CONSTRUCTION:	11/1/2024				
<b>EXPENSES</b>		<b>FY 2024</b>	<b>FY 2025</b>	<b>FY 2026</b>	<b>FY 2027</b>	<b>FY 2028</b>	<b>TOTAL</b>
PLANNING/DESIGN	\$140,000	\$0	\$0	\$0	\$0	\$0	\$140,000
LAND	\$0	\$0	\$0	\$0	\$0	\$0	\$0
CONSTRUCTION	\$6,450,000	\$0	\$0	\$0	\$0	\$0	\$6,450,000
EQUIPMENT/FURNISHINGS	\$0	\$0	\$0	\$0	\$0	\$0	\$0
TOTAL	\$6,590,000	\$0	\$0	\$0	\$0	\$0	\$6,590,000
<b>REVENUES</b>		<b>FY 2024</b>	<b>FY 2025</b>	<b>FY 2026</b>	<b>FY 2027</b>	<b>FY 2028</b>	<b>TOTAL</b>
GENERAL FUND	\$0	\$0	\$0	\$0	\$0	\$0	\$0
MOTOR FUEL TAX	\$0	\$0	\$0	\$0	\$0	\$0	\$0
CAPITAL IMPROVEMENT	\$1,750,000	\$0	\$0	\$0	\$0	\$0	\$1,750,000
WATER	\$4,840,000	\$0	\$0	\$0	\$0	\$0	\$4,840,000
SANITARY SEWER	\$0	\$0	\$0	\$0	\$0	\$0	\$0
STORM WATER	\$0	\$0	\$0	\$0	\$0	\$0	\$0
BONDS	\$0	\$0	\$0	\$0	\$0	\$0	\$0
GRANTS/OTHER	\$0	\$0	\$0	\$0	\$0	\$0	\$0
TOTAL REVENUES	\$6,590,000	\$0	\$0	\$0	\$0	\$0	\$6,590,000
<b>OPERATING</b>		<b>FY 2024</b>	<b>FY 2025</b>	<b>FY 2026</b>	<b>FY 2027</b>	<b>FY 2028</b>	<b>TOTAL</b>
PERSONNEL	\$0	\$0	\$0	\$0	\$0	\$0	\$0
MAINT./OPERATIONS	\$0	\$0	\$0	\$0	\$0	\$0	\$0
CAPITAL OUTLAY	\$0	\$0	\$0	\$0	\$0	\$0	\$0
TOTAL OPERATING COST	\$0	\$0	\$0	\$0	\$0	\$0	\$0
(OPERATING REVENUES)	\$0	\$0	\$0	\$0	\$0	\$0	\$0

CITY OF BLOOMINGTON  
 CAPITAL IMPROVEMENTS PROGRAM FY 2024- FY 2028

FUNDING SOURCE(S)	DEPARTMENT	DIVISION/PROGRAM	WARD
Water	Public Works - Water Division	Jason Harden	1
PROJECT TITLE		ACCOUNT NUMBER	
Meadowbrook Subdivision Water Main Replacement		50100120-70051, 50100120-72540	
		50100120-70051, 50100120-72540	



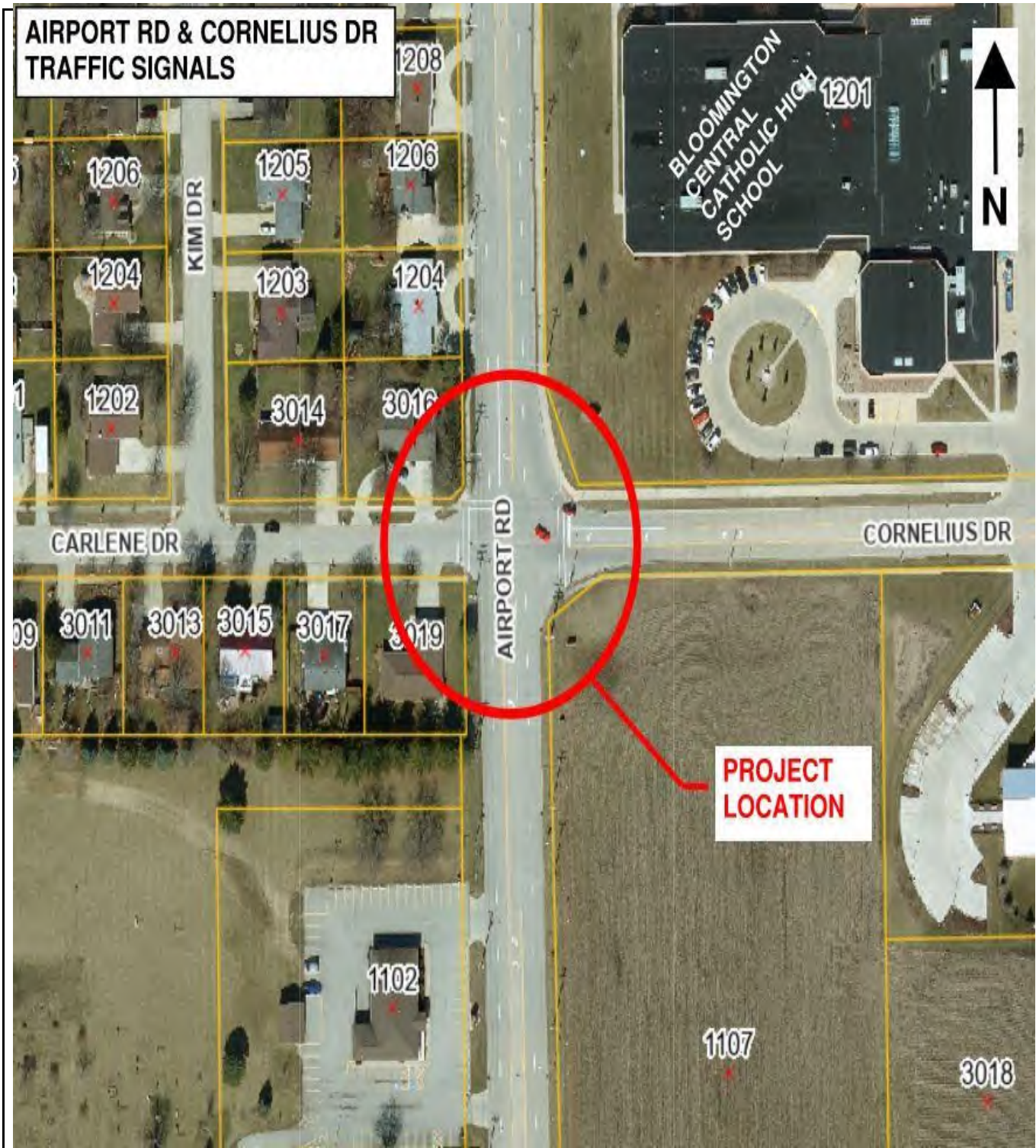


CITY OF BLOOMINGTON  
CAPITAL IMPROVEMENTS PROGRAM FY 2024- FY 2028

<i>FUNDING SOURCE(S)</i>	<i>DEPARTMENT</i>		<i>CITY CONTACT PERSON</i>	<i>WARD</i>		
Capital Improvement	Public Works - Engineering Division		Craig Shonkwiler	3		
<i>PROJECT TITLE</i>			<i>ACCOUNT NUMBER</i>			
Airport Road & Cornelius Drive Traffic Signal Improvement			40100100-70051, 72530, Grants-53120			
<i>PROJECT DESCRIPTION/JUSTIFICATION</i>						
Project to include installation of new traffic signals at the intersection of Airport Road and Cornelius Drive. New sidewalk ramps will be installed at the intersection corners. The city is expected to receive a \$600,000 DCEO grant in FY 2024 for this project. Design and construction engineering is expected to be performed by engineering consultants.						
<b>Operating Impact:</b> This project would be paid for from the Capital Improvement Fund which is funded via an annual transfer from the City's General Fund for these type of projects. This signal would provide driver's a safer route and the signal would be maintained by the Public Works (Engineering Division) as part of there annual street lighting maintenance/upkeep.						
Projected start date:		Projected completion date:		<i>TYPE REQUEST</i>		
DESIGN BID:	4/1/2023	DESIGN BID:	5/31/2023	X CONTINUATION REVISION NEW		
DESIGN:	6/3/2023	DESIGN:	12/27/2023			
CONSTRUCTION BID:	1/8/2024	CONSTRUCTION BID:	1/26/2024			
CONSTRUCTION:	5/6/2024	CONSTRUCTION:	8/2/2024			
<b>EXPENSES</b>	<b>FY 2024</b>	<b>FY 2025</b>	<b>FY 2026</b>	<b>FY 2027</b>	<b>FY 2028</b>	<b>TOTAL</b>
PLANNING/DESIGN	\$150,000	\$0	\$0	\$0	\$0	\$150,000
LAND	\$0	\$0	\$0	\$0	\$0	\$0
CONSTRUCTION	\$550,000	\$0	\$0	\$0	\$0	\$550,000
EQUIPMENT/FURNISHINGS	\$0	\$0	\$0	\$0	\$0	\$0
TOTAL	\$700,000	\$0	\$0	\$0	\$0	\$700,000
<b>REVENUES</b>	<b>FY 2024</b>	<b>FY 2025</b>	<b>FY 2026</b>	<b>FY 2027</b>	<b>FY 2028</b>	<b>TOTAL</b>
GENERAL FUND	\$0	\$0	\$0	\$0	\$0	\$0
MOTOR FUEL TAX	\$0	\$0	\$0	\$0	\$0	\$0
CAPITAL IMPROVEMENT	\$100,000	\$0	\$0	\$0	\$0	\$100,000
WATER	\$0	\$0	\$0	\$0	\$0	\$0
SANITARY SEWER	\$0	\$0	\$0	\$0	\$0	\$0
STORM WATER	\$0	\$0	\$0	\$0	\$0	\$0
BONDS	\$0	\$0	\$0	\$0	\$0	\$0
GRANTS/OTHER	\$600,000	\$0	\$0	\$0	\$0	\$600,000
TOTAL REVENUES	\$700,000	\$0	\$0	\$0	\$0	\$700,000
<b>OPERATING</b>	<b>FY 2024</b>	<b>FY 2025</b>	<b>FY 2026</b>	<b>FY 2027</b>	<b>FY 2028</b>	<b>TOTAL</b>
PERSONNEL	\$0	\$0	\$0	\$0	\$0	\$0
MAINT./OPERATIONS	\$0	\$0	\$0	\$0	\$0	\$0
CAPITAL OUTLAY	\$0	\$0	\$0	\$0	\$0	\$0
TOTAL OPERATING COST	\$0	\$0	\$0	\$0	\$0	\$0
(OPERATING REVENUES)	\$0	\$0	\$0	\$0	\$0	\$0

CITY OF BLOOMINGTON  
 CAPITAL IMPROVEMENTS PROGRAM FY 2024- FY 2028

FUNDING SOURCE(S)	DEPARTMENT	DIVISION/PROGRAM	WARD
Capital Improvement	Public Works - Engineering Division	Craig Shonkwiler	3
PROJECT TITLE		ACCOUNT NUMBER	
Airport Road & Cornelius Drive Traffic Signal Improvement		40100100-70051, 72530, Grants-53120	



CAPITAL IMPROVEMENT (ASPHALT &  
CONCRETE) FUND CAPITAL  
PROJECTS



**FY 2024 -- Capital Improvement Summary  
Capital Improvement (Asphalt & Concrete) Fund**

The list provides a synopsis of the major capital projects planned for the City in FY 2024. The detailed budget document is provided in the pages that follow this synopsis. This synopsis provides an estimate of the financial impact each project will have on the City's overall operating funds upon the completion of the project.

**Public Works Capital Improvement (Asphalt & Concrete) Projects**

- ❖ **Multi-Year Street & Alley Resurface Program - supported by LMFT & additional .25% portion of the 1% increase of the Home Rule Sales Tax**
  - Capital Improvement Fund

Construction	<u>\$5,700,000</u>
Total Capital Project	\$5,700,000
  
- ❖ **Multi-Year Street & Alley Resurface Program - supported by ARPA funds**
  - Capital Improvement Fund

Construction	<u>\$1,700,000</u>
Total Capital Project	\$1,700,000
  
- ❖ **Multi-Year Sidewalk Repair Program - supported by LMFT & additional .25% portion of the 1% increase of the Home Rule Sales Tax**
  - Capital Improvement Fund

Construction	<u>\$2,000,000</u>
Total Capital Project	\$2,000,000
  
- ❖ **Multi-Year Sidewalk Repair Program - supported by ARPA funds**
  - Capital Improvement Fund

Construction	<u>\$300,000</u>
Total Capital Project	\$300,000
  
- ❖ **Emergency Multi-Year Street, Alley & Sidewalk Repairs - supported by LMFT & additional .25% portion of the 1% increase of the Home Rule Sales Tax**
  - Capital Improvement Fund

Construction	<u>\$300,000</u>
Total Capital Project	\$300,000

**Total FY 2024 Cost: \$10,000,000**

CITY OF BLOOMINGTON  
CAPITAL IMPROVEMENTS PROGRAM FY 2024- FY 2028

<i>FUNDING SOURCE(S)</i>	<i>DEPARTMENT</i>		<i>CITY CONTACT PERSON</i>	<i>WARD</i>		
Asphalt & Concrete	Public Works - Engineering Division		Craig Shonkwiler	Citywide		
<i>PROJECT TITLE</i>			<i>ACCOUNT NUMBER</i>			
Street & Alley Resurfacing and Repair			40120200-72530			
			40120200-72530-75000			
<i>PROJECT DESCRIPTION/JUSTIFICATION</i>						
Annual program that provides for resurfacing and repair of public streets and alleys. The roadways repaired are patched and incidental problems are addressed prior to the resurfacing. The resurfacing is typically approximately 2 inches of milling and new surface material.						
This budget also includes pavement preservation. This is primarily C-85, reclamite, chip seal, slurry seal, pavement patching, and thin lift hot mix asphalt overlays.						
<b>Operating Impact:</b> This fund has money earmarked by City Council from the \$.08 per gallon Local Motor Fuel Tax and 10% of the annual receipts of the City's Home Rule Sales Tax. Approximately \$7M funds are generated for the annual resurfacing, sidewalk and ADA ramp construction/improvements. FY 2024 also includes \$1M transfer from the General Fund and \$2M in ARPA funds.						
Projected start date:		Projected completion date:		<i>TYPE REQUEST</i>		
DESIGN BID: N/A	DESIGN: N/A	DESIGN BID: N/A	DESIGN: N/A	X		
CONSTRUCTION BID: 3/14/2023	CONSTRUCTION: 5/1/2023	CONSTRUCTION BID: 4/22/2023	CONSTRUCTION: 4/30/2024	CONTINUATION		
				REVISION		
				NEW		
<b>EXPENSES</b>	<b>FY 2024</b>	<b>FY 2025</b>	<b>FY 2026</b>	<b>FY 2027</b>	<b>FY 2028</b>	<b>TOTAL</b>
PLANNING/DESIGN	\$0	\$0	\$0	\$0	\$0	\$0
LAND	\$0	\$0	\$0	\$0	\$0	\$0
CONSTRUCTION	\$7,400,000	\$7,400,000	\$7,400,000	\$7,400,000	\$7,400,000	\$37,000,000
EQUIPMENT/FURNISHINGS	\$0	\$0	\$0	\$0	\$0	\$0
TOTAL	\$7,400,000	\$7,400,000	\$7,400,000	\$7,400,000	\$7,400,000	\$37,000,000
<b>REVENUES</b>	<b>FY 2024</b>	<b>FY 2025</b>	<b>FY 2026</b>	<b>FY 2027</b>	<b>FY 2028</b>	<b>TOTAL</b>
GENERAL FUND	\$0	\$0	\$0	\$0	\$0	\$0
MOTOR FUEL TAX	\$0	\$0	\$0	\$0	\$0	\$0
ASPHALT & CONCRETE	\$7,400,000	\$7,400,000	\$7,400,000	\$7,400,000	\$7,400,000	\$37,000,000
WATER	\$0	\$0	\$0	\$0	\$0	\$0
SANITARY SEWER	\$0	\$0	\$0	\$0	\$0	\$0
STORM WATER	\$0	\$0	\$0	\$0	\$0	\$0
BONDS	\$0	\$0	\$0	\$0	\$0	\$0
GRANTS/OTHER	\$0	\$0	\$0	\$0	\$0	\$0
TOTAL REVENUES	\$7,400,000	\$7,400,000	\$7,400,000	\$7,400,000	\$7,400,000	\$37,000,000
<b>OPERATING</b>	<b>FY 2024</b>	<b>FY 2025</b>	<b>FY 2026</b>	<b>FY 2027</b>	<b>FY 2028</b>	<b>TOTAL</b>
PERSONNEL	\$0	\$0	\$0	\$0	\$0	\$0
MAINT./OPERATIONS	\$0	\$0	\$0	\$0	\$0	\$0
CAPITAL OUTLAY	\$0	\$0	\$0	\$0	\$0	\$0
TOTAL OPERATING COST	\$0	\$0	\$0	\$0	\$0	\$0
(OPERATING REVENUES)	\$0	\$0	\$0	\$0	\$0	\$0

CITY OF BLOOMINGTON  
CAPITAL IMPROVEMENTS PROGRAM FY 2024- FY 2028

<i>FUNDING SOURCE(S)</i>	<i>DEPARTMENT</i>	<i>DIVISION/PROGRAM</i>	<i>WARD</i>
Asphalt & Concrete	Public Works - Engineering Division	Craig Shonkwiler	Citywide
<i>PROJECT TITLE</i>		<i>ACCOUNT NUMBER</i>	
Street & Alley Resurfacing and Repair		40120200-72530	



CITY OF BLOOMINGTON  
CAPITAL IMPROVEMENTS PROGRAM FY 2024- FY 2028

<i>FUNDING SOURCE(S)</i>		<i>DEPARTMENT</i>		<i>CITY CONTACT PERSON</i>		<i>WARD</i>	
Asphalt & Concrete		Public Works - Engineering Division		Craig Shonkwiler		Citywide	
<i>PROJECT TITLE</i>				<i>ACCOUNT NUMBER</i>			
Sidewalk and Ramp Replacement Program				40120200-72560			
				40120200-72560-75000			
<i>PROJECT DESCRIPTION/JUSTIFICATION</i>							
Annual program that provides for repair and/or replacement of public sidewalk and ramps in order to comply with Federal ADA - American with Disabilities Act requirements. Most sidewalk and ramp repair locations are within the City's annual resurfacing contract. Other sidewalk and ramp locations are determined by resident request and then by public benefit. A portion of the program is set aside for 50/50 projects. The 50/50 program is an annual program that provides for replacement of public sidewalk with the participation of the property owner. The 50/50 program is voluntary based on first come first served until available money runs out. Low income households may qualify for assistance through CDBG -Community Development Block Grant program.							
<b>Operating Impact:</b> This fund has money earmarked by City Council from the \$.08 per gallon Local Motor Fuel Tax and 10% of the annual receipts of the City's Home Rule Sales Tax. Approximately \$7M funds are generated for the annual resurfacing, sidewalk and ADA ramp construction/improvements. FY 2024 also includes \$1M transfer from the General Fund and \$2M in ARPA funds.							
Projected start date:			Projected completion date:			TYPE REQUEST	
DESIGN BID: N/A DESIGN: N/A CONSTRUCTION BID: 3/14/2023 CONSTRUCTION: 5/1/2023			DESIGN BID: N/A DESIGN: N/A CONSTRUCTION BID: 4/22/2023 CONSTRUCTION: 4/30/2024			X CONTINUATION REVISION NEW	
<b>EXPENSES</b>		<b>FY 2024</b>	<b>FY 2025</b>	<b>FY 2026</b>	<b>FY 2027</b>	<b>FY 2028</b>	<b>TOTAL</b>
PLANNING/DESIGN		\$0	\$0	\$0	\$0	\$0	\$0
LAND		\$0	\$0	\$0	\$0	\$0	\$0
CONSTRUCTION		\$2,300,000	\$2,300,000	\$2,300,000	\$2,300,000	\$2,300,000	\$11,500,000
EQUIPMENT/FURNISHINGS		\$0	\$0	\$0	\$0	\$0	\$0
TOTAL		\$2,300,000	\$2,300,000	\$2,300,000	\$2,300,000	\$2,300,000	\$11,500,000
<b>REVENUES</b>		<b>FY 2024</b>	<b>FY 2025</b>	<b>FY 2026</b>	<b>FY 2027</b>	<b>FY 2028</b>	<b>TOTAL</b>
GENERAL FUND		\$0	\$0	\$0	\$0	\$0	\$0
MOTOR FUEL TAX		\$0	\$0	\$0	\$0	\$0	\$0
ASPHALT & CONCRETE		\$2,300,000	\$2,300,000	\$2,300,000	\$2,300,000	\$2,300,000	\$11,500,000
WATER		\$0	\$0	\$0	\$0	\$0	\$0
SANITARY SEWER		\$0	\$0	\$0	\$0	\$0	\$0
STORM WATER		\$0	\$0	\$0	\$0	\$0	\$0
BONDS		\$0	\$0	\$0	\$0	\$0	\$0
GRANTS/OTHER		\$0	\$0	\$0	\$0	\$0	\$0
TOTAL REVENUES		\$2,300,000	\$2,300,000	\$2,300,000	\$2,300,000	\$2,300,000	\$11,500,000
<b>OPERATING</b>		<b>FY 2024</b>	<b>FY 2025</b>	<b>FY 2026</b>	<b>FY 2027</b>	<b>FY 2028</b>	<b>TOTAL</b>
PERSONNEL		\$0	\$0	\$0	\$0	\$0	\$0
MAINT./OPERATIONS		\$0	\$0	\$0	\$0	\$0	\$0
CAPITAL OUTLAY		\$0	\$0	\$0	\$0	\$0	\$0
TOTAL OPERATING COST (OPERATING REVENUES)		\$0	\$0	\$0	\$0	\$0	\$0

CITY OF BLOOMINGTON  
CAPITAL IMPROVEMENTS PROGRAM FY 2024- FY 2028

<i>FUNDING SOURCE(S)</i>	<i>DEPARTMENT</i>		<i>CITY CONTACT PERSON</i>	<i>WARD</i>		
Asphalt & Concrete	Public Works - Engineering Division		Ward Snarr	Citywide		
<i>PROJECT TITLE</i>			<i>ACCOUNT NUMBER</i>			
Street, Alley & Sidewalk Maintenance			40120200-72530			
<i>PROJECT DESCRIPTION/JUSTIFICATION</i>						
Annual program that provides for repair of public streets, alleys and sidewalks that City crews are not able to perform. The average cost for each repair location previously completed is \$30,000. Based on this cost about 10 repair locations can be performed with a \$300,000 budget.						
<b>Operating Impact:</b> This fund has money earmarked by City Council from the \$.08 per gallon Local Motor Fuel Tax and 10% of the annual receipts of the City's Home Rule Sales Tax. Approximately \$7M funds are generated for the annual resurfacing, sidewalk and ADA ramp construction/improvements. FY 2024 also includes \$1M transfer from the General Fund and \$2M in ARPA funds.						
Projected start date:		Projected completion date:		TYPE REQUEST		
DESIGN BID: N/A	DESIGN: N/A	DESIGN BID: N/A	DESIGN: N/A	X	CONTINUATION	
CONSTRUCTION BID: 2/1/2023	CONSTRUCTION: 5/1/2023	CONSTRUCTION BID: 3/1/2023	CONSTRUCTION: 4/30/2024		REVISION	
					NEW	
<b>EXPENSES</b>	<b>FY 2024</b>	<b>FY 2025</b>	<b>FY 2026</b>	<b>FY 2027</b>	<b>FY 2028</b>	<b>TOTAL</b>
PLANNING/DESIGN	\$0	\$0	\$0	\$0	\$0	\$0
LAND	\$0	\$0	\$0	\$0	\$0	\$0
CONSTRUCTION	\$300,000	\$300,000	\$300,000	\$300,000	\$300,000	\$1,500,000
EQUIPMENT/FURNISHINGS	\$0	\$0	\$0	\$0	\$0	\$0
TOTAL	\$300,000	\$300,000	\$300,000	\$300,000	\$300,000	\$1,500,000
<b>REVENUES</b>	<b>FY 2024</b>	<b>FY 2025</b>	<b>FY 2026</b>	<b>FY 2027</b>	<b>FY 2028</b>	<b>TOTAL</b>
GENERAL FUND	\$0	\$0	\$0	\$0	\$0	\$0
MOTOR FUEL TAX	\$0	\$0	\$0	\$0	\$0	\$0
ASPHALT & CONCRETE	\$300,000	\$300,000	\$300,000	\$300,000	\$300,000	\$1,500,000
WATER	\$0	\$0	\$0	\$0	\$0	\$0
SANITARY SEWER	\$0	\$0	\$0	\$0	\$0	\$0
STORM WATER	\$0	\$0	\$0	\$0	\$0	\$0
BONDS	\$0	\$0	\$0	\$0	\$0	\$0
GRANTS/OTHER	\$0	\$0	\$0	\$0	\$0	\$0
TOTAL REVENUES	\$300,000	\$300,000	\$300,000	\$300,000	\$300,000	\$1,500,000
<b>OPERATING</b>	<b>FY 2024</b>	<b>FY 2025</b>	<b>FY 2026</b>	<b>FY 2027</b>	<b>FY 2028</b>	<b>TOTAL</b>
PERSONNEL	\$0	\$0	\$0	\$0	\$0	\$0
MAINT./OPERATIONS	\$0	\$0	\$0	\$0	\$0	\$0
CAPITAL OUTLAY	\$0	\$0	\$0	\$0	\$0	\$0
TOTAL OPERATING COST	\$0	\$0	\$0	\$0	\$0	\$0
(OPERATING REVENUES)	\$0	\$0	\$0	\$0	\$0	\$0



# WATER CAPITAL PROJECTS



**FY 2024 -- Capital Improvement Summary  
Water Improvement Fund**

The list provides a synopsis of the major capital projects planned for the City in FY 2024. The detailed budget document is provided in the pages that follow this synopsis. This synopsis provides an estimate of the financial impact each project will have on the City's overall operating funds upon the completion of the project.

**Water Improvement Fund**

- ❖ **Fox Creek Bridge & Road Improvements: Danbury to Beich Road-  
Construction**
  - Water Improvement Fund  
Construction                    \$500,000  
Total Capital Project    \$500,000
  
- ❖ **Locust Colton CSO Elim & WMR, Phase 9, IEPA SRF non-Loan Expense –  
Design**
  - Water Improvement Fund  
Design                            \$265,000  
Total Capital Project    \$265,000
  
- ❖ **Multi-Year GIS Consultant Services - Design**
  - Water Improvement Fund  
Design                            \$38,750  
Total Capital Project    \$38,750
  
- ❖ **Multi-Year Consultant Leak Detection for Water Loss Prevention - Engineering**
  - Water Improvement Fund  
Engineering                    \$10,000  
Total Capital Project    \$10,000
  
- ❖ **Meadowbrook Subdivision Water Main Replacement - Construction Admin &  
Observation & Construction**
  - Water Improvement Fund  
Engineering                    \$140,000  
Construction                    \$4,700,000  
Total Capital Project \$4,840,000

❖ **Reservoir Shoreline/Stream Erosion -Planning- Design & Construction**

➤ Water Improvement Fund

Design	\$25,000
Construction	<u>\$100,000</u>
Total Capital Project	\$125,000

❖ **Watershed Improvements- Construction**

➤ Water Improvement Fund

Construction	<u>\$187,500</u>
Total Capital Project	\$187,500

❖ **Hamilton Zone Pump Station - Land Acquisition for Systemwide Potable Water Distribution Improvements**

➤ Water Improvement Fund

Land	<u>\$500,000</u>
Total Capital Project	\$500,000

❖ **Systemwide Potable Water Distribution Improvements Final Design**

➤ Water Improvement Fund

Design	<u>\$3,000,000</u>
Total Capital Project	\$3,000,000

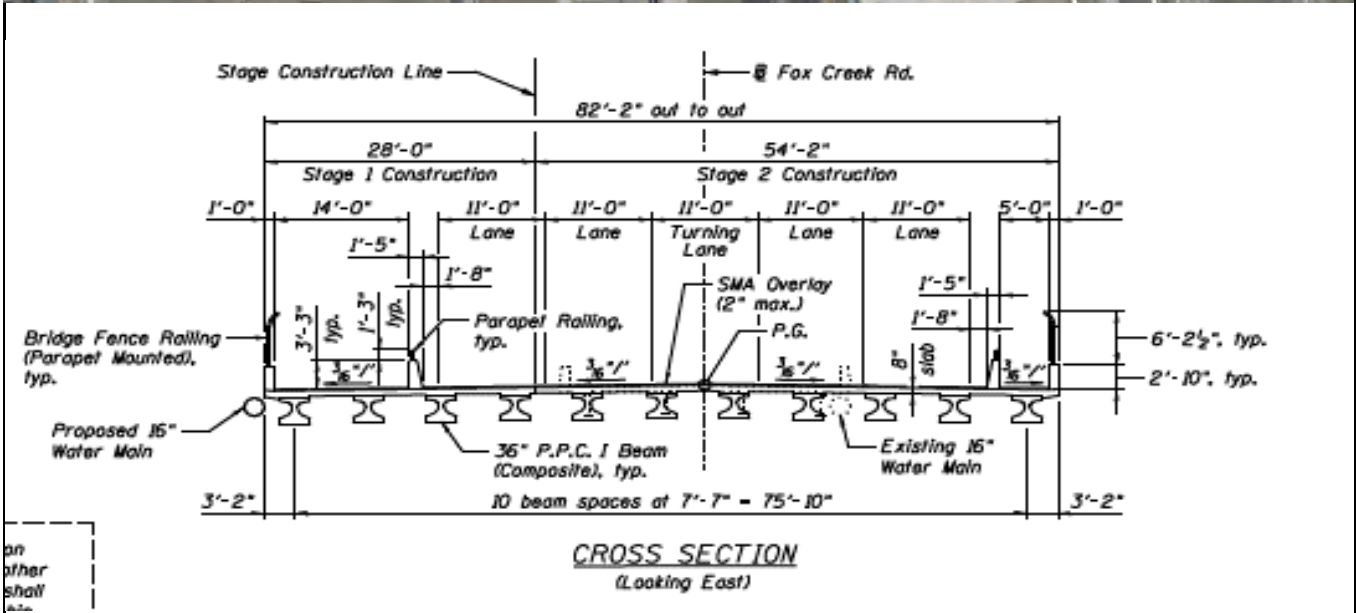
**Total FY 2024 Cost: \$9,466,250**

CITY OF BLOOMINGTON  
CAPITAL IMPROVEMENTS PROGRAM FY 2024-FY 2028

<i>FUNDING SOURCE(S)</i>		<i>DEPARTMENT</i>		<i>CITY CONTACT PERSON</i>		<i>WARD</i>	
Motor Fuel Tax, Water, Grants / Other		Public Works - Engineering Division		Steve Law		2	
<i>PROJECT TITLE</i>				<i>ACCOUNT NUMBER</i>			
Fox Creek Road Bridge & Road Improvements: Danbury to Beich Road				20300300-70051, 72510, 72530, 50100120-72540, Grants-72510, Grants-57490			
<i>PROJECT DESCRIPTION/JUSTIFICATION</i>							
<p>This section of Fox Creek Road is currently a two lane rural cross section with shoulders and ditches. This project will reconstruct Fox Creek Road and bridge as five lane urban sections with curb and gutter. A multi-use trail will be constructed on the north side and a sidewalk on the south side. Traffic signals and turn lanes will also be installed at Danbury Drive and Beich Road. Pedestrian accommodations will also be constructed on the bridge to connect neighborhoods north of Fox Creek Road to Pepperidge Elementary. New storm sewers and water main will also be installed. The project costs will be partially reimbursed from the IL Commerce Commission's Grade Crossing Protection Fund. The construction costs shown below show the total project cost which will be paid up front by the City with reimbursement estimated at \$1,945,207 from the Grade Crossing Protection Fund.</p> <p><b>Operating Impact:</b> The cost to maintain the improved road and trail crossing will be minimal in the first few years due to the improvement being new. Electrical fees for the new signal will be minimal and added to the cost of all City maintained signals. Future cost will include patching, resurfacing and eventual replacement of signals. The water funded portion is available from the water portion (enterprise fund) of the resident's utility bill.</p>							
Projected start date:			Projected completion date:			TYPE REQUEST	
DESIGN BID:	3/10/2014		DESIGN BID:	3/10/2014		X	CONTINUATION
DESIGN:	4/1/2014		DESIGN:	5/26/2023			REVISION
CONSTRUCTION BID:	6/5/2023		CONSTRUCTION BID:	6/30/2023			NEW
CONSTRUCTION:	8/7/2023		CONSTRUCTION:	11/1/2024			
<b>EXPENSES</b>		<b>FY 2024</b>	<b>FY 2025</b>	<b>FY 2026</b>	<b>FY 2027</b>	<b>FY 2028</b>	<b>TOTAL</b>
PLANNING/DESIGN	\$1,090,000	\$0	\$0	\$0	\$0	\$0	\$1,090,000
LAND	\$200,000	\$0	\$0	\$0	\$0	\$0	\$200,000
CONSTRUCTION	\$11,330,000	\$0	\$0	\$0	\$0	\$0	\$11,330,000
EQUIPMENT/FURNISHINGS	\$0	\$0	\$0	\$0	\$0	\$0	\$0
TOTAL	\$12,620,000	\$0	\$0	\$0	\$0	\$0	\$12,620,000
<b>REVENUES</b>		<b>FY 2024</b>	<b>FY 2025</b>	<b>FY 2026</b>	<b>FY 2027</b>	<b>FY 2028</b>	<b>TOTAL</b>
GENERAL FUND	\$0	\$0	\$0	\$0	\$0	\$0	\$0
MOTOR FUEL TAX	\$10,174,793	\$0	\$0	\$0	\$0	\$0	\$10,174,793
CAPITAL IMPROVEMENT	\$0	\$0	\$0	\$0	\$0	\$0	\$0
WATER	\$500,000	\$0	\$0	\$0	\$0	\$0	\$500,000
SANITARY SEWER	\$0	\$0	\$0	\$0	\$0	\$0	\$0
STORM WATER	\$0	\$0	\$0	\$0	\$0	\$0	\$0
BONDS	\$0	\$0	\$0	\$0	\$0	\$0	\$0
GRANTS/OTHER	\$1,945,207	\$0	\$0	\$0	\$0	\$0	\$1,945,207
TOTAL REVENUES	\$12,620,000	\$0	\$0	\$0	\$0	\$0	\$12,620,000
<b>OPERATING</b>		<b>FY 2024</b>	<b>FY 2025</b>	<b>FY 2026</b>	<b>FY 2027</b>	<b>FY 2028</b>	<b>TOTAL</b>
PERSONNEL	\$0	\$0	\$0	\$0	\$0	\$0	\$0
MAINT./OPERATIONS	\$0	\$0	\$0	\$0	\$0	\$0	\$0
CAPITAL OUTLAY	\$0	\$0	\$0	\$0	\$0	\$0	\$0
TOTAL OPERATING COST (OPERATING REVENUES)	\$0	\$0	\$0	\$0	\$0	\$0	\$0

CITY OF BLOOMINGTON  
 CAPITAL IMPROVEMENTS PROGRAM FY 2024- FY 2028

FUNDING SOURCE(S)	DEPARTMENT	DIVISION/PROGRAM	WARD
Motor Fuel Tax, Water,	Public Works - Engineering Division	Steve Law	2
PROJECT TITLE		ACCOUNT NUMBER	
Fox Creek Road Bridge & Road Improvements: Danbury to Beich Road		20300300-70051, 72510, 72530, 50100120-72540, Grants-72510, Grants-57490	

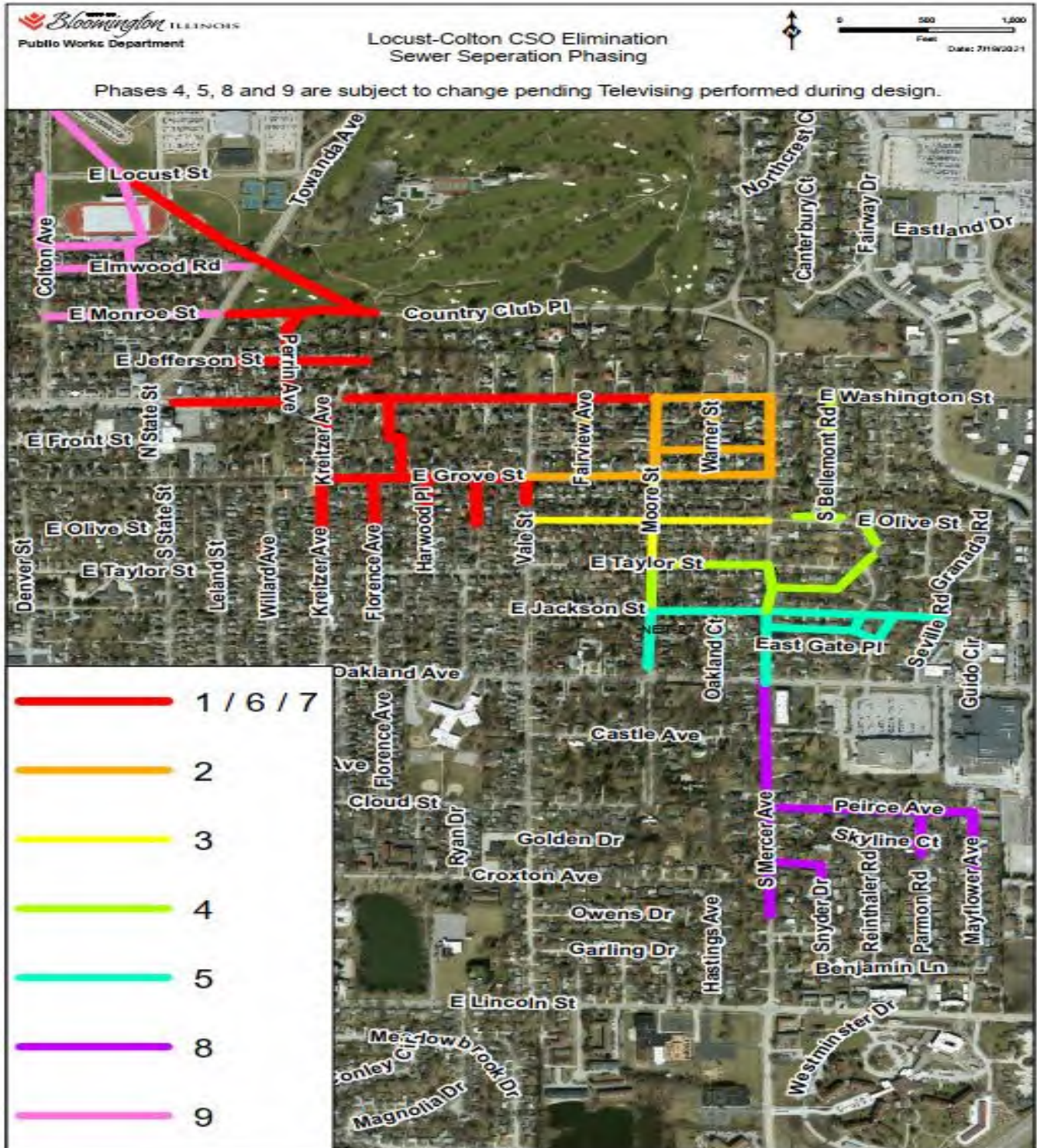


CITY OF BLOOMINGTON  
CAPITAL IMPROVEMENTS PROGRAM FY 2024- FY 2028

<i>FUNDING SOURCE(S)</i>		<i>DEPARTMENT</i>		<i>CITY CONTACT PERSON</i>		<i>WARD</i>																																																																																																																																																											
Water, Sanitary, Storm		Public Works - Engineering Division		Dominic Kallas		4																																																																																																																																																											
<i>PROJECT TITLE</i>				<i>ACCOUNT NUMBER</i>																																																																																																																																																													
Locust Colton CSO Elim. & W.M. Replace Phase 9				50100120-72540, 72510, 70051, 72545																																																																																																																																																													
				51101100, 53103100-72550, 72555, 70051, 72510																																																																																																																																																													
<i>PROJECT DESCRIPTION/JUSTIFICATION</i>																																																																																																																																																																	
<p>The Illinois Environmental Protection Agency (IEPA) has provisionally authorized the City to discharge combined sewer overflow (CSO) effluent at Locust Street and Colton Avenue, with the requirement that the City eliminate combine sewer overflow (CSO) before the expiration of the provisional permit in 2030. The City intends to secure a low interest loan from the IEPA to construct Phase 8 of a multi-phase plan to eliminate that CSO. Final CSO elimination is expected to be complete in 2028, sooner than what is expected to maintain compliance with the IEPA permit. Phase 9 construction costs will be paid to the contractor with city funds, IEPA loan proceeds will reimburse the expended City funds. The IEPA loan will then be repaid on a 20 year amortization schedule.</p> <p><b>Operating Impact:</b> An IEPA Loan will be pursued to pay for this project with the loan being paid from the water, sanitary sewer and storm water portion (enterprise funds) of the resident's utility bill.</p>																																																																																																																																																																	
Projected start date:				Projected completion date:		TYPE REQUEST																																																																																																																																																											
DESIGN BID:		N/A		DESIGN BID:																																																																																																																																																													
DESIGN:		Apr-24		DESIGN:		Nov-26																																																																																																																																																											
CONSTRUCTION BID:		Nov-26		CONSTRUCTION BID:		Jan-27																																																																																																																																																											
CONSTRUCTION:		Mar-27		CONSTRUCTION:		Apr-28																																																																																																																																																											
						X																																																																																																																																																											
						CONTINUATION REVISION NEW																																																																																																																																																											
<table border="1" style="width: 100%; border-collapse: collapse;"> <thead> <tr> <th style="text-align: left;">EXPENSES</th> <th style="text-align: right;">FY 2024</th> <th style="text-align: right;">FY 2025</th> <th style="text-align: right;">FY 2026</th> <th style="text-align: right;">FY 2027</th> <th style="text-align: right;">FY 2028</th> <th style="text-align: right;">TOTAL</th> </tr> </thead> <tbody> <tr> <td>PLANNING/DESIGN</td> <td style="text-align: right;">\$1,000,000</td> <td style="text-align: right;">\$0</td> <td style="text-align: right;">\$0</td> <td style="text-align: right;">\$0</td> <td style="text-align: right;">\$0</td> <td style="text-align: right;">\$1,000,000</td> </tr> <tr> <td>LAND</td> <td style="text-align: right;">\$0</td> <td style="text-align: right;">\$0</td> <td style="text-align: right;">\$0</td> <td style="text-align: right;">\$20,000</td> <td style="text-align: right;">\$0</td> <td style="text-align: right;">\$20,000</td> </tr> <tr> <td>CONSTRUCTION</td> <td style="text-align: right;">\$0</td> <td style="text-align: right;">\$0</td> <td style="text-align: right;">\$0</td> <td style="text-align: right;">\$4,000,000</td> <td style="text-align: right;">\$0</td> <td style="text-align: right;">\$4,000,000</td> </tr> <tr> <td>EQUIPMENT/FURNISHINGS</td> <td style="text-align: right;">\$0</td> <td style="text-align: right;">\$0</td> <td style="text-align: right;">\$0</td> <td style="text-align: right;">\$0</td> <td style="text-align: right;">\$0</td> <td style="text-align: right;">\$0</td> </tr> <tr> <td>TOTAL</td> <td style="text-align: right;">\$1,000,000</td> <td style="text-align: right;">\$0</td> <td style="text-align: right;">\$0</td> <td style="text-align: right;">\$4,020,000</td> <td style="text-align: right;">\$0</td> <td style="text-align: right;">\$5,020,000</td> </tr> <tr> <th style="text-align: left;">REVENUES</th> <th style="text-align: right;">FY 2024</th> <th style="text-align: right;">FY 2025</th> <th style="text-align: right;">FY 2026</th> <th style="text-align: right;">FY 2027</th> <th style="text-align: right;">FY 2028</th> <th style="text-align: right;">TOTAL</th> </tr> <tr> <td>GENERAL FUND</td> <td style="text-align: right;">\$0</td> <td style="text-align: right;">\$0</td> <td style="text-align: right;">\$0</td> <td style="text-align: right;">\$0</td> <td style="text-align: right;">\$0</td> <td style="text-align: right;">\$0</td> </tr> <tr> <td>MOTOR FUEL TAX</td> <td style="text-align: right;">\$0</td> <td style="text-align: right;">\$0</td> <td style="text-align: right;">\$0</td> <td style="text-align: right;">\$0</td> <td style="text-align: right;">\$0</td> <td style="text-align: right;">\$0</td> </tr> <tr> <td>CAPITAL IMPROVEMENT</td> <td style="text-align: right;">\$0</td> <td style="text-align: right;">\$0</td> <td style="text-align: right;">\$0</td> <td style="text-align: right;">\$0</td> <td style="text-align: right;">\$0</td> <td style="text-align: right;">\$0</td> </tr> <tr> <td>WATER</td> <td style="text-align: right;">\$265,000</td> <td style="text-align: right;">\$0</td> <td style="text-align: right;">\$0</td> <td style="text-align: right;">\$41,000</td> <td style="text-align: right;">\$0</td> <td style="text-align: right;">\$306,000</td> </tr> <tr> <td>SANITARY SEWER</td> <td style="text-align: right;">\$367,500</td> <td style="text-align: right;">\$0</td> <td style="text-align: right;">\$0</td> <td style="text-align: right;">\$60,000</td> <td style="text-align: right;">\$0</td> <td style="text-align: right;">\$427,500</td> </tr> <tr> <td>STORM WATER</td> <td style="text-align: right;">\$367,500</td> <td style="text-align: right;">\$0</td> <td style="text-align: right;">\$0</td> <td style="text-align: right;">\$60,000</td> <td style="text-align: right;">\$0</td> <td style="text-align: right;">\$427,500</td> </tr> <tr> <td>BONDS</td> <td style="text-align: right;">\$0</td> <td style="text-align: right;">\$0</td> <td style="text-align: right;">\$0</td> <td style="text-align: right;">\$0</td> <td style="text-align: right;">\$0</td> <td style="text-align: right;">\$0</td> </tr> <tr> <td>GRANTS/OTHER</td> <td style="text-align: right;">\$0</td> <td style="text-align: right;">\$0</td> <td style="text-align: right;">\$0</td> <td style="text-align: right;">\$3,859,000</td> <td style="text-align: right;">\$0</td> <td style="text-align: right;">\$3,859,000</td> </tr> <tr> <td>TOTAL REVENUES</td> <td style="text-align: right;">\$1,000,000</td> <td style="text-align: right;">\$0</td> <td style="text-align: right;">\$0</td> <td style="text-align: right;">\$4,020,000</td> <td style="text-align: right;">\$0</td> <td style="text-align: right;">\$5,020,000</td> </tr> <tr> <th style="text-align: left;">OPERATING</th> <th style="text-align: right;">FY 2024</th> <th style="text-align: right;">FY 2025</th> <th style="text-align: right;">FY 2026</th> <th style="text-align: right;">FY 2027</th> <th style="text-align: right;">FY 2028</th> <th style="text-align: right;">TOTAL</th> </tr> <tr> <td>PERSONNEL</td> <td style="text-align: right;">\$0</td> <td style="text-align: right;">\$0</td> <td style="text-align: right;">\$0</td> <td style="text-align: right;">\$0</td> <td style="text-align: right;">\$0</td> <td style="text-align: right;">\$0</td> </tr> <tr> <td>MAINT./OPERATIONS</td> <td style="text-align: right;">\$0</td> <td style="text-align: right;">\$0</td> <td style="text-align: right;">\$0</td> <td style="text-align: right;">\$0</td> <td style="text-align: right;">\$0</td> <td style="text-align: right;">\$0</td> </tr> <tr> <td>CAPITAL OUTLAY</td> <td style="text-align: right;">\$0</td> <td style="text-align: right;">\$0</td> <td style="text-align: right;">\$0</td> <td style="text-align: right;">\$0</td> <td style="text-align: right;">\$0</td> <td style="text-align: right;">\$0</td> </tr> <tr> <td>TOTAL OPERATING COST</td> <td style="text-align: right;">\$0</td> <td style="text-align: right;">\$0</td> <td style="text-align: right;">\$0</td> <td style="text-align: right;">\$0</td> <td style="text-align: right;">\$0</td> <td style="text-align: right;">\$0</td> </tr> <tr> <td>(OPERATING REVENUES)</td> <td style="text-align: right;">\$0</td> <td style="text-align: right;">\$0</td> <td style="text-align: right;">\$0</td> <td style="text-align: right;">\$0</td> <td style="text-align: right;">\$0</td> <td style="text-align: right;">\$0</td> </tr> </tbody> </table>								EXPENSES	FY 2024	FY 2025	FY 2026	FY 2027	FY 2028	TOTAL	PLANNING/DESIGN	\$1,000,000	\$0	\$0	\$0	\$0	\$1,000,000	LAND	\$0	\$0	\$0	\$20,000	\$0	\$20,000	CONSTRUCTION	\$0	\$0	\$0	\$4,000,000	\$0	\$4,000,000	EQUIPMENT/FURNISHINGS	\$0	\$0	\$0	\$0	\$0	\$0	TOTAL	\$1,000,000	\$0	\$0	\$4,020,000	\$0	\$5,020,000	REVENUES	FY 2024	FY 2025	FY 2026	FY 2027	FY 2028	TOTAL	GENERAL FUND	\$0	\$0	\$0	\$0	\$0	\$0	MOTOR FUEL TAX	\$0	\$0	\$0	\$0	\$0	\$0	CAPITAL IMPROVEMENT	\$0	\$0	\$0	\$0	\$0	\$0	WATER	\$265,000	\$0	\$0	\$41,000	\$0	\$306,000	SANITARY SEWER	\$367,500	\$0	\$0	\$60,000	\$0	\$427,500	STORM WATER	\$367,500	\$0	\$0	\$60,000	\$0	\$427,500	BONDS	\$0	\$0	\$0	\$0	\$0	\$0	GRANTS/OTHER	\$0	\$0	\$0	\$3,859,000	\$0	\$3,859,000	TOTAL REVENUES	\$1,000,000	\$0	\$0	\$4,020,000	\$0	\$5,020,000	OPERATING	FY 2024	FY 2025	FY 2026	FY 2027	FY 2028	TOTAL	PERSONNEL	\$0	\$0	\$0	\$0	\$0	\$0	MAINT./OPERATIONS	\$0	\$0	\$0	\$0	\$0	\$0	CAPITAL OUTLAY	\$0	\$0	\$0	\$0	\$0	\$0	TOTAL OPERATING COST	\$0	\$0	\$0	\$0	\$0	\$0	(OPERATING REVENUES)	\$0	\$0	\$0	\$0	\$0	\$0
EXPENSES	FY 2024	FY 2025	FY 2026	FY 2027	FY 2028	TOTAL																																																																																																																																																											
PLANNING/DESIGN	\$1,000,000	\$0	\$0	\$0	\$0	\$1,000,000																																																																																																																																																											
LAND	\$0	\$0	\$0	\$20,000	\$0	\$20,000																																																																																																																																																											
CONSTRUCTION	\$0	\$0	\$0	\$4,000,000	\$0	\$4,000,000																																																																																																																																																											
EQUIPMENT/FURNISHINGS	\$0	\$0	\$0	\$0	\$0	\$0																																																																																																																																																											
TOTAL	\$1,000,000	\$0	\$0	\$4,020,000	\$0	\$5,020,000																																																																																																																																																											
REVENUES	FY 2024	FY 2025	FY 2026	FY 2027	FY 2028	TOTAL																																																																																																																																																											
GENERAL FUND	\$0	\$0	\$0	\$0	\$0	\$0																																																																																																																																																											
MOTOR FUEL TAX	\$0	\$0	\$0	\$0	\$0	\$0																																																																																																																																																											
CAPITAL IMPROVEMENT	\$0	\$0	\$0	\$0	\$0	\$0																																																																																																																																																											
WATER	\$265,000	\$0	\$0	\$41,000	\$0	\$306,000																																																																																																																																																											
SANITARY SEWER	\$367,500	\$0	\$0	\$60,000	\$0	\$427,500																																																																																																																																																											
STORM WATER	\$367,500	\$0	\$0	\$60,000	\$0	\$427,500																																																																																																																																																											
BONDS	\$0	\$0	\$0	\$0	\$0	\$0																																																																																																																																																											
GRANTS/OTHER	\$0	\$0	\$0	\$3,859,000	\$0	\$3,859,000																																																																																																																																																											
TOTAL REVENUES	\$1,000,000	\$0	\$0	\$4,020,000	\$0	\$5,020,000																																																																																																																																																											
OPERATING	FY 2024	FY 2025	FY 2026	FY 2027	FY 2028	TOTAL																																																																																																																																																											
PERSONNEL	\$0	\$0	\$0	\$0	\$0	\$0																																																																																																																																																											
MAINT./OPERATIONS	\$0	\$0	\$0	\$0	\$0	\$0																																																																																																																																																											
CAPITAL OUTLAY	\$0	\$0	\$0	\$0	\$0	\$0																																																																																																																																																											
TOTAL OPERATING COST	\$0	\$0	\$0	\$0	\$0	\$0																																																																																																																																																											
(OPERATING REVENUES)	\$0	\$0	\$0	\$0	\$0	\$0																																																																																																																																																											

CITY OF BLOOMINGTON  
 CAPITAL IMPROVEMENTS PROGRAM FY 2024- FY 2028

FUNDING SOURCE(S)	DEPARTMENT	DIVISION/PROGRAM	WARD
Water, Sanitary, Storm	Public Works - Engineering Division	Dominic Kallas	4
PROJECT TITLE		ACCOUNT NUMBER 50100120-72540, 72510, 70051, 72545	
Locust Colton CSO Elim. & W.M. Replace Phase 9		51101100, 53103100-72550, 72555, 70051, 72510	




CITY OF BLOOMINGTON  
CAPITAL IMPROVEMENTS PROGRAM FY 2024- FY 2028

<i>FUNDING SOURCE(S)</i>	<i>DEPARTMENT</i>		<i>CITY CONTACT PERSON</i>	<i>WARD</i>		
Water	Public Works - Water Division		Brett Lueschen	City Wide		
<i>PROJECT TITLE</i>			<i>ACCOUNT NUMBER</i>			
Advanced Leak Detection			50100120-70051			
<i>PROJECT DESCRIPTION/JUSTIFICATION</i>						
Advanced leak detection identifies leaks throughout the water distribution system. Locating and repairing the leaks helps minimize water loss. Mitigating water loss allows the distribution system to operate effectively and efficiently.						
<b>Operating Impact:</b> Funds are available from the water portion (enterprise fund) of the resident's utility bill.						
Projected start date:			Projected completion date:		TYPE REQUEST	
DESIGN BID:	N/A		DESIGN BID:	N/A		X CONTINUATION
DESIGN:	N/A		DESIGN:	N/A		REVISION
CONSTRUCTION BID:	3/1/2023		CONSTRUCTION BID:	3/1/2023		NEW
CONSTRUCTION:	5/1/2023		CONSTRUCTION:	4/31/2028		
<b>EXPENSES</b>	<b>FY 2024</b>	<b>FY 2025</b>	<b>FY 2026</b>	<b>FY 2027</b>	<b>FY 2028</b>	<b>TOTAL</b>
PLANNING/DESIGN	\$10,000	\$10,000	\$10,000	\$10,000	\$10,000	\$50,000
LAND	\$0	\$0	\$0	\$0	\$0	\$0
CONSTRUCTION	\$0	\$0	\$0	\$0	\$0	\$0
EQUIPMENT/FURNISHINGS	\$0	\$0	\$0	\$0	\$0	\$0
TOTAL	\$10,000	\$10,000	\$10,000	\$10,000	\$10,000	\$50,000
<b>REVENUES</b>	<b>FY 2024</b>	<b>FY 2025</b>	<b>FY 2026</b>	<b>FY 2027</b>	<b>FY 2028</b>	<b>TOTAL</b>
GENERAL FUND	\$0	\$0	\$0	\$0	\$0	\$0
MOTOR FUEL TAX	\$0	\$0	\$0	\$0	\$0	\$0
CAPITAL IMPROVEMENT	\$0	\$0	\$0	\$0	\$0	\$0
WATER	\$100,000	\$100,000	\$100,000	\$100,000	\$100,000	\$500,000
SANITARY SEWER	\$0	\$0	\$0	\$0	\$0	\$0
STORM WATER	\$0	\$0	\$0	\$0	\$0	\$0
BONDS	\$0	\$0	\$0	\$0	\$0	\$0
GRANTS/OTHER	\$0	\$0	\$0	\$0	\$0	\$0
TOTAL REVENUES	\$100,000	\$100,000	\$100,000	\$100,000	\$100,000	\$500,000
<b>OPERATING</b>	<b>FY 2024</b>	<b>FY 2025</b>	<b>FY 2026</b>	<b>FY 2027</b>	<b>FY 2028</b>	<b>TOTAL</b>
PERSONNEL	\$0	\$0	\$0	\$0	\$0	\$0
MAINT./OPERATIONS	\$0	\$0	\$0	\$0	\$0	\$0
CAPITAL OUTLAY	\$0	\$0	\$0	\$0	\$0	\$0
TOTAL OPERATING COST	\$0	\$0	\$0	\$0	\$0	\$0
(OPERATING REVENUES)	\$0	\$0	\$0	\$0	\$0	\$0



CITY OF BLOOMINGTON  
CAPITAL IMPROVEMENTS PROGRAM FY 2024- FY 2028

<i>FUNDING SOURCE(S)</i>	<i>DEPARTMENT</i>	<i>DIVISION/PROGRAM</i>	<i>WARD</i>
Water	Public Works - Water Division	Brett Lueschen	City Wide
<i>PROJECT TITLE</i>		<i>ACCOUNT NUMBER</i>	
Advanced Leak Detection		50100120-70051	

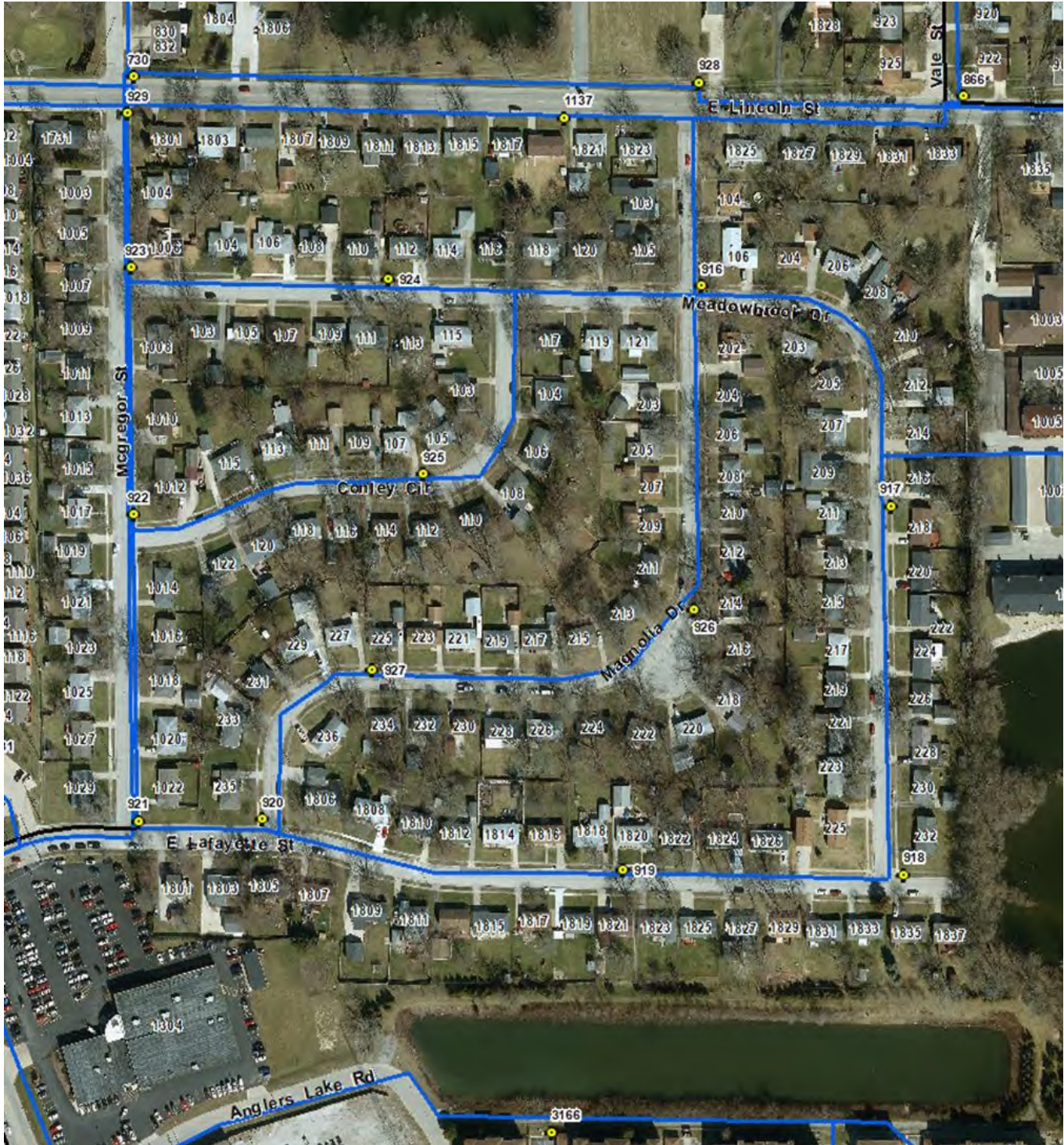


CITY OF BLOOMINGTON  
CAPITAL IMPROVEMENTS PROGRAM FY 2024- FY 2028

<i>FUNDING SOURCE(S)</i>		<i>DEPARTMENT</i>		<i>CITY CONTACT PERSON</i>		<i>WARD</i>	
Water		Public Works - Water Division		Jason Harden		1	
Capital Improvement		Public Works - Engineering Division					
<i>PROJECT TITLE</i>				<i>ACCOUNT NUMBER</i>			
Meadowbrook Subdivision Water Main Replacement				50100120-70051, 50100120-72540 40100100-72530			
<i>PROJECT DESCRIPTION/JUSTIFICATION</i>							
<p>Replace approximately 7,400 feet of water main in the Meadowbrook Subdivision. The water main in this subdivision is 6-inch diameter, unlined cast-iron pipe. Meadowbrook Subdivision often suffers from poor water quality due to loss of chlorine residual which can be attributed to nitrification in the unlined water main. This street resurfacing and storm sewer portion of the project will be constructed concurrently with the watermain improvements in FY24. Improvements to include work to the pavement, curb and gutter, sidewalks, ramps, sewer lining and inlet repairs. Construction phases will be determined under the current consulting contract.</p> <p><b>Operating Impact:</b> The Capital Improvement Fund portion is funded via the City's General Fund. The Water Main replacement is funded via residents payment of the monthly utility bill for water service.</p>							
Projected start date:			Projected completion date:			TYPE REQUEST	
DESIGN BID:	6/1/2021		DESIGN BID:	8/1/2021		X	CONTINUATION
DESIGN:	8/1/2021		DESIGN:	7/31/2023			REVISION
CONSTRUCTION BID:	8/1/2023		CONSTRUCTION BID:	10/1/2023			NEW
CONSTRUCTION:	11/1/2023		CONSTRUCTION:	11/1/2024			
<b>EXPENSES</b>		<b>FY 2024</b>	<b>FY 2025</b>	<b>FY 2026</b>	<b>FY 2027</b>	<b>FY 2028</b>	<b>TOTAL</b>
PLANNING/DESIGN		\$140,000	\$0	\$0	\$0	\$0	\$140,000
LAND		\$0	\$0	\$0	\$0	\$0	\$0
CONSTRUCTION		\$6,450,000	\$0	\$0	\$0	\$0	\$6,450,000
EQUIPMENT/FURNISHINGS		\$0	\$0	\$0	\$0	\$0	\$0
TOTAL		\$6,590,000	\$0	\$0	\$0	\$0	\$6,590,000
<b>REVENUES</b>		<b>FY 2024</b>	<b>FY 2025</b>	<b>FY 2026</b>	<b>FY 2027</b>	<b>FY 2028</b>	<b>TOTAL</b>
GENERAL FUND		\$0	\$0	\$0	\$0	\$0	\$0
MOTOR FUEL TAX		\$0	\$0	\$0	\$0	\$0	\$0
CAPITAL IMPROVEMENT		\$1,750,000	\$0	\$0	\$0	\$0	\$1,750,000
WATER		\$4,840,000	\$0	\$0	\$0	\$0	\$4,840,000
SANITARY SEWER		\$0	\$0	\$0	\$0	\$0	\$0
STORM WATER		\$0	\$0	\$0	\$0	\$0	\$0
BONDS		\$0	\$0	\$0	\$0	\$0	\$0
GRANTS/OTHER		\$0	\$0	\$0	\$0	\$0	\$0
TOTAL REVENUES		\$6,590,000	\$0	\$0	\$0	\$0	\$6,590,000
<b>OPERATING</b>		<b>FY 2024</b>	<b>FY 2025</b>	<b>FY 2026</b>	<b>FY 2027</b>	<b>FY 2028</b>	<b>TOTAL</b>
PERSONNEL		\$0	\$0	\$0	\$0	\$0	\$0
MAINT./OPERATIONS		\$0	\$0	\$0	\$0	\$0	\$0
CAPITAL OUTLAY		\$0	\$0	\$0	\$0	\$0	\$0
TOTAL OPERATING COST		\$0	\$0	\$0	\$0	\$0	\$0
(OPERATING REVENUES)		\$0	\$0	\$0	\$0	\$0	\$0

CITY OF BLOOMINGTON  
 CAPITAL IMPROVEMENTS PROGRAM FY 2024- FY 2028

FUNDING SOURCE(S)	DEPARTMENT	DIVISION/PROGRAM	WARD
Water	Public Works - Water Division	Jason Harden	1
PROJECT TITLE		ACCOUNT NUMBER	
Meadowbrook Subdivision Water Main Replacement		50100120-70051, 50100120-72540	
		50100120-70051, 50100120-72540	



CITY OF BLOOMINGTON  
CAPITAL IMPROVEMENTS PROGRAM FY 2024- FY 2028

<i>FUNDING SOURCE(S)</i>		<i>DEPARTMENT</i>		<i>CITY CONTACT PERSON</i>		<i>WARD</i>																																																																							
Water		Public Works - Water Division		Joseph M. Darter		City Wide																																																																							
<i>PROJECT TITLE</i>				<i>ACCOUNT NUMBER</i>																																																																									
Multi-Year Reservoir Shoreline/Stream Erosion Control Improvements				50100140-72620																																																																									
				50100140-70051																																																																									
<i>PROJECT DESCRIPTION/JUSTIFICATION</i>																																																																													
<p>This ongoing project will continue the shoreline stabilization and stream stabilization work in the reservoirs and the tributary streams feeding them. The longevity of the drinking water reservoirs is extended, water quality is improved and fish and wildlife habitat is enhanced by these projects. Lakeshore erosion studies and stream inventories were undertaken from 2019 and 2020 to quantify sediment contributions and to prioritize restoration work for the identified erosion sites.</p> <p>The Department received approval for 10 years of projects through the Army Corps of Engineers. The Department strives to work with agency partners to obtain other funding sources. Recently, through assistance of our partner agencies these projects have been partially funded through grants. This partnership extends the amount of work performed on an annual basis.</p> <p><b>Operating Impact:</b> Funds are available from the water portion (enterprise fund) of the resident's utility bill.</p>																																																																													
Projected start date:			Projected completion date:			TYPE REQUEST																																																																							
DESIGN BID: N/A			DESIGN BID: N/A			X CONTINUATION REVISION NEW																																																																							
DESIGN: 5/1/2023			DESIGN: 6/1/2023																																																																										
CONSTRUCTION BID: 6/1/2023			CONSTRUCTION BID: 7/1/2023																																																																										
CONSTRUCTION: 7/1/2023			CONSTRUCTION: 10/30/2023																																																																										
<table border="1" style="width: 100%; border-collapse: collapse;"> <thead> <tr> <th style="text-align: left;">EXPENSES</th> <th style="text-align: right;">FY 2024</th> <th style="text-align: right;">FY 2025</th> <th style="text-align: right;">FY 2026</th> <th style="text-align: right;">FY 2027</th> <th style="text-align: right;">FY 2028</th> <th style="text-align: right;">TOTAL</th> </tr> </thead> <tbody> <tr> <td>PLANNING/DESIGN</td> <td style="text-align: right;">\$25,000</td> <td style="text-align: right;">\$25,000</td> <td style="text-align: right;">\$25,000</td> <td style="text-align: right;">\$25,000</td> <td style="text-align: right;">\$25,000</td> <td style="text-align: right;">\$125,000</td> </tr> <tr> <td>LAND</td> <td style="text-align: right;">\$0</td> <td style="text-align: right;">\$0</td> <td style="text-align: right;">\$0</td> <td style="text-align: right;">\$0</td> <td style="text-align: right;">\$0</td> <td style="text-align: right;">\$0</td> </tr> <tr> <td>CONSTRUCTION</td> <td style="text-align: right;">\$100,000</td> <td style="text-align: right;">\$100,000</td> <td style="text-align: right;">\$100,000</td> <td style="text-align: right;">\$100,000</td> <td style="text-align: right;">\$100,000</td> <td style="text-align: right;">\$500,000</td> </tr> <tr> <td>EQUIPMENT/FURNISHINGS</td> <td style="text-align: right;">\$0</td> <td style="text-align: right;">\$0</td> <td style="text-align: right;">\$0</td> <td style="text-align: right;">\$0</td> <td style="text-align: right;">\$0</td> <td style="text-align: right;">\$0</td> </tr> <tr> <td>TOTAL</td> <td style="text-align: right;">\$125,000</td> <td style="text-align: right;">\$125,000</td> <td style="text-align: right;">\$125,000</td> <td style="text-align: right;">\$125,000</td> <td style="text-align: right;">\$125,000</td> <td style="text-align: right;">\$625,000</td> </tr> </tbody> </table>								EXPENSES	FY 2024	FY 2025	FY 2026	FY 2027	FY 2028	TOTAL	PLANNING/DESIGN	\$25,000	\$25,000	\$25,000	\$25,000	\$25,000	\$125,000	LAND	\$0	\$0	\$0	\$0	\$0	\$0	CONSTRUCTION	\$100,000	\$100,000	\$100,000	\$100,000	\$100,000	\$500,000	EQUIPMENT/FURNISHINGS	\$0	\$0	\$0	\$0	\$0	\$0	TOTAL	\$125,000	\$125,000	\$125,000	\$125,000	\$125,000	\$625,000																												
EXPENSES	FY 2024	FY 2025	FY 2026	FY 2027	FY 2028	TOTAL																																																																							
PLANNING/DESIGN	\$25,000	\$25,000	\$25,000	\$25,000	\$25,000	\$125,000																																																																							
LAND	\$0	\$0	\$0	\$0	\$0	\$0																																																																							
CONSTRUCTION	\$100,000	\$100,000	\$100,000	\$100,000	\$100,000	\$500,000																																																																							
EQUIPMENT/FURNISHINGS	\$0	\$0	\$0	\$0	\$0	\$0																																																																							
TOTAL	\$125,000	\$125,000	\$125,000	\$125,000	\$125,000	\$625,000																																																																							
<table border="1" style="width: 100%; border-collapse: collapse;"> <thead> <tr> <th style="text-align: left;">REVENUES</th> <th style="text-align: right;">FY 2024</th> <th style="text-align: right;">FY 2025</th> <th style="text-align: right;">FY 2026</th> <th style="text-align: right;">FY 2027</th> <th style="text-align: right;">FY 2028</th> <th style="text-align: right;">TOTAL</th> </tr> </thead> <tbody> <tr> <td>GENERAL FUND</td> <td style="text-align: right;">\$0</td> <td style="text-align: right;">\$0</td> <td style="text-align: right;">\$0</td> <td style="text-align: right;">\$0</td> <td style="text-align: right;">\$0</td> <td style="text-align: right;">\$0</td> </tr> <tr> <td>MOTOR FUEL TAX</td> <td style="text-align: right;">\$0</td> <td style="text-align: right;">\$0</td> <td style="text-align: right;">\$0</td> <td style="text-align: right;">\$0</td> <td style="text-align: right;">\$0</td> <td style="text-align: right;">\$0</td> </tr> <tr> <td>CAPITAL IMPROVEMENT</td> <td style="text-align: right;">\$0</td> <td style="text-align: right;">\$0</td> <td style="text-align: right;">\$0</td> <td style="text-align: right;">\$0</td> <td style="text-align: right;">\$0</td> <td style="text-align: right;">\$0</td> </tr> <tr> <td>WATER</td> <td style="text-align: right;">\$125,000</td> <td style="text-align: right;">\$125,000</td> <td style="text-align: right;">\$125,000</td> <td style="text-align: right;">\$125,000</td> <td style="text-align: right;">\$125,000</td> <td style="text-align: right;">\$625,000</td> </tr> <tr> <td>SANITARY SEWER</td> <td style="text-align: right;">\$0</td> <td style="text-align: right;">\$0</td> <td style="text-align: right;">\$0</td> <td style="text-align: right;">\$0</td> <td style="text-align: right;">\$0</td> <td style="text-align: right;">\$0</td> </tr> <tr> <td>STORM WATER</td> <td style="text-align: right;">\$0</td> <td style="text-align: right;">\$0</td> <td style="text-align: right;">\$0</td> <td style="text-align: right;">\$0</td> <td style="text-align: right;">\$0</td> <td style="text-align: right;">\$0</td> </tr> <tr> <td>BONDS</td> <td style="text-align: right;">\$0</td> <td style="text-align: right;">\$0</td> <td style="text-align: right;">\$0</td> <td style="text-align: right;">\$0</td> <td style="text-align: right;">\$0</td> <td style="text-align: right;">\$0</td> </tr> <tr> <td>GRANTS/OTHER</td> <td style="text-align: right;">\$0</td> <td style="text-align: right;">\$0</td> <td style="text-align: right;">\$0</td> <td style="text-align: right;">\$0</td> <td style="text-align: right;">\$0</td> <td style="text-align: right;">\$0</td> </tr> <tr> <td>TOTAL REVENUES</td> <td style="text-align: right;">\$125,000</td> <td style="text-align: right;">\$125,000</td> <td style="text-align: right;">\$125,000</td> <td style="text-align: right;">\$125,000</td> <td style="text-align: right;">\$125,000</td> <td style="text-align: right;">\$625,000</td> </tr> </tbody> </table>								REVENUES	FY 2024	FY 2025	FY 2026	FY 2027	FY 2028	TOTAL	GENERAL FUND	\$0	\$0	\$0	\$0	\$0	\$0	MOTOR FUEL TAX	\$0	\$0	\$0	\$0	\$0	\$0	CAPITAL IMPROVEMENT	\$0	\$0	\$0	\$0	\$0	\$0	WATER	\$125,000	\$125,000	\$125,000	\$125,000	\$125,000	\$625,000	SANITARY SEWER	\$0	\$0	\$0	\$0	\$0	\$0	STORM WATER	\$0	\$0	\$0	\$0	\$0	\$0	BONDS	\$0	\$0	\$0	\$0	\$0	\$0	GRANTS/OTHER	\$0	\$0	\$0	\$0	\$0	\$0	TOTAL REVENUES	\$125,000	\$125,000	\$125,000	\$125,000	\$125,000	\$625,000
REVENUES	FY 2024	FY 2025	FY 2026	FY 2027	FY 2028	TOTAL																																																																							
GENERAL FUND	\$0	\$0	\$0	\$0	\$0	\$0																																																																							
MOTOR FUEL TAX	\$0	\$0	\$0	\$0	\$0	\$0																																																																							
CAPITAL IMPROVEMENT	\$0	\$0	\$0	\$0	\$0	\$0																																																																							
WATER	\$125,000	\$125,000	\$125,000	\$125,000	\$125,000	\$625,000																																																																							
SANITARY SEWER	\$0	\$0	\$0	\$0	\$0	\$0																																																																							
STORM WATER	\$0	\$0	\$0	\$0	\$0	\$0																																																																							
BONDS	\$0	\$0	\$0	\$0	\$0	\$0																																																																							
GRANTS/OTHER	\$0	\$0	\$0	\$0	\$0	\$0																																																																							
TOTAL REVENUES	\$125,000	\$125,000	\$125,000	\$125,000	\$125,000	\$625,000																																																																							
<table border="1" style="width: 100%; border-collapse: collapse;"> <thead> <tr> <th style="text-align: left;">OPERATING</th> <th style="text-align: right;">FY 2024</th> <th style="text-align: right;">FY 2025</th> <th style="text-align: right;">FY 2026</th> <th style="text-align: right;">FY 2027</th> <th style="text-align: right;">FY 2028</th> <th style="text-align: right;">TOTAL</th> </tr> </thead> <tbody> <tr> <td>PERSONNEL</td> <td style="text-align: right;">\$0</td> <td style="text-align: right;">\$0</td> <td style="text-align: right;">\$0</td> <td style="text-align: right;">\$0</td> <td style="text-align: right;">\$0</td> <td style="text-align: right;">\$0</td> </tr> <tr> <td>MAINT./OPERATIONS</td> <td style="text-align: right;">\$0</td> <td style="text-align: right;">\$0</td> <td style="text-align: right;">\$0</td> <td style="text-align: right;">\$0</td> <td style="text-align: right;">\$0</td> <td style="text-align: right;">\$0</td> </tr> <tr> <td>CAPITAL OUTLAY</td> <td style="text-align: right;">\$0</td> <td style="text-align: right;">\$0</td> <td style="text-align: right;">\$0</td> <td style="text-align: right;">\$0</td> <td style="text-align: right;">\$0</td> <td style="text-align: right;">\$0</td> </tr> <tr> <td>TOTAL OPERATING COST</td> <td style="text-align: right;">\$0</td> <td style="text-align: right;">\$0</td> <td style="text-align: right;">\$0</td> <td style="text-align: right;">\$0</td> <td style="text-align: right;">\$0</td> <td style="text-align: right;">\$0</td> </tr> <tr> <td>(OPERATING REVENUES)</td> <td style="text-align: right;">\$0</td> <td style="text-align: right;">\$0</td> <td style="text-align: right;">\$0</td> <td style="text-align: right;">\$0</td> <td style="text-align: right;">\$0</td> <td style="text-align: right;">\$0</td> </tr> </tbody> </table>								OPERATING	FY 2024	FY 2025	FY 2026	FY 2027	FY 2028	TOTAL	PERSONNEL	\$0	\$0	\$0	\$0	\$0	\$0	MAINT./OPERATIONS	\$0	\$0	\$0	\$0	\$0	\$0	CAPITAL OUTLAY	\$0	\$0	\$0	\$0	\$0	\$0	TOTAL OPERATING COST	\$0	\$0	\$0	\$0	\$0	\$0	(OPERATING REVENUES)	\$0	\$0	\$0	\$0	\$0	\$0																												
OPERATING	FY 2024	FY 2025	FY 2026	FY 2027	FY 2028	TOTAL																																																																							
PERSONNEL	\$0	\$0	\$0	\$0	\$0	\$0																																																																							
MAINT./OPERATIONS	\$0	\$0	\$0	\$0	\$0	\$0																																																																							
CAPITAL OUTLAY	\$0	\$0	\$0	\$0	\$0	\$0																																																																							
TOTAL OPERATING COST	\$0	\$0	\$0	\$0	\$0	\$0																																																																							
(OPERATING REVENUES)	\$0	\$0	\$0	\$0	\$0	\$0																																																																							

CITY OF BLOOMINGTON  
 CAPITAL IMPROVEMENTS PROGRAM FY 2024- FY 2028

FUNDING SOURCE(S)	DEPARTMENT	DIVISION/PROGRAM	WARD
Water	Public Works - Water Division	Joseph M. Darter	City Wide
PROJECT TITLE		ACCOUNT NUMBER	
Multi-Year Reservoir Shoreline/Stream Erosion Control Improvements		50100140-72620, 50100140-70051	



CITY OF BLOOMINGTON  
CAPITAL IMPROVEMENTS PROGRAM FY 2024- FY 2028

<i>FUNDING SOURCE(S)</i>	<i>DEPARTMENT</i>		<i>CITY CONTACT PERSON</i>	<i>WARD</i>		
Water	Public Works - Water Division		Joseph M. Darter	City Wide		
<i>PROJECT TITLE</i>			<i>ACCOUNT NUMBER</i>			
Multi-Year Matching Grant Funding (IEPA 319 and RCPP Grants)			50100140-72620			
<i>PROJECT DESCRIPTION/JUSTIFICATION</i>						
<p>The Water Division will be applying for multiple Watershed Improvement grants through various State of Illinois and Federal agencies. These grants will require cost/share commitments from the City of Bloomington. As the City of Bloomington updates the existing Watershed Management Plan, various grants will become available, therefore needing a cost/share commitment. Grant applications are typically released by the State and Federal agencies in the fall of each year and notification of grant approval to be approximately 12 months later.</p> <p><b>Operating Impact:</b> Funds are available from the water portion (enterprise fund) of the resident's utility bill.</p>						
Projected start date:		Projected completion date:		TYPE REQUEST		
DESIGN BID:	TBD	DESIGN BID:	TBD	X	CONTINUATION REVISION NEW	
DESIGN:	TBD	DESIGN:	TBD			
CONSTRUCTION BID:	TBD	CONSTRUCTION BID:	TBD			
CONSTRUCTION:	TBD	CONSTRUCTION:	TBD			
<b>EXPENSES</b>	<b>FY 2024</b>	<b>FY 2025</b>	<b>FY 2026</b>	<b>FY 2027</b>	<b>FY 2028</b>	<b>TOTAL</b>
PLANNING/DESIGN	\$187,500	\$187,500	\$187,500	\$187,500	\$187,500	\$937,500
LAND	\$0	\$0	\$0	\$0	\$0	\$0
CONSTRUCTION	\$0	\$0	\$0	\$0	\$0	\$0
EQUIPMENT/FURNISHINGS	\$0	\$0	\$0	\$0	\$0	\$0
TOTAL	\$187,500	\$187,500	\$187,500	\$187,500	\$187,500	\$937,500
<b>REVENUES</b>	<b>FY 2024</b>	<b>FY 2025</b>	<b>FY 2026</b>	<b>FY 2027</b>	<b>FY 2028</b>	<b>TOTAL</b>
GENERAL FUND	\$0	\$0	\$0	\$0	\$0	\$0
MOTOR FUEL TAX	\$0	\$0	\$0	\$0	\$0	\$0
CAPITAL IMPROVEMENT	\$0	\$0	\$0	\$0	\$0	\$0
WATER	\$187,500	\$187,500	\$187,500	\$187,500	\$187,500	\$937,500
SANITARY SEWER	\$0	\$0	\$0	\$0	\$0	\$0
STORM WATER	\$0	\$0	\$0	\$0	\$0	\$0
BONDS	\$0	\$0	\$0	\$0	\$0	\$0
GRANTS/OTHER	\$0	\$0	\$0	\$0	\$0	\$0
TOTAL REVENUES	\$187,500	\$187,500	\$187,500	\$187,500	\$187,500	\$937,500
<b>OPERATING</b>	<b>FY 2024</b>	<b>FY 2025</b>	<b>FY 2026</b>	<b>FY 2027</b>	<b>FY 2028</b>	<b>TOTAL</b>
PERSONNEL	\$0	\$0	\$0	\$0	\$0	\$0
MAINT./OPERATIONS	\$0	\$0	\$0	\$0	\$0	\$0
CAPITAL OUTLAY	\$0	\$0	\$0	\$0	\$0	\$0
TOTAL OPERATING COST (OPERATING REVENUES)	\$0	\$0	\$0	\$0	\$0	\$0

CITY OF BLOOMINGTON  
CAPITAL IMPROVEMENTS PROGRAM FY 2023- FY 2027

<i>FUNDING SOURCE(S)</i>	<i>DEPARTMENT</i>	<i>DIVISION/PROGRAM</i>	<i>WARD</i>
Water	Public Works - Water Division	Joseph M. Darter	City Wide
<i>PROJECT TITLE</i>		<i>ACCOUNT NUMBER</i>	
Multi-Year Matching Grant Funding (IEPA 319 and RCPP Grants)		50100140-72620	



CITY OF BLOOMINGTON  
CAPITAL IMPROVEMENTS PROGRAM FY 2024- FY 2028

<i>FUNDING SOURCE(S)</i>	<i>DEPARTMENT</i>		<i>CITY CONTACT PERSON</i>	<i>WARD</i>		
Water	Public Works - Water Division		Aaron Kinder	City Wide		
<i>PROJECT TITLE</i>						
Systemwide Potable Water Distribution Improvements Final Design			<i>ACCOUNT NUMBER</i>			
			50100160-70051			
			50100160-72510			
			50100160-72540			
			50100160-72620			
<i>PROJECT DESCRIPTION/JUSTIFICATION</i>						
<p>This project will develop the cost-effective design and construction of a replacement pump station for the Hamilton and Enterprise Zone pump stations and replacement of the outdated Division St underground water storage reservoirs. The existing Enterprise Zone Pump Station was built in 1987 as a fast-track project to deliver the water flow and pressure for the Diamond Star automotive manufacturing facility that was being constructed west of Bloomington Normal. This pump station has numerous design issues that result in life safety concerns for City staff, potential for water system contamination, and several issues of regulatory non-compliance. The Division Street Pump Station that supplies the Hamilton zone was constructed in 1954 and, although renovated in 1995, has a number of issues related to outdated design and aging infrastructure that were identified in the 2019 Water Infrastructure Master Plan. The Division St underground water storage reservoirs were constructed in 1906 and 1954 and have numerous design issues that result in potential for water system contamination and issues of regulatory non-compliance. This work will be bid in several phases starting FY2024 and concluding FY2028.</p> <p><b>Operating Impact:</b> Funds are available from the water portion (enterprise fund) of the resident's utility bill.</p>						
Projected start date:		Projected completion date:		<i>TYPE REQUEST</i>		
DESIGN BID:	4/1/2023	DESIGN BID:	5/1/2023	X CONTINUATION REVISION NEW		
DESIGN:	5/1/2023	DESIGN:	1/31/2025			
CONSTRUCTION BID:		CONSTRUCTION BID:				
CONSTRUCTION:		CONSTRUCTION:				
<b>EXPENSES</b>						
	<b>FY 2024</b>	<b>FY 2025</b>	<b>FY 2026</b>	<b>FY 2027</b>	<b>FY 2028</b>	<b>TOTAL</b>
PLANNING/DESIGN	\$3,000,000	\$0	\$0	\$0	\$0	\$3,000,000
LAND	\$500,000	\$0	\$0	\$0	\$0	\$500,000
CONSTRUCTION	\$0	\$0	\$0	\$0	\$0	\$0
EQUIPMENT/FURNISHINGS	\$0	\$0	\$0	\$0	\$0	\$0
TOTAL	\$3,500,000	\$0	\$0	\$0	\$0	\$3,500,000
<b>REVENUES</b>						
	<b>FY 2024</b>	<b>FY 2025</b>	<b>FY 2026</b>	<b>FY 2027</b>	<b>FY 2028</b>	<b>TOTAL</b>
GENERAL FUND	\$0	\$0	\$0	\$0	\$0	\$0
MOTOR FUEL TAX	\$0	\$0	\$0	\$0	\$0	\$0
CAPITAL IMPROVEMENT	\$0	\$0	\$0	\$0	\$0	\$0
WATER	\$3,500,000	\$0	\$0	\$0	\$0	\$3,500,000
SANITARY SEWER	\$0	\$0	\$0	\$0	\$0	\$0
STORM WATER	\$0	\$0	\$0	\$0	\$0	\$0
BONDS	\$0	\$0	\$0	\$0	\$0	\$0
GRANTS/OTHER	\$0	\$0	\$0	\$0	\$0	\$0
TOTAL REVENUES	\$3,500,000	\$0	\$0	\$0	\$0	\$3,500,000
<b>OPERATING</b>						
	<b>FY 2024</b>	<b>FY 2025</b>	<b>FY 2026</b>	<b>FY 2027</b>	<b>FY 2028</b>	<b>TOTAL</b>
PERSONNEL	\$0	\$0	\$0	\$0	\$0	\$0
MAINT./OPERATIONS	\$0	\$0	\$0	\$0	\$0	\$0
CAPITAL OUTLAY	\$0	\$0	\$0	\$0	\$0	\$0
TOTAL OPERATING COST	\$0	\$0	\$0	\$0	\$0	\$0
(OPERATING REVENUES)	\$0	\$0	\$0	\$0	\$0	\$0



CITY OF BLOOMINGTON  
 CAPITAL IMPROVEMENTS PROGRAM FY 2024- FY 2028

FUNDING SOURCE(S)	DEPARTMENT	DIVISION/PROGRAM	WARD
Water	Public Works - Water Division	Aaron Kinder	City Wide
Systemwide Potable Water Distribution Improvements Final Design		ACCOUNT NUMBERS	
		See above	



This page intentionally left blank



# SANITARY SEWER PROJECTS



**FY 2024 -- Capital Improvement Summary  
Sanitary Sewer Projects**

The list provides a synopsis of the major capital projects planned for the City in FY 2024. The detailed budget document is provided in the pages that follow this synopsis. This synopsis provides an estimate of the financial impact each project will have on the City's overall operating funds upon the completion of the project.

**Sewer Improvement Fund**

❖ **Multi-Year Sanitary Sewer Assessment – Design**

➤ <u>Sewer Improvement Fund</u>	
Design	<u>\$100,000</u>
Total Capital Project	\$100,000

❖ **Mutli-Year Sanitary Sewer Rehabilitation - Construction**

➤ <u>Sewer Improvement Fund</u>	
Construction	<u>\$2,000,000</u>
Total Capital Project	\$2,000,000

❖ **Locust Colton CSO Elim & WMR, Phase 9, IEPA SRF non-Loan Expense-Design**

➤ <u>Sewer Improvement Fund</u>	
Design	<u>\$367,500</u>
Total Capital Project	\$367,500

❖ **East Street Basin Phase 1 - Construction**

➤ <u>Sewer Improvement Fund</u>	
Construction	<u>\$4,000,000</u>
Total Capital Project	\$4,000,000

**Total FY 2024 Cost: \$6,467,500**

CITY OF BLOOMINGTON  
CAPITAL IMPROVEMENTS PROGRAM FY 2024- FY 2028

<i>FUNDING SOURCE(S)</i>	<i>DEPARTMENT</i>		<i>CITY CONTACT PERSON</i>	<i>WARD</i>		
Sanitary Sewer	Public Works - Engineering Division		Jim Karch	Citywide		
<i>PROJECT TITLE</i>			<i>ACCOUNT NUMBER</i>			
Sanitary Sewer Assessment			51101100-70051			
<i>PROJECT DESCRIPTION/JUSTIFICATION</i>						
<p>This annual program includes the evaluation of a portion of the City maintained 350 mile sanitary and combined sewer collection system. Inspections are done primarily by CCTV (closed circuit televising) of sewer mains, manholes and service lateral connections. Other techniques may include smoke or dye testing and sound based inspections. This program is recommended in the Sanitary Sewer Master Plan and will be required as part of an IEPA (Illinois Environmental Protection Agency) approved CMOM (Capacity, Management, Operations and Maintenance) plan. Approximately 85% of the sewer system has been assessed as of FY2023. The FY24 Sanitary Sewer Assessment would be bid closer to the end of the fiscal year to allow for previously blocked lines to be cleared so they can have the CCTV completed under this contract.</p> <p><b>Operating Impact:</b> Funds are available from the sanitary sewer portion (enterprise fund) of the resident's utility bill</p>						
Projected start date:		Projected completion date:		<i>TYPE REQUEST</i>		
DESIGN BID:	N/A	DESIGN BID:	N/A	X		
DESIGN:	1/2/2024	DESIGN:	2/30/2024	CONTINUATION		
CONSTRUCTION BID:	3/1/2024	CONSTRUCTION BID:	4/30/2024	REVISION		
CONSTRUCTION:	6/1/2024	CONSTRUCTION:	11/1/2024	NEW		
<b>EXPENSES</b>						
	<b>FY 2024</b>	<b>FY 2025</b>	<b>FY 2026</b>	<b>FY 2027</b>	<b>FY 2028</b>	<b>TOTAL</b>
PLANNING/DESIGN	\$0	\$0	\$0	\$0	\$0	\$0
LAND	\$0	\$0	\$0	\$0	\$0	\$0
CONSTRUCTION	\$100,000	\$200,000	\$200,000	\$200,000	\$200,000	\$900,000
EQUIPMENT/FURNISHINGS	\$0	\$0	\$0	\$0	\$0	\$0
TOTAL	\$100,000	\$200,000	\$200,000	\$200,000	\$200,000	\$900,000
<b>REVENUES</b>						
	<b>FY 2024</b>	<b>FY 2025</b>	<b>FY 2026</b>	<b>FY 2027</b>	<b>FY 2028</b>	<b>TOTAL</b>
GENERAL FUND	\$0	\$0	\$0	\$0	\$0	\$0
MOTOR FUEL TAX	\$0	\$0	\$0	\$0	\$0	\$0
CAPITAL IMPROVEMENT	\$0	\$0	\$0	\$0	\$0	\$0
WATER	\$0	\$0	\$0	\$0	\$0	\$0
SANITARY SEWER	\$100,000	\$200,000	\$200,000	\$200,000	\$200,000	\$900,000
STORM WATER	\$0	\$0	\$0	\$0	\$0	\$0
BONDS	\$0	\$0	\$0	\$0	\$0	\$0
GRANTS/OTHER	\$0	\$0	\$0	\$0	\$0	\$0
TOTAL REVENUES	\$100,000	\$200,000	\$200,000	\$200,000	\$200,000	\$900,000
<b>OPERATING</b>						
	<b>FY 2024</b>	<b>FY 2025</b>	<b>FY 2026</b>	<b>FY 2027</b>	<b>FY 2028</b>	<b>TOTAL</b>
PERSONNEL	\$0	\$0	\$0	\$0	\$0	\$0
MAINT./OPERATIONS	\$0	\$0	\$0	\$0	\$0	\$0
CAPITAL OUTLAY	\$0	\$0	\$0	\$0	\$0	\$0
TOTAL OPERATING COST	\$0	\$0	\$0	\$0	\$0	\$0
(OPERATING REVENUES)	\$0	\$0	\$0	\$0	\$0	\$0

CITY OF BLOOMINGTON  
 CAPITAL IMPROVEMENTS PROGRAM FY 2024- FY 2028

FUNDING SOURCE(S)	DEPARTMENT	DIVISION/PROGRAM	WARD
Sanitary Sewer	Public Works - Engineering Division	Jim Karch	Citywide
PROJECT TITLE		ACCOUNT NUMBER	
Sanitary Sewer Assessment		51101100-70051	



CITY OF BLOOMINGTON  
CAPITAL IMPROVEMENTS PROGRAM FY 2024- FY 2028

<i>FUNDING SOURCE(S)</i>	<i>DEPARTMENT</i>		<i>CITY CONTACT PERSON</i>	<i>WARD</i>		
Sanitary Sewer	Public Works - Engineering Division		Jim Karch	Citywide		
<i>PROJECT TITLE</i>			<i>ACCOUNT NUMBER</i>			
Sanitary Sewer Rehabilitation			51101100-72550			
<i>PROJECT DESCRIPTION/JUSTIFICATION</i>						
Annual Program that provides for the rehabilitation of the existing City maintained sewer collection system infrastructure in order to extend the service life. This includes items such as chemical grouting, point repairs, removing protruding taps, address root intrusions and installation of liners inside existing sewer pipes and manholes. Cost varies depending on pipe size, depth, number of services and other complexities. Approximately 85% of the City's combined sewer and sanitary sewers have been televised. A 5-year prioritization plan has been developed and is being implemented in FY24.						
<b>Operating Impact:</b> Funds are available from the sanitary sewer portion (enterprise fund) of the resident's utility bill.						
Projected start date:		Projected completion date:		<i>TYPE REQUEST</i>		
DESIGN BID: N/A	DESIGN: 1/2/2023	DESIGN BID: N/A	DESIGN: 3/30/2023	X		
CONSTRUCTION BID: 4/1/2023	CONSTRUCTION: 6/1/2023	CONSTRUCTION BID: 5/1/2023	CONSTRUCTION: 4/30/2024	CONTINUATION REVISION NEW		
<b>EXPENSES</b>	<b>FY 2024</b>	<b>FY 2025</b>	<b>FY 2026</b>	<b>FY 2027</b>	<b>FY 2028</b>	<b>TOTAL</b>
PLANNING/DESIGN	\$0	\$0	\$0	\$0	\$0	\$0
LAND	\$0	\$0	\$0	\$0	\$0	\$0
CONSTRUCTION	\$2,000,000	\$1,900,000	\$1,900,000	\$1,900,000	\$1,900,000	\$9,600,000
EQUIPMENT/FURNISHINGS	\$0	\$0	\$0	\$0	\$0	\$0
TOTAL	\$2,000,000	\$1,900,000	\$1,900,000	\$1,900,000	\$1,900,000	\$9,600,000
<b>REVENUES</b>	<b>FY 2024</b>	<b>FY 2025</b>	<b>FY 2026</b>	<b>FY 2027</b>	<b>FY 2028</b>	<b>TOTAL</b>
GENERAL FUND	\$0	\$0	\$0	\$0	\$0	\$0
MOTOR FUEL TAX	\$0	\$0	\$0	\$0	\$0	\$0
CAPITAL IMPROVEMENT	\$0	\$0	\$0	\$0	\$0	\$0
WATER	\$0	\$0	\$0	\$0	\$0	\$0
SANITARY SEWER	\$2,000,000	\$1,900,000	\$1,900,000	\$1,900,000	\$1,900,000	\$9,600,000
STORM WATER	\$0	\$0	\$0	\$0	\$0	\$0
BONDS	\$0	\$0	\$0	\$0	\$0	\$0
GRANTS/OTHER	\$0	\$0	\$0	\$0	\$0	\$0
TOTAL REVENUES	\$2,000,000	\$1,900,000	\$1,900,000	\$1,900,000	\$1,900,000	\$9,600,000
<b>OPERATING</b>	<b>FY 2024</b>	<b>FY 2025</b>	<b>FY 2026</b>	<b>FY 2027</b>	<b>FY 2028</b>	<b>TOTAL</b>
PERSONNEL	\$0	\$0	\$0	\$0	\$0	\$0
MAINT./OPERATIONS	\$0	\$0	\$0	\$0	\$0	\$0
CAPITAL OUTLAY	\$0	\$0	\$0	\$0	\$0	\$0
TOTAL OPERATING COST	\$0	\$0	\$0	\$0	\$0	\$0
(OPERATING REVENUES)	\$0	\$0	\$0	\$0	\$0	\$0

CITY OF BLOOMINGTON  
CAPITAL IMPROVEMENTS PROGRAM FY 2024- FY 2028

FUNDING SOURCE(S)	DEPARTMENT	DIVISION/PROGRAM	WARD
Sanitary Sewer	Public Works - Engineering Division	Jim Karch	Citywide
PROJECT TITLE	ACCOUNT NUMBER		
Sanitary Sewer Rehabilitation	51101100-72550		



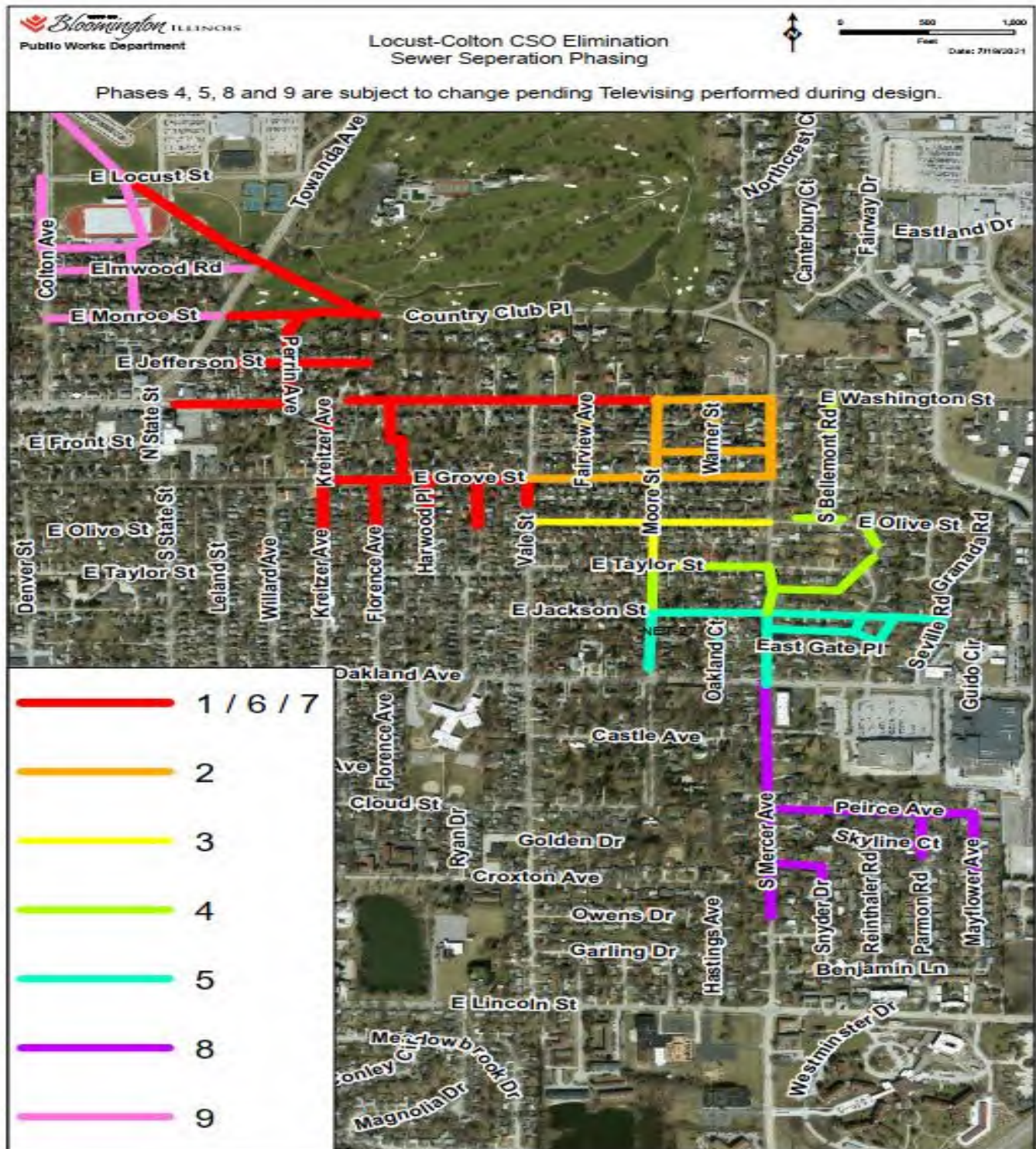


CITY OF BLOOMINGTON  
CAPITAL IMPROVEMENTS PROGRAM FY 2024- FY 2028

<i>FUNDING SOURCE(S)</i>		<i>DEPARTMENT</i>		<i>CITY CONTACT PERSON</i>		<i>WARD</i>	
Water, Sanitary, Storm		Public Works - Engineering Division		Dominic Kallas		4	
<i>PROJECT TITLE</i>				<i>ACCOUNT NUMBER</i>			
Locust Colton CSO Elim. & W.M. Replace Phase 9				50100120-72540, 72510, 70051, 72545			
				51101100, 53103100-72550, 72555, 70051, 72510			
<i>PROJECT DESCRIPTION/JUSTIFICATION</i>							
<p>The Illinois Environmental Protection Agency (IEPA) has provisionally authorized the City to discharge combined sewer overflow (CSO) effluent at Locust Street and Colton Avenue, with the requirement that the City eliminate combine sewer overflow (CSO) before the expiration of the provisional permit in 2030. The City intends to secure a low interest loan from the IEPA to construct Phase 8 of a multi-phase plan to eliminate that CSO. Final CSO elimination is expected to be complete in 2028, sooner than what is expected to maintain compliance with the IEPA permit. Phase 9 construction costs will be paid to the contractor with city funds, IEPA loan proceeds will reimburse the expended City funds. The IEPA loan will then be repaid on a 20 year amortization schedule.</p> <p><b>Operating Impact:</b> An IEPA Loan will be pursued to pay for this project with the loan being paid from the water, sanitary sewer and storm water portion (enterprise funds) of the resident's utility bill.</p>							
Projected start date:				Projected completion date:		TYPE REQUEST	
DESIGN BID: N/A		DESIGN: Apr-24		DESIGN BID: Nov-26		CONTINUATION	
CONSTRUCTION BID: Nov-26		CONSTRUCTION: Mar-27		CONSTRUCTION BID: Jan-27		REVISION	
				CONSTRUCTION: Apr-28		X NEW	
<b>EXPENSES</b>							
	<b>FY 2024</b>	<b>FY 2025</b>	<b>FY 2026</b>	<b>FY 2027</b>	<b>FY 2028</b>	<b>TOTAL</b>	
PLANNING/DESIGN	\$1,000,000	\$0	\$0	\$0	\$0	\$1,000,000	
LAND	\$0	\$0	\$0	\$20,000	\$0	\$20,000	
CONSTRUCTION	\$0	\$0	\$0	\$4,000,000	\$0	\$4,000,000	
EQUIPMENT/FURNISHINGS	\$0	\$0	\$0	\$0	\$0	\$0	
TOTAL	\$1,000,000	\$0	\$0	\$4,020,000	\$0	\$5,020,000	
<b>REVENUES</b>							
	<b>FY 2024</b>	<b>FY 2025</b>	<b>FY 2026</b>	<b>FY 2027</b>	<b>FY 2028</b>	<b>TOTAL</b>	
GENERAL FUND	\$0	\$0	\$0	\$0	\$0	\$0	
MOTOR FUEL TAX	\$0	\$0	\$0	\$0	\$0	\$0	
CAPITAL IMPROVEMENT	\$0	\$0	\$0	\$0	\$0	\$0	
WATER	\$265,000	\$0	\$0	\$41,000	\$0	\$306,000	
SANITARY SEWER	\$367,500	\$0	\$0	\$60,000	\$0	\$427,500	
STORM WATER	\$367,500	\$0	\$0	\$60,000	\$0	\$427,500	
BONDS	\$0	\$0	\$0	\$0	\$0	\$0	
GRANTS/OTHER	\$0	\$0	\$0	\$3,859,000	\$0	\$3,859,000	
TOTAL REVENUES	\$1,000,000	\$0	\$0	\$4,020,000	\$0	\$5,020,000	
<b>OPERATING</b>							
	<b>FY 2024</b>	<b>FY 2025</b>	<b>FY 2026</b>	<b>FY 2027</b>	<b>FY 2028</b>	<b>TOTAL</b>	
PERSONNEL	\$0	\$0	\$0	\$0	\$0	\$0	
MAINT./OPERATIONS	\$0	\$0	\$0	\$0	\$0	\$0	
CAPITAL OUTLAY	\$0	\$0	\$0	\$0	\$0	\$0	
TOTAL OPERATING COST	\$0	\$0	\$0	\$0	\$0	\$0	
(OPERATING REVENUES)	\$0	\$0	\$0	\$0	\$0	\$0	

CITY OF BLOOMINGTON  
CAPITAL IMPROVEMENTS PROGRAM FY 2024- FY 2028

FUNDING SOURCE(S)	DEPARTMENT	DIVISION/PROGRAM	WARD
Water, Sanitary, Storm	Public Works - Engineering Division	Dominic Kallas	4
PROJECT TITLE		ACCOUNT NUMBER 50100120-72540, 72510, 70051, 72545	
Locust Colton CSO Elim. & W.M. Replace Phase 9		51101100, 53103100-72550, 72555, 70051, 72510	



CITY OF BLOOMINGTON  
CAPITAL IMPROVEMENTS PROGRAM FY 2024- FY 2028

<i>FUNDING SOURCE(S)</i>		<i>DEPARTMENT</i>		<i>CITY CONTACT PERSON</i>		<i>WARD</i>	
Sanitary, Storm		Public Works - Engineering Division		Craig Shonkwiler		1,4,6	
<i>PROJECT TITLE</i>				<i>ACCOUNT NUMBER</i>			
East Street Basin & Associated Sewer - Construction				51101100-72550, 53103100-72550			
<i>PROJECT DESCRIPTION/JUSTIFICATION</i>							
<p>Construction of a stormwater drainage basin south of E. Jackson St. and east of East St. and associated sewer system. Upstream sewer work will explore the use of green infrastructure (i.e., bioswales, raingardens, etc.) where possible. Opportunities will be explored to enhance the basin into a park-like setting that could include a walking path with lights, natural stone out cropping, a pavilion or gazebo, park benches, picnic tables, trash cans, and signage. Phase I construction is projected to occur in FY24 and could include basin construction along with immediate downstream/upstream improvements to allow the basin to function properly. Phase 2 construction is projected to occur in FY26 and could include upstream sewer and drainage improvements to mitigate flooding. Phase 3 construction is projected to occur in FY28 and could include the remaining upstream sewer improvements and installation of park-like amenities. Anticipated construction cost of the basin and associated sewer system is \$16 million with a more defined number resulting from completion of the hydraulic modeling and design contract.</p> <p><b>Operating Impact:</b> The City will look to borrow, pay cash and/or pursue grants. If borrowing the payments will be made utilizing revenues from the water, sanitary sewer and storm water portion (enterprise funds) of the resident's utility bill.</p>							
Projected start date:			Projected completion date:			<i>TYPE REQUEST</i>	
DESIGN BID: NA DESIGN: NA CONSTRUCTION BID: Mar. '23 CONSTRUCTION: May '23			DESIGN BID: NA DESIGN: NA CONSTRUCTION BID: Apr. '23 CONSTRUCTION: TBD			CONTINUATION REVISION X NEW	
<b>EXPENSES</b>		<b>FY 2024</b>	<b>FY 2025</b>	<b>FY 2026</b>	<b>FY 2027</b>	<b>FY 2028</b>	<b>TOTAL</b>
PLANNING/DESIGN		\$0	\$0	\$0	\$0	\$0	\$0
LAND		\$0	\$0	\$0	\$0	\$0	\$0
CONSTRUCTION		\$8,000,000	\$0	\$4,000,000	\$0	\$4,000,000	\$16,000,000
EQUIPMENT/FURNISHINGS		\$0	\$0	\$0	\$0	\$0	\$0
TOTAL		\$8,000,000	\$0	\$4,000,000	\$0	\$4,000,000	\$16,000,000
<b>REVENUES</b>		<b>FY 2024</b>	<b>FY 2025</b>	<b>FY 2026</b>	<b>FY 2027</b>	<b>FY 2028</b>	<b>TOTAL</b>
GENERAL FUND		\$0	\$0	\$0	\$0	\$0	\$0
MOTOR FUEL TAX		\$0	\$0	\$0	\$0	\$0	\$0
CAPITAL IMPROVEMENT		\$0	\$0	\$0	\$0	\$0	\$0
WATER		\$0	\$0	\$0	\$0	\$0	\$0
SANITARY SEWER		\$4,000,000	\$0	\$2,000,000	\$0	\$2,000,000	\$8,000,000
STORM WATER		\$4,000,000	\$0	\$2,000,000	\$0	\$2,000,000	\$8,000,000
BONDS		\$0	\$0	\$0	\$0	\$0	\$0
GRANTS/OTHER		\$0	\$0	\$0	\$0	\$0	\$0
TOTAL REVENUES		\$8,000,000	\$0	\$4,000,000	\$0	\$4,000,000	\$16,000,000
<b>OPERATING</b>		<b>FY 2024</b>	<b>FY 2025</b>	<b>FY 2026</b>	<b>FY 2027</b>	<b>FY 2028</b>	<b>TOTAL</b>
PERSONNEL		\$0	\$0	\$0	\$0	\$0	\$0
MAINT./OPERATIONS		\$0	\$0	\$0	\$0	\$0	\$0
CAPITAL OUTLAY		\$0	\$0	\$0	\$0	\$0	\$0
TOTAL OPERATING COST		\$0	\$0	\$0	\$0	\$0	\$0
(OPERATING REVENUES)		\$0	\$0	\$0	\$0	\$0	\$0

CITY OF BLOOMINGTON  
 CAPITAL IMPROVEMENTS PROGRAM FY 2024- FY 2028

FUNDING SOURCE(S)	DEPARTMENT	DIVISION/PROGRAM	WARD
Sanitary, Storm	Public Works - Engineering Division	Craig Shonkwiler	1,4,6
PROJECT TITLE		ACCOUNT NUMBER	
East Street Basin & Associated Sewer - Construction		51101100-72550, 53103100-72550	



**EAST STREET STORMWATER BASIN**

City of Bloomington, Illinois



# STORM WATER PROJECTS



**FY 2024 -- Capital Improvement Summary  
Storm Water Projects**

The list provides a synopsis of the major capital projects planned for the City in FY 2024. The detailed budget document is provided in the pages that follow this synopsis. This synopsis provides an estimate of the financial impact each project will have on the City's overall operating funds upon the completion of the project.

**Storm Water Improvement Fund**

❖ **Locust Colton CSO Elim & WMR, Phase 9, IEPA SRF non-Loan Expense-Design**

➤ <u>Storm Water Improvement Fund</u>	
Design	<u>\$367,500</u>
Total Capital Project	\$367,500

❖ **East Street Basin Phase 1 - Construction**

➤ <u>Storm Water Improvement Fund</u>	
Construction	<u>\$4,000,000</u>
Total Capital Project	\$4,000,000

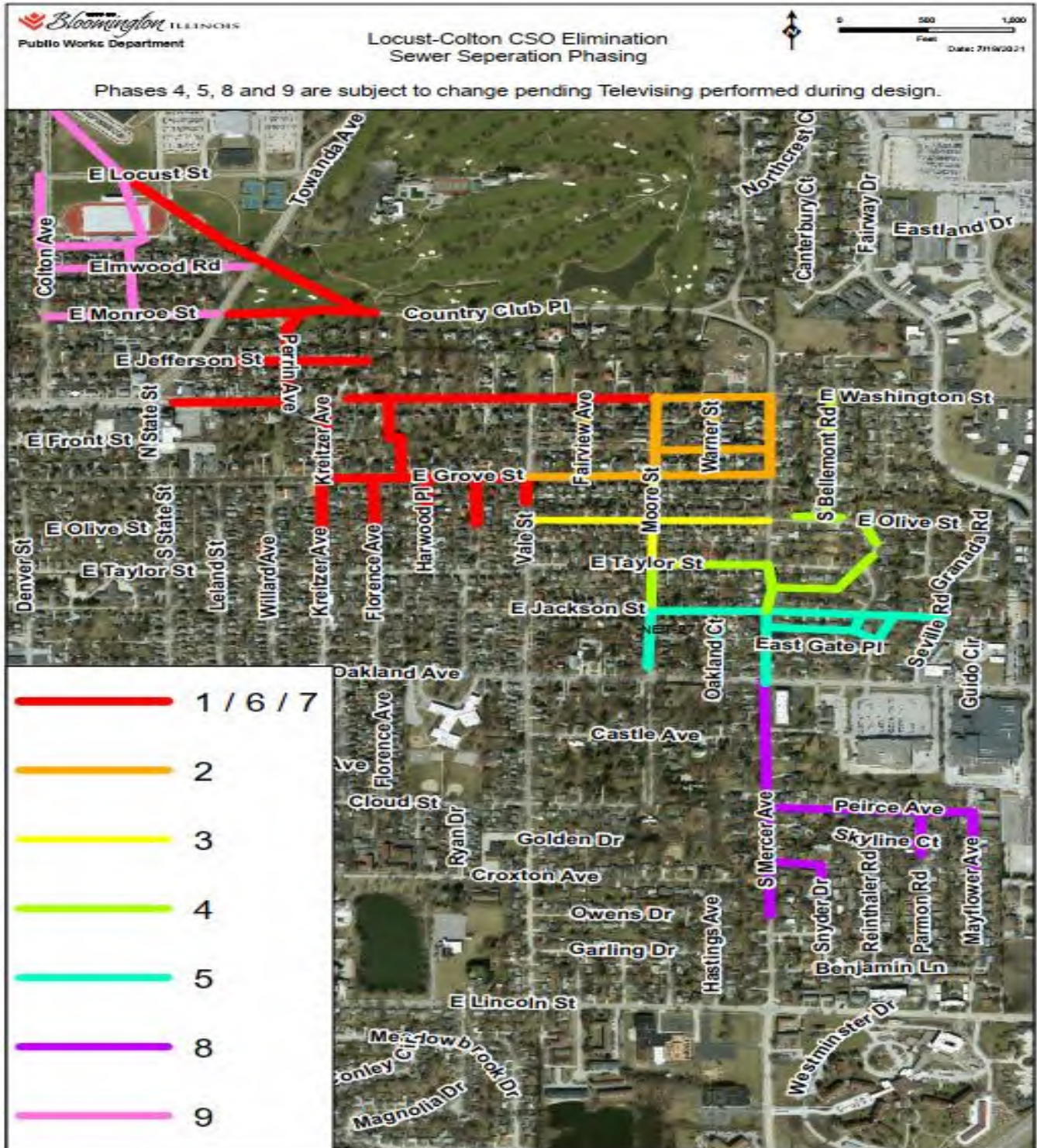
**Total FY 2024 Cost: \$4,367,500**

CITY OF BLOOMINGTON  
CAPITAL IMPROVEMENTS PROGRAM FY 2024- FY 2028

<i>FUNDING SOURCE(S)</i>	<i>DEPARTMENT</i>		<i>CITY CONTACT PERSON</i>	<i>WARD</i>		
Water, Sanitary, Storm	Public Works - Engineering Division		Dominic Kallas	4		
<i>PROJECT TITLE</i>			<i>ACCOUNT NUMBER</i>			
Locust Colton CSO Elim. & W.M. Replace Phase 9			50100120-72540, 72510, 70051, 72545			
			51101100, 53103100-72550, 72555, 70051, 72510			
<i>PROJECT DESCRIPTION/JUSTIFICATION</i>						
<p>The Illinois Environmental Protection Agency (IEPA) has provisionally authorized the City to discharge combined sewer overflow (CSO) effluent at Locust Street and Colton Avenue, with the requirement that the City eliminate combine sewer overflow (CSO) before the expiration of the provisional permit in 2030. The City intends to secure a low interest loan from the IEPA to construct Phase 8 of a multi-phase plan to eliminate that CSO. Final CSO elimination is expected to be complete in 2028, sooner than what is expected to maintain compliance with the IEPA permit. Phase 9 construction costs will be paid to the contractor with city funds, IEPA loan proceeds will reimburse the expended City funds. The IEPA loan will then be repaid on a 20 year amortization schedule.</p> <p><b>Operating Impact:</b> An IEPA Loan will be pursued to pay for this project with the loan being paid from the water, sanitary sewer and storm water portion (enterprise funds) of the resident's utility bill.</p>						
Projected start date:		Projected completion date:		<i>TYPE REQUEST</i>		
DESIGN BID:	N/A	DESIGN BID:		X CONTINUATION REVISION NEW		
DESIGN:	Apr-24	DESIGN:	Nov-26			
CONSTRUCTION BID:	Nov-26	CONSTRUCTION BID:	Jan-27			
CONSTRUCTION:	Mar-27	CONSTRUCTION:	Apr-28			
<b>EXPENSES</b>	<b>FY 2024</b>	<b>FY 2025</b>	<b>FY 2026</b>	<b>FY 2027</b>	<b>FY 2028</b>	<b>TOTAL</b>
PLANNING/DESIGN	\$1,000,000	\$0	\$0	\$0	\$0	\$1,000,000
LAND	\$0	\$0	\$0	\$20,000	\$0	\$20,000
CONSTRUCTION	\$0	\$0	\$0	\$4,000,000	\$0	\$4,000,000
EQUIPMENT/FURNISHINGS	\$0	\$0	\$0	\$0	\$0	\$0
TOTAL	\$1,000,000	\$0	\$0	\$4,020,000	\$0	\$5,020,000
<b>REVENUES</b>	<b>FY 2024</b>	<b>FY 2025</b>	<b>FY 2026</b>	<b>FY 2027</b>	<b>FY 2028</b>	<b>TOTAL</b>
GENERAL FUND	\$0	\$0	\$0	\$0	\$0	\$0
MOTOR FUEL TAX	\$0	\$0	\$0	\$0	\$0	\$0
CAPITAL IMPROVEMENT	\$0	\$0	\$0	\$0	\$0	\$0
WATER	\$265,000	\$0	\$0	\$41,000	\$0	\$306,000
SANITARY SEWER	\$367,500	\$0	\$0	\$60,000	\$0	\$427,500
STORM WATER	\$367,500	\$0	\$0	\$60,000	\$0	\$427,500
BONDS	\$0	\$0	\$0	\$0	\$0	\$0
GRANTS/OTHER	\$0	\$0	\$0	\$3,859,000	\$0	\$3,859,000
TOTAL REVENUES	\$1,000,000	\$0	\$0	\$4,020,000	\$0	\$5,020,000
<b>OPERATING</b>	<b>FY 2024</b>	<b>FY 2025</b>	<b>FY 2026</b>	<b>FY 2027</b>	<b>FY 2028</b>	<b>TOTAL</b>
PERSONNEL	\$0	\$0	\$0	\$0	\$0	\$0
MAINT./OPERATIONS	\$0	\$0	\$0	\$0	\$0	\$0
CAPITAL OUTLAY	\$0	\$0	\$0	\$0	\$0	\$0
TOTAL OPERATING COST	\$0	\$0	\$0	\$0	\$0	\$0
(OPERATING REVENUES)	\$0	\$0	\$0	\$0	\$0	\$0

CITY OF BLOOMINGTON  
 CAPITAL IMPROVEMENTS PROGRAM FY 2024- FY 2028

FUNDING SOURCE(S)	DEPARTMENT	DIVISION/PROGRAM	WARD
Water, Sanitary, Storm	Public Works - Engineering Division	Dominic Kallas	4
PROJECT TITLE		ACCOUNT NUMBER 50100120-72540, 72510, 70051, 72545	
Locust Colton CSO Elim. & W.M. Replace Phase 9		51101100, 53103100-72550, 72555, 70051, 72510	





CITY OF BLOOMINGTON  
CAPITAL IMPROVEMENTS PROGRAM FY 2024- FY 2028

<i>FUNDING SOURCE(S)</i>		<i>DEPARTMENT</i>		<i>CITY CONTACT PERSON</i>		<i>WARD</i>	
Sanitary, Storm		Public Works - Engineering Division		Craig Shonkwiler		1,4,6	
<i>PROJECT TITLE</i>				<i>ACCOUNT NUMBER</i>			
East Street Basin & Associated Sewer - Construction				51101100-72550, 53103100-72550			
<i>PROJECT DESCRIPTION/JUSTIFICATION</i>							
<p>Construction of a stormwater drainage basin south of E. Jackson St. and east of East St. and associated sewer system. Upstream sewer work will explore the use of green infrastructure (i.e., bioswales, raingardens, etc.) where possible. Opportunities will be explored to enhance the basin into a park-like setting that could include a walking path with lights, natural stone out cropping, a pavilion or gazebo, park benches, picnic tables, trash cans, and signage. Phase I construction is projected to occur in FY24 and could include basin construction along with immediate downstream/upstream improvements to allow the basin to function properly. Phase 2 construction is projected to occur in FY26 and could include upstream sewer and drainage improvements to mitigate flooding. Phase 3 construction is projected to occur in FY28 and could include the remaining upstream sewer improvements and installation of park-like amenities. Anticipated construction cost of the basin and associated sewer system is \$16 million with a more defined number resulting from completion of the hydraulic modeling and design contract.</p> <p><b>Operating Impact:</b> The City will look to borrow, pay cash and/or pursue grants. If borrowing the payments will be made utilizing revenues from the water, sanitary sewer and storm water portion (enterprise funds) of the resident's utility bill.</p>							
Projected start date:			Projected completion date:			<i>TYPE REQUEST</i>	
DESIGN BID: NA DESIGN: NA CONSTRUCTION BID: Mar. '23 CONSTRUCTION: May '23			DESIGN BID: NA DESIGN: NA CONSTRUCTION BID: Apr. '23 CONSTRUCTION: TBD			CONTINUATION REVISION X NEW	
<b>EXPENSES</b>		<b>FY 2024</b>	<b>FY 2025</b>	<b>FY 2026</b>	<b>FY 2027</b>	<b>FY 2028</b>	<b>TOTAL</b>
PLANNING/DESIGN		\$0	\$0	\$0	\$0	\$0	\$0
LAND		\$0	\$0	\$0	\$0	\$0	\$0
CONSTRUCTION		\$8,000,000	\$0	\$4,000,000	\$0	\$4,000,000	\$16,000,000
EQUIPMENT/FURNISHINGS		\$0	\$0	\$0	\$0	\$0	\$0
TOTAL		\$8,000,000	\$0	\$4,000,000	\$0	\$4,000,000	\$16,000,000
<b>REVENUES</b>		<b>FY 2024</b>	<b>FY 2025</b>	<b>FY 2026</b>	<b>FY 2027</b>	<b>FY 2028</b>	<b>TOTAL</b>
GENERAL FUND		\$0	\$0	\$0	\$0	\$0	\$0
MOTOR FUEL TAX		\$0	\$0	\$0	\$0	\$0	\$0
CAPITAL IMPROVEMENT		\$0	\$0	\$0	\$0	\$0	\$0
WATER		\$0	\$0	\$0	\$0	\$0	\$0
SANITARY SEWER		\$4,000,000	\$0	\$2,000,000	\$0	\$2,000,000	\$8,000,000
STORM WATER		\$4,000,000	\$0	\$2,000,000	\$0	\$2,000,000	\$8,000,000
BONDS		\$0	\$0	\$0	\$0	\$0	\$0
GRANTS/OTHER		\$0	\$0	\$0	\$0	\$0	\$0
TOTAL REVENUES		\$8,000,000	\$0	\$4,000,000	\$0	\$4,000,000	\$16,000,000
<b>OPERATING</b>		<b>FY 2024</b>	<b>FY 2025</b>	<b>FY 2026</b>	<b>FY 2027</b>	<b>FY 2028</b>	<b>TOTAL</b>
PERSONNEL		\$0	\$0	\$0	\$0	\$0	\$0
MAINT./OPERATIONS		\$0	\$0	\$0	\$0	\$0	\$0
CAPITAL OUTLAY		\$0	\$0	\$0	\$0	\$0	\$0
TOTAL OPERATING COST		\$0	\$0	\$0	\$0	\$0	\$0
(OPERATING REVENUES)		\$0	\$0	\$0	\$0	\$0	\$0

CITY OF BLOOMINGTON  
 CAPITAL IMPROVEMENTS PROGRAM FY 2024- FY 2028

FUNDING SOURCE(S)	DEPARTMENT	DIVISION/PROGRAM	WARD
Sanitary, Storm	Public Works - Engineering Division	Craig Shonkwiler	1,4,6
PROJECT TITLE		ACCOUNT NUMBER	
East Street Basin & Associated Sewer - Construction		51101100-72550, 53103100-72550	



**EAST STREET STORMWATER BASIN**

City of Bloomington, Illinois



# SOLID WASTE PROJECTS



**FY 2024 -- Capital Improvement Summary  
Solid Waste Projects**

The list provides a synopsis of the major capital projects planned for the City in FY 2024. The detailed budget document is provided in the pages that follow this synopsis. This synopsis provides an estimate of the financial impact each project will have on the City's overall operating funds upon the completion of the project.

**Solid Waste Fund**

❖ **Public Works Citizens Convenience Center Construction - Construction**

➤ Solid Waste Fund

Construction	<u>\$150,000</u>
Total Capital Project	\$150,000

**Total FY 2024 Cost: \$150,000**

CITY OF BLOOMINGTON  
CAPITAL IMPROVEMENTS PROGRAM FY 2024- FY 2028

FUNDING SOURCE(S)	DEPARTMENT	CITY CONTACT PERSON	WARD			
Capital Improvement	Public Works - Public Service	Craig Shonkwiler	City Wide			
Solid Waste						
PROJECT TITLE		ACCOUNT NUMBER				
Public Works Citizens Convenience Center Land Acquisition & Relocation		40100100-72510, 54404400-72520				
PROJECT DESCRIPTION/JUSTIFICATION						
<p>Public Works has contracted professional engineering services for the hydraulic modeling and design of the East Street Basin and associated sewer system. The proposed location of the East Street Basin is where the Public Works Citizens Convenience Center and storage yards are currently located. The Citizens Convenience Center and storage yards will need to be relocated to allow for construction of the storm water basin. Timing of this project will be based on the design and construction schedule of the basin.</p> <p><b>Operating Impact:</b> A transfer from the General Fund to cover land cost if a move is necessary. This is dependent on the hydraulic modeling being done that could effect the current location and necessitate it being moved.</p>						
Projected start date:		Projected completion date:				
DESIGN BID: N/A	DESIGN: N/A	DESIGN BID: N/A	DESIGN: N/A			
CONSTRUCTION BID: 9/1/2023	CONSTRUCTION: 11/1/2023	CONSTRUCTION BID: 10/1/2023	CONSTRUCTION: 4/30/2024			
		X				
		CONTINUATION				
		REVISION				
		NEW				
<b>EXPENSES</b>						
	<b>FY 2024</b>	<b>FY 2025</b>	<b>FY 2026</b>	<b>FY 2027</b>	<b>FY 2028</b>	<b>TOTAL</b>
PLANNING/DESIGN		\$0	\$0	\$0	\$0	\$0
LAND	\$350,000	\$0	\$0	\$0	\$0	\$350,000
CONSTRUCTION	\$150,000	\$0	\$0	\$0	\$0	\$150,000
EQUIPMENT/FURNISHINGS	\$0	\$0	\$0	\$0	\$0	\$0
TOTAL	\$500,000	\$0	\$0	\$0	\$0	\$500,000
<b>REVENUES</b>						
	<b>FY 2024</b>	<b>FY 2025</b>	<b>FY 2026</b>	<b>FY 2027</b>	<b>FY 2028</b>	<b>TOTAL</b>
GENERAL FUND	\$0	\$0	\$0	\$0	\$0	\$0
MOTOR FUEL TAX	\$0	\$0	\$0	\$0	\$0	\$0
CAPITAL IMPROVEMENT	\$350,000		\$0	\$0	\$0	\$350,000
WATER	\$0	\$0	\$0	\$0	\$0	\$0
SANITARY SEWER	\$0	\$0	\$0	\$0	\$0	\$0
STORM WATER	\$0	\$0	\$0	\$0	\$0	\$0
SOLID WASTE	\$150,000	\$0	\$0	\$0	\$0	\$150,000
GRANTS/OTHER	\$0	\$0	\$0	\$0	\$0	\$0
TOTAL REVENUES	\$500,000	\$0	\$0	\$0	\$0	\$500,000
<b>OPERATING</b>						
	<b>FY 2024</b>	<b>FY 2025</b>	<b>FY 2026</b>	<b>FY 2027</b>	<b>FY 2028</b>	<b>TOTAL</b>
PERSONNEL	\$0	\$0	\$0	\$0	\$0	\$0
MAINT./OPERATIONS	\$0	\$0	\$0	\$0	\$0	\$0
CAPITAL OUTLAY	\$0	\$0	\$0	\$0	\$0	\$0
TOTAL OPERATING COST	\$0	\$0	\$0	\$0	\$0	\$0
(OPERATING REVENUES)	\$0	\$0	\$0	\$0	\$0	\$0

CITY OF BLOOMINGTON  
CAPITAL IMPROVEMENTS PROGRAM FY 2024- FY 2028

FUNDING SOURCE(S)	DEPARTMENT	DIVISION/PROGRAM	WARD
Capital Improvement	Public Works Citizens Convenience Center	Craig Shonkwiler	City Wide
PROJECT TITLE		ACCOUNT NUMBER	
Public Works Citizens Convenience Center Land Acquisition & Relocati		40100100-72510, 54404400-72520	



ABRAHAM LINCOLN PARKING DECK  
PROJECTS



**FY 2024 -- Capital Improvement Summary  
Abraham Lincoln Parking Deck Projects**

The list provides a synopsis of the major capital projects planned for the City in FY 2024. The detailed budget document is provided in the pages that follow this synopsis. This synopsis provides an estimate of the financial impact each project will have on the City's overall operating funds upon the completion of the project.

**Abraham Lincoln Parking Deck Fund**

❖ **Abraham Lincoln Garage Improvements -Construction**

➤ <u>Abraham Lincoln Parking Fund</u>	
Construction	<u>\$1,100,000</u>
Total Capital Project	\$1,100,000

**Total FY 2024 Cost: \$1,100,000**



CITY OF BLOOMINGTON  
CAPITAL IMPROVEMENTS PROGRAM FY 2024- FY 2028

<i>FUNDING SOURCE(S)</i>	<i>DEPARTMENT</i>	<i>CITY CONTACT PERSON</i>	<i>WARD</i>
Abraham Lincoln Parking	Facilities	Russ Waller	6
<i>PROJECT TITLE</i>		<i>ACCOUNT NUMBER</i>	
Lincoln Garage Rehabilitation		55605600-72520	
<i>PROJECT DESCRIPTION/JUSTIFICATION</i>			
<p>The Lincoln Parking Garage was constructed in 1990. In 2003 two additional levels were added bring the total parking spaces to 900. A condition assessment of the entire parking facility was completed and design of necessary repairs is underway. Plans and specifications for the repairs were prepared to complete the work in two phases. The first phase included structural, sealing and drain repairs and were completed in 2022. The second phase to be completed during FY2024 will include additional sealing, joint sealants and other miscellaneous repairs.</p> <p><b>Operating Impact:</b> A transfer from the General Fund is needed to address the needed repairs and maintenance so the garage is kept in good standing.</p>			
Projected start date:		Projected completion date:	
DESIGN BID:		DESIGN BID:	
DESIGN:		DESIGN:	
CONSTRUCTION BID:		CONSTRUCTION BID:	
CONSTRUCTION:		CONSTRUCTION:	
		X	
		CONTINUATION REVISION	
		NEW	
<b>EXPENSES</b>	<b>FY 2024</b>	<b>FY 2025</b>	<b>FY 2026</b>
PLANNING/DESIGN	\$0	\$0	\$0
LAND	\$0	\$0	\$0
CONSTRUCTION	\$1,100,000	\$0	\$0
EQUIPMENT/FURNISHINGS	\$0	\$0	\$0
TOTAL	\$1,100,000	\$0	\$0
<b>REVENUES</b>	<b>FY 2024</b>	<b>FY 2025</b>	<b>FY 2026</b>
GENERAL FUND	\$0	\$0	\$0
MOTOR FUEL TAX	\$0	\$0	\$0
CAPITAL IMPROVEMENT	\$1,100,000	\$0	\$0
WATER	\$0	\$0	\$0
SANITARY SEWER	\$0	\$0	\$0
STORM WATER	\$0	\$0	\$0
BONDS	\$0	\$0	\$0
GRANTS/OTHER	\$0	\$0	\$0
TOTAL REVENUES	\$1,100,000	\$0	\$0
<b>OPERATING</b>	<b>FY 2024</b>	<b>FY 2025</b>	<b>FY 2026</b>
PERSONNEL	\$0	\$0	\$0
MAINT./OPERATIONS	\$0	\$0	\$0
CAPITAL OUTLAY	\$0	\$0	\$0
TOTAL OPERATING COST	\$0	\$0	\$0
(OPERATING REVENUES)	\$0	\$0	\$0

CITY OF BLOOMINGTON  
CAPITAL IMPROVEMENTS PROGRAM FY 2024- FY 2028

<i>FUNDING SOURCE(S)</i>	<i>DEPARTMENT</i>	<i>DIVISION/PROGRAM</i>	<i>WARD</i>
Abraham Lincoln Parking	Facilities	Russ Waller	6
<i>PROJECT TITLE</i>		<i>ACCOUNT NUMBER</i>	
Lincoln Garage Rehabilitation		40100100-72520	

Lincoln Garage



GOLF FUND CAPITAL PROJECTS



**FY 2024 -- Capital Improvement Summary  
Golf Projects**

The list provides a synopsis of the major capital projects planned for the City in FY 2024. The detailed budget document is provided in the pages that follow this synopsis. This synopsis provides an estimate of the financial impact each project will have on the City's overall operating funds upon the completion of the project.

**Golf Fund**

❖ **Highland Park Shed 1 and Club House replacement - Construction**

➤ <u>Golf Fund</u>	
Construction	<u>\$650,000</u>
Total Capital Project	\$650,000

❖ **Den Golf Course Pond Dredging Project - Construction**

➤ <u>Golf Fund</u>	
Construction	<u>\$140,000</u>
Total Capital Project	\$140,000

❖ **Den Roof Replacement - Construction**

➤ <u>Golf Fund</u>	
Construction	<u>\$75,000</u>
Total Capital Project	\$75,000

**Total FY 2024 Cost: \$865,000**

CITY OF BLOOMINGTON  
CAPITAL IMPROVEMENTS PROGRAM FY 2024- FY 2028

<i>FUNDING SOURCE(S)</i>	<i>DEPARTMENT</i>		<i>CITY CONTACT PERSON</i>	<i>WARD</i>		
Golf Fund	Parks, Recreation & Cultural Arts		Jason Wingate	1		
<i>PROJECT TITLE</i>			<i>ACCOUNT NUMBER</i>			
Highland Park Shed 1 and Clubhouse Replacement			56406400-72520			
<i>PROJECT DESCRIPTION/JUSTIFICATION</i>						
<p>Highland Park Golf Course is the oldest public course in our county. It currently still utilizes two of the original buildings of the Meyer Brewing Company that was in business back in the 1800's. Accordingly, one of these buildings (Shed 1) is no longer fit and safe to inhabit. It currently contains approximately half our golf cart fleet but cannot serve any other purpose. The other original building is currently used for the pro shop and while still in good condition, it is not handicap accessible and is very costly to heat and cool. Razing Shed 1 and replacing it with a new cost-friendly building will allow us store all our golf carts in one building, freeing up space in Shed 2 for our maintenance staff to fully use. Most importantly, it will allow us to move the pro shop out of its current building providing handicap accessibility. The current pro shop will be able to be used for post round gatherings, special events, etc.. The new pro shop will also allow operations to be run with less staff saving rising labor costs.</p> <p><b>Operating Impact:</b> This investment will create efficiencies by replacing a building in disrepair, updating the existing clubhouse and cart storage to one location and the old clubhouse maybe utilized for post round gatherings/rent for gatherings.</p>						
Projected start date:		Projected completion date:		<i>TYPE REQUEST</i>		
DESIGN BID:		DESIGN BID:		X CONTINUATION REVISION NEW		
DESIGN:	5/1/2023	DESIGN:				
CONSTRUCTION BID:	11/1/2023	CONSTRUCTION BID:				
CONSTRUCTION:		CONSTRUCTION:	2/1/2024			
<b>EXPENSES</b>	<b>FY 2024</b>	<b>FY 2024</b>	<b>FY 2025</b>	<b>FY 2026</b>	<b>FY 2027</b>	<b>TOTAL</b>
PLANNING/DESIGN	\$40,000	\$0	\$0	\$0	\$0	\$40,000
LAND	\$0	\$0	\$0	\$0	\$0	\$0
CONSTRUCTION	\$590,000	\$0	\$0	\$0	\$0	\$590,000
EQUIPMENT/FURNISHINGS	\$20,000	\$0	\$0	\$0	\$0	\$20,000
TOTAL	\$650,000	\$0	\$0	\$0	\$0	\$650,000
<b>REVENUES</b>	<b>FY 2024</b>	<b>FY 2024</b>	<b>FY 2025</b>	<b>FY 2026</b>	<b>FY 2027</b>	<b>TOTAL</b>
GENERAL FUND	\$0	\$0	\$0	\$0	\$0	\$0
MOTOR FUEL TAX	\$0	\$0	\$0	\$0	\$0	\$0
GOLF	\$650,000	\$0	\$0	\$0	\$0	\$650,000
WATER	\$0	\$0	\$0	\$0	\$0	\$0
SANITARY SEWER	\$0	\$0	\$0	\$0	\$0	\$0
STORM WATER	\$0	\$0	\$0	\$0	\$0	\$0
BONDS	\$0	\$0	\$0	\$0	\$0	\$0
GRANTS/OTHER	\$0	\$0	\$0	\$0	\$0	\$0
TOTAL REVENUES	\$0	\$0	\$0	\$0	\$0	\$650,000
<b>OPERATING</b>	<b>FY 2024</b>	<b>FY 2024</b>	<b>FY 2025</b>	<b>FY 2026</b>	<b>FY 2027</b>	<b>TOTAL</b>
PERSONNEL	\$0	\$0	\$0	\$0	\$0	\$0
MAINT./OPERATIONS	\$0	\$0	\$0	\$0	\$0	\$0
CAPITAL OUTLAY	\$0	\$0	\$0	\$0	\$0	\$0
TOTAL OPERATING COST	\$0	\$0	\$0	\$0	\$0	\$0
(OPERATING REVENUES)	\$0	\$0	\$0	\$0	\$0	\$0

CITY OF BLOOMINGTON  
CAPITAL IMPROVEMENTS PROGRAM FY 2024- FY 2028

<i>FUNDING SOURCE(S)</i>		<i>DEPARTMENT</i>		<i>CITY CONTACT PERSON</i>		<i>WARD</i>																																																																							
Golf Fund		Parks, Recreation & Cultural Arts		Jason Wingate		2																																																																							
<i>PROJECT TITLE</i>				<i>ACCOUNT NUMBER</i>																																																																									
Den Pond Dredging and Shoreline Restoration				56406420-70220																																																																									
<i>PROJECT DESCRIPTION/JUSTIFICATION</i>																																																																													
<p>The Den at Fox Creek is considered to be one of the finest courses in downstate Illinois. It was built in 1997 by legendary golfer and architect Arnold Palmer. On two holes of the course, #4 (considered a signature hole by many) and #13, there are ponds which over the years have silted in causing them to be very shallow. Because of this, too much sunlight reaches the pond floor creating perfect conditions for weed and algae growth. The algae blooms are an eyesore and also can cause foul odors which reflect poorly on the course. By dredging the ponds back to a sufficient depth, these issues should go away reflecting a better course image and also reducing our need to chemically treat the ponds. In addition to the dredging issues, we are also experiencing shoreline loss on Holes #4 and #17 due to erosion. Rock walls have fallen into the ponds creating a poor image for the course. Restoring them will bring back the beauty of those holes.</p> <p><b>Operating Impact:</b> The visibility of algae growth and smell issues will be rectified with the dredging, reflecting positively on the course.</p>																																																																													
Projected start date:			Projected completion date:			TYPE REQUEST																																																																							
DESIGN BID: DESIGN: 5/1/2023 CONSTRUCTION BID: 9/15/2023 CONSTRUCTION: 11/1/2023			DESIGN BID: DESIGN: CONSTRUCTION BID CONSTRUCTION: 4/1/2024			CONTINUATION REVISION X NEW																																																																							
<table border="1" style="width: 100%; border-collapse: collapse;"> <thead> <tr> <th style="text-align: left;">EXPENSES</th> <th style="text-align: right;">FY 2024</th> <th style="text-align: right;">FY 2024</th> <th style="text-align: right;">FY 2025</th> <th style="text-align: right;">FY 2026</th> <th style="text-align: right;">FY 2027</th> <th style="text-align: right;">TOTAL</th> </tr> </thead> <tbody> <tr> <td>PLANNING/DESIGN</td> <td style="text-align: right;">\$5,000</td> <td style="text-align: right;">\$0</td> <td style="text-align: right;">\$0</td> <td style="text-align: right;">\$0</td> <td style="text-align: right;">\$0</td> <td style="text-align: right;">\$5,000</td> </tr> <tr> <td>LAND</td> <td style="text-align: right;">\$0</td> <td style="text-align: right;">\$0</td> <td style="text-align: right;">\$0</td> <td style="text-align: right;">\$0</td> <td style="text-align: right;">\$0</td> <td style="text-align: right;">\$0</td> </tr> <tr> <td>CONSTRUCTION</td> <td style="text-align: right;">\$135,000</td> <td style="text-align: right;">\$0</td> <td style="text-align: right;">\$0</td> <td style="text-align: right;">\$0</td> <td style="text-align: right;">\$0</td> <td style="text-align: right;">\$135,000</td> </tr> <tr> <td>EQUIPMENT/FURNISHINGS</td> <td style="text-align: right;">\$0</td> <td style="text-align: right;">\$0</td> <td style="text-align: right;">\$0</td> <td style="text-align: right;">\$0</td> <td style="text-align: right;">\$0</td> <td style="text-align: right;">\$0</td> </tr> <tr> <td>TOTAL</td> <td style="text-align: right;">\$140,000</td> <td style="text-align: right;">\$0</td> <td style="text-align: right;">\$0</td> <td style="text-align: right;">\$0</td> <td style="text-align: right;">\$0</td> <td style="text-align: right;">\$140,000</td> </tr> </tbody> </table>								EXPENSES	FY 2024	FY 2024	FY 2025	FY 2026	FY 2027	TOTAL	PLANNING/DESIGN	\$5,000	\$0	\$0	\$0	\$0	\$5,000	LAND	\$0	\$0	\$0	\$0	\$0	\$0	CONSTRUCTION	\$135,000	\$0	\$0	\$0	\$0	\$135,000	EQUIPMENT/FURNISHINGS	\$0	\$0	\$0	\$0	\$0	\$0	TOTAL	\$140,000	\$0	\$0	\$0	\$0	\$140,000																												
EXPENSES	FY 2024	FY 2024	FY 2025	FY 2026	FY 2027	TOTAL																																																																							
PLANNING/DESIGN	\$5,000	\$0	\$0	\$0	\$0	\$5,000																																																																							
LAND	\$0	\$0	\$0	\$0	\$0	\$0																																																																							
CONSTRUCTION	\$135,000	\$0	\$0	\$0	\$0	\$135,000																																																																							
EQUIPMENT/FURNISHINGS	\$0	\$0	\$0	\$0	\$0	\$0																																																																							
TOTAL	\$140,000	\$0	\$0	\$0	\$0	\$140,000																																																																							
<table border="1" style="width: 100%; border-collapse: collapse;"> <thead> <tr> <th style="text-align: left;">REVENUES</th> <th style="text-align: right;">FY 2024</th> <th style="text-align: right;">FY 2024</th> <th style="text-align: right;">FY 2025</th> <th style="text-align: right;">FY 2026</th> <th style="text-align: right;">FY 2027</th> <th style="text-align: right;">TOTAL</th> </tr> </thead> <tbody> <tr> <td>GENERAL FUND</td> <td style="text-align: right;">\$0</td> <td style="text-align: right;">\$0</td> <td style="text-align: right;">\$0</td> <td style="text-align: right;">\$0</td> <td style="text-align: right;">\$0</td> <td style="text-align: right;">\$0</td> </tr> <tr> <td>MOTOR FUEL TAX</td> <td style="text-align: right;">\$0</td> <td style="text-align: right;">\$0</td> <td style="text-align: right;">\$0</td> <td style="text-align: right;">\$0</td> <td style="text-align: right;">\$0</td> <td style="text-align: right;">\$0</td> </tr> <tr> <td>GOLF</td> <td style="text-align: right;">\$140,000</td> <td style="text-align: right;">\$0</td> <td style="text-align: right;">\$0</td> <td style="text-align: right;">\$0</td> <td style="text-align: right;">\$0</td> <td style="text-align: right;">\$140,000</td> </tr> <tr> <td>WATER</td> <td style="text-align: right;">\$0</td> <td style="text-align: right;">\$0</td> <td style="text-align: right;">\$0</td> <td style="text-align: right;">\$0</td> <td style="text-align: right;">\$0</td> <td style="text-align: right;">\$0</td> </tr> <tr> <td>SANITARY SEWER</td> <td style="text-align: right;">\$0</td> <td style="text-align: right;">\$0</td> <td style="text-align: right;">\$0</td> <td style="text-align: right;">\$0</td> <td style="text-align: right;">\$0</td> <td style="text-align: right;">\$0</td> </tr> <tr> <td>STORM WATER</td> <td style="text-align: right;">\$0</td> <td style="text-align: right;">\$0</td> <td style="text-align: right;">\$0</td> <td style="text-align: right;">\$0</td> <td style="text-align: right;">\$0</td> <td style="text-align: right;">\$0</td> </tr> <tr> <td>BONDS</td> <td style="text-align: right;">\$0</td> <td style="text-align: right;">\$0</td> <td style="text-align: right;">\$0</td> <td style="text-align: right;">\$0</td> <td style="text-align: right;">\$0</td> <td style="text-align: right;">\$0</td> </tr> <tr> <td>GRANTS/OTHER</td> <td style="text-align: right;">\$0</td> <td style="text-align: right;">\$0</td> <td style="text-align: right;">\$0</td> <td style="text-align: right;">\$0</td> <td style="text-align: right;">\$0</td> <td style="text-align: right;">\$0</td> </tr> <tr> <td>TOTAL REVENUES</td> <td style="text-align: right;">\$140,000</td> <td style="text-align: right;">\$0</td> <td style="text-align: right;">\$0</td> <td style="text-align: right;">\$0</td> <td style="text-align: right;">\$0</td> <td style="text-align: right;">\$140,000</td> </tr> </tbody> </table>								REVENUES	FY 2024	FY 2024	FY 2025	FY 2026	FY 2027	TOTAL	GENERAL FUND	\$0	\$0	\$0	\$0	\$0	\$0	MOTOR FUEL TAX	\$0	\$0	\$0	\$0	\$0	\$0	GOLF	\$140,000	\$0	\$0	\$0	\$0	\$140,000	WATER	\$0	\$0	\$0	\$0	\$0	\$0	SANITARY SEWER	\$0	\$0	\$0	\$0	\$0	\$0	STORM WATER	\$0	\$0	\$0	\$0	\$0	\$0	BONDS	\$0	\$0	\$0	\$0	\$0	\$0	GRANTS/OTHER	\$0	\$0	\$0	\$0	\$0	\$0	TOTAL REVENUES	\$140,000	\$0	\$0	\$0	\$0	\$140,000
REVENUES	FY 2024	FY 2024	FY 2025	FY 2026	FY 2027	TOTAL																																																																							
GENERAL FUND	\$0	\$0	\$0	\$0	\$0	\$0																																																																							
MOTOR FUEL TAX	\$0	\$0	\$0	\$0	\$0	\$0																																																																							
GOLF	\$140,000	\$0	\$0	\$0	\$0	\$140,000																																																																							
WATER	\$0	\$0	\$0	\$0	\$0	\$0																																																																							
SANITARY SEWER	\$0	\$0	\$0	\$0	\$0	\$0																																																																							
STORM WATER	\$0	\$0	\$0	\$0	\$0	\$0																																																																							
BONDS	\$0	\$0	\$0	\$0	\$0	\$0																																																																							
GRANTS/OTHER	\$0	\$0	\$0	\$0	\$0	\$0																																																																							
TOTAL REVENUES	\$140,000	\$0	\$0	\$0	\$0	\$140,000																																																																							
<table border="1" style="width: 100%; border-collapse: collapse;"> <thead> <tr> <th style="text-align: left;">OPERATING</th> <th style="text-align: right;">FY 2024</th> <th style="text-align: right;">FY 2024</th> <th style="text-align: right;">FY 2025</th> <th style="text-align: right;">FY 2026</th> <th style="text-align: right;">FY 2027</th> <th style="text-align: right;">TOTAL</th> </tr> </thead> <tbody> <tr> <td>PERSONNEL</td> <td style="text-align: right;">\$0</td> <td style="text-align: right;">\$0</td> <td style="text-align: right;">\$0</td> <td style="text-align: right;">\$0</td> <td style="text-align: right;">\$0</td> <td style="text-align: right;">\$0</td> </tr> <tr> <td>MAINT./OPERATIONS</td> <td style="text-align: right;">\$0</td> <td style="text-align: right;">\$0</td> <td style="text-align: right;">\$0</td> <td style="text-align: right;">\$0</td> <td style="text-align: right;">\$0</td> <td style="text-align: right;">\$0</td> </tr> <tr> <td>CAPITAL OUTLAY</td> <td style="text-align: right;">\$0</td> <td style="text-align: right;">\$0</td> <td style="text-align: right;">\$0</td> <td style="text-align: right;">\$0</td> <td style="text-align: right;">\$0</td> <td style="text-align: right;">\$0</td> </tr> <tr> <td>TOTAL OPERATING COST</td> <td style="text-align: right;">\$0</td> <td style="text-align: right;">\$0</td> <td style="text-align: right;">\$0</td> <td style="text-align: right;">\$0</td> <td style="text-align: right;">\$0</td> <td style="text-align: right;">\$0</td> </tr> <tr> <td>(OPERATING REVENUES)</td> <td style="text-align: right;">\$0</td> <td style="text-align: right;">\$0</td> <td style="text-align: right;">\$0</td> <td style="text-align: right;">\$0</td> <td style="text-align: right;">\$0</td> <td style="text-align: right;">\$0</td> </tr> </tbody> </table>								OPERATING	FY 2024	FY 2024	FY 2025	FY 2026	FY 2027	TOTAL	PERSONNEL	\$0	\$0	\$0	\$0	\$0	\$0	MAINT./OPERATIONS	\$0	\$0	\$0	\$0	\$0	\$0	CAPITAL OUTLAY	\$0	\$0	\$0	\$0	\$0	\$0	TOTAL OPERATING COST	\$0	\$0	\$0	\$0	\$0	\$0	(OPERATING REVENUES)	\$0	\$0	\$0	\$0	\$0	\$0																												
OPERATING	FY 2024	FY 2024	FY 2025	FY 2026	FY 2027	TOTAL																																																																							
PERSONNEL	\$0	\$0	\$0	\$0	\$0	\$0																																																																							
MAINT./OPERATIONS	\$0	\$0	\$0	\$0	\$0	\$0																																																																							
CAPITAL OUTLAY	\$0	\$0	\$0	\$0	\$0	\$0																																																																							
TOTAL OPERATING COST	\$0	\$0	\$0	\$0	\$0	\$0																																																																							
(OPERATING REVENUES)	\$0	\$0	\$0	\$0	\$0	\$0																																																																							

CITY OF BLOOMINGTON  
CAPITAL IMPROVEMENTS PROGRAM FY 2024- FY 2028

<i>FUNDING SOURCE(S)</i>	<i>DEPARTMENT</i>		<i>CITY CONTACT PERSON</i>	<i>WARD</i>		
Golf Fund	Parks, Recreation & Cultural Arts		Jason Wingate	2		
<i>PROJECT TITLE</i>		<i>ACCOUNT NUMBER</i>				
Den Roof Replacement		56406420-72520				
<i>PROJECT DESCRIPTION/JUSTIFICATION</i>						
<p>The Den at Fox Creek is considered to be one of the finest courses in downstate Illinois. It was built in 1997 by legendary golf and architect Arnold Palmer. The current roof of the clubhouse is original making it 26 years old. Due to its' age and the strong amount of wind the building takes, we are currently losing large amounts of shingles regularly. While these areas are repaired as promptly as possible, we are still beginning to experience water coming into the clubhouse when it rains.</p> <p><b>Operating Impact:</b> The roof is original to the clubhouse and never had gutters installed which has caused drainage issues leading to concrete damage. The concrete issues are being addressed and the new roof will have gutters installed.</p>						
Projected start date:		Projected completion date:		<i>TYPE REQUEST</i>		
DESIGN BID:		DESIGN BID:		CONTINUATION REVISION X NEW		
DESIGN:	9/15/2023	DESIGN:				
CONSTRUCTION BID:	10/15/2023	CONSTRUCTION BID:				
CONSTRUCTION:	10/15/2023	CONSTRUCTION:	11/30/2023			
<b>EXPENSES</b>						
	<b>FY 2024</b>	<b>FY 2024</b>	<b>FY 2025</b>	<b>FY 2026</b>	<b>FY 2027</b>	<b>TOTAL</b>
PLANNING/DESIGN	\$0	\$0	\$0	\$0	\$0	\$0
LAND	\$0	\$0	\$0	\$0	\$0	\$0
CONSTRUCTION	\$75,000	\$0	\$0	\$0	\$0	\$75,000
EQUIPMENT/FURNISHINGS	\$0	\$0	\$0	\$0	\$0	\$0
TOTAL	\$75,000	\$0	\$0	\$0	\$0	\$75,000
<b>REVENUES</b>						
	<b>FY 2024</b>	<b>FY 2024</b>	<b>FY 2025</b>	<b>FY 2026</b>	<b>FY 2027</b>	<b>TOTAL</b>
GENERAL FUND	\$0	\$0	\$0	\$0	\$0	\$0
MOTOR FUEL TAX	\$0	\$0	\$0	\$0	\$0	\$0
GOLF	\$75,000	\$0	\$0	\$0	\$0	\$75,000
WATER	\$0	\$0	\$0	\$0	\$0	\$0
SANITARY SEWER	\$0	\$0	\$0	\$0	\$0	\$0
STORM WATER	\$0	\$0	\$0	\$0	\$0	\$0
BONDS	\$0	\$0	\$0	\$0	\$0	\$0
GRANTS/OTHER	\$0	\$0	\$0	\$0	\$0	\$0
TOTAL REVENUES	\$75,000	\$0	\$0	\$0	\$0	\$75,000
<b>OPERATING</b>						
	<b>FY 2024</b>	<b>FY 2024</b>	<b>FY 2025</b>	<b>FY 2026</b>	<b>FY 2027</b>	<b>TOTAL</b>
PERSONNEL	\$0	\$0	\$0	\$0	\$0	\$0
MAINT./OPERATIONS	\$0	\$0	\$0	\$0	\$0	\$0
CAPITAL OUTLAY	\$0	\$0	\$0	\$0	\$0	\$0
TOTAL OPERATING COST	\$0	\$0	\$0	\$0	\$0	\$0
(OPERATING REVENUES)	\$0	\$0	\$0	\$0	\$0	\$0

This page intentionally left blank





# ARENA PROJECTS



**FY 2024 -- Capital Improvement Summary  
Arena Projects**

The list provides a synopsis of the major capital projects planned for the City in FY 2024. The detailed budget document is provided in the pages that follow this synopsis. This synopsis provides an estimate of the financial impact each project will have on the City's overall operating funds upon the completion of the project.

**Arena Improvement Fund**

❖ **Arena RTU Replacement - Construction**

➤ <u>Arena Improvement Fund</u>	
Construction	<u>\$5,000,000</u>
Total Capital Project	\$5,000,000

**Total FY 2024 Cost: \$5,000,000**

CITY OF BLOOMINGTON  
CAPITAL IMPROVEMENTS PROGRAM FY 2024- FY 2028

<i>FUNDING SOURCE(S)</i>	<i>DEPARTMENT</i>		<i>CITY CONTACT PERSON</i>	<i>WARD</i>		
Arena	Arena		Russ Waller	6		
<i>PROJECT TITLE</i>			<i>ACCOUNT NUMBER</i>			
Arena RTU Replacement			57107110-72520			
<i>PROJECT DESCRIPTION/JUSTIFICATION</i>						
<p>There are two primary Roof Top Units (RTUs) which provide cooling and dehumidification for the Arena. Both of these units are original and showing excessive corrosion from the elements. In addition, both units have been repaired numerous times during their 14 years of service. Furthermore, both units use R-22 refrigerant which can no longer be purchased. This extensive repair history combined with the R-22 refrigerant issue provides few options and replacing the units is recommended. The new units will use the latest refrigerant that is environmentally friendly and much less expensive. In addition, replacing the HVAC and dehumidification equipment for the ice center will also be performed.</p> <p><b>Operating Impact:</b> A transfer from the General Fund is needed to address the replacement of these 2 units. Although costly, the replacement will save on maintenance, address the dehumidification issue and right size the units to the building size.</p>						
Projected start date:		Projected completion date:		TYPE REQUEST		
DESIGN BID:		DESIGN BID:			CONTINUATION	
DESIGN:		DESIGN:			REVISION	
CONSTRUCTION BID:		CONSTRUCTION BID:		X	NEW	
CONSTRUCTION:		CONSTRUCTION:				
<b>EXPENSES</b>						
	<b>FY 2024</b>	<b>FY 2025</b>	<b>FY 2026</b>	<b>FY 2027</b>	<b>FY 2028</b>	<b>TOTAL</b>
PLANNING/DESIGN	\$0	\$0	\$0	\$0	\$0	\$0
LAND	\$0	\$0	\$0	\$0	\$0	\$0
CONSTRUCTION	\$5,000,000	\$0	\$0	\$0	\$0	\$5,000,000
EQUIPMENT/FURNISHINGS	\$0	\$0	\$0	\$0	\$0	\$0
TOTAL	\$5,000,000	\$0	\$0	\$0	\$0	\$5,000,000
<b>REVENUES</b>						
	<b>FY 2024</b>	<b>FY 2025</b>	<b>FY 2026</b>	<b>FY 2027</b>	<b>FY 2028</b>	<b>TOTAL</b>
GENERAL FUND	\$0	\$0	\$0	\$0	\$0	\$0
MOTOR FUEL TAX	\$0	\$0	\$0	\$0	\$0	\$0
ARENA	\$5,000,000	\$0	\$0	\$0	\$0	\$5,000,000
WATER	\$0	\$0	\$0	\$0	\$0	\$0
SANITARY SEWER	\$0	\$0	\$0	\$0	\$0	\$0
STORM WATER	\$0	\$0	\$0	\$0	\$0	\$0
BONDS	\$0	\$0	\$0	\$0	\$0	\$0
GRANTS/OTHER	\$0	\$0	\$0	\$0	\$0	\$0
TOTAL REVENUES	\$5,000,000	\$0	\$0	\$0	\$0	\$5,000,000
<b>OPERATING</b>						
	<b>FY 2024</b>	<b>FY 2025</b>	<b>FY 2026</b>	<b>FY 2027</b>	<b>FY 2028</b>	<b>TOTAL</b>
PERSONNEL	\$0	\$0	\$0	\$0	\$0	\$0
MAINT./OPERATIONS	\$0	\$0	\$0	\$0	\$0	\$0
CAPITAL OUTLAY	\$0	\$0	\$0	\$0	\$0	\$0
TOTAL OPERATING COST	\$0	\$0	\$0	\$0	\$0	\$0
(OPERATING REVENUES)	\$0	\$0	\$0	\$0	\$0	\$0

CITY OF BLOOMINGTON  
 CAPITAL IMPROVEMENTS PROGRAM FY 2024- FY 2028

FUNDING SOURCE(S)	DEPARTMENT	DIVISION/PROGRAM	WARD
Arena	Arena	Russ Waller	6
PROJECT TITLE		ACCOUNT NUMBER	

Existing RTU photos



# CAPITAL IMPROVEMENT PROGRAM- FUTURE YEARS



## CAPITAL PROJECT SHEETS FROM THE FOLLOWING FUNDS

2030 Motor Fuel Tax  
4010 Capital Improvement  
4012 Capital Improvement (Asphalt & Concrete)  
5010 Water Fund  
5110 Sanitary Sewer  
5310 Storm Water  
5560 Abraham Lincoln Parking Deck  
5640 Golf Courses  
5710 Arena

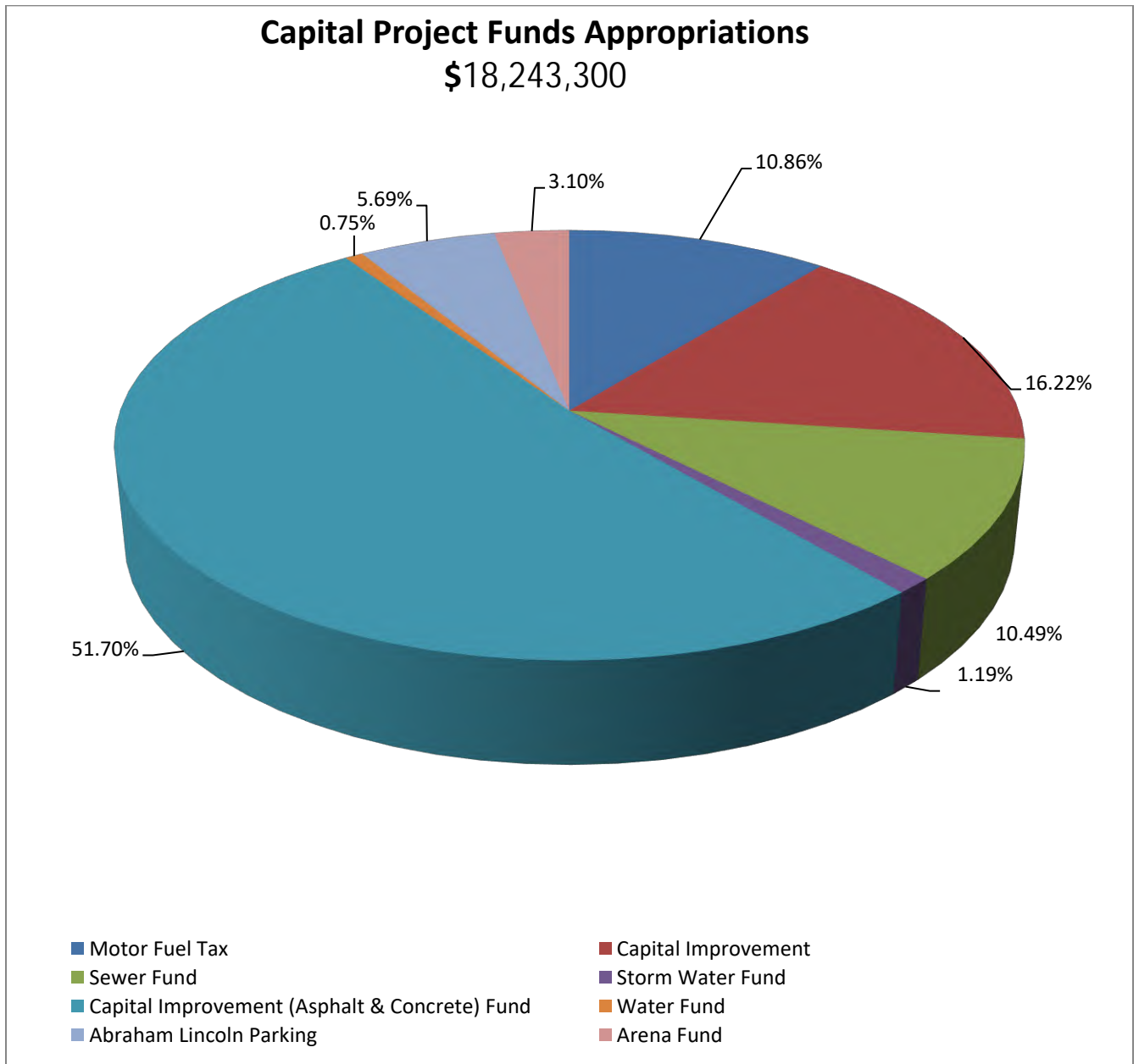
## CAPITAL EXPENDITURES

Capital expenditures may include street resurfacing, water, sewer and storm water lines. These projects are budgeted in the following budgets: Motor Fuel Tax, Park Dedication, Capital Improvement Fund, Water Fund, Sewer Fund, Storm Water Fund, Golf Fund and the Coliseum Fund. The City has a dollar threshold that the service or good must meet to qualify as a capital project. Capital infrastructure thresholds for capital assets vary from \$100,000 for street resurfacing, bridges, detention basins, pump stations, reservoirs, water plants, dams to \$25,000 for sanitary sewers, water mains, easements, sidewalks, bike trails and building improvements.

Capital expenditures include capital assets items: furniture, machinery, equipment and vehicles that have a useful life of one year or more and cost a minimum of \$5,000. These items are budgeted within the individual departments or the Capital Lease, if applicable, and depreciation is calculated annually.

### FY 2025-- Capital Improvement Summary

Proposed in FY 2025 there are forty capital improvement projects which total \$18,243,300. The listing of projects follows this page.



# City of Bloomington, Illinois

## FY 2025 Capital Projects (All Funds)

### Recommended Funding Sources

	Proposed FY 2025	Type	General Fund	Fund Balance	Gasoline/Diesel Tax (MFT), Local MFT & .25% portion of HR Sales Tax increase	Borrowing/ Bonds	Grants/ Private Funding	Charges for Services
<b>Motor Fuel Tax</b>								
Street Lighting Charges	\$ 500,000	Recurring	\$ -	\$ -	\$ 500,000	\$ -	\$ -	\$ -
Hamilton Road (Bunn Street to Morrissey Drive) - Construction (City Share)	\$ 1,100,000	Non-Recurring		\$ -	\$ 1,100,000			
IL Route 9 Corridor Improvements (City Share)	\$ 500,000	Non-Recurring	\$ -	\$ -	\$ 500,000	\$ -	\$ -	\$ -
<b>Sub-Total:</b>	<b>\$ 2,100,000</b>		<b>\$ -</b>	<b>\$ -</b>	<b>\$ 2,100,000</b>	<b>\$ -</b>	<b>\$ -</b>	<b>\$ -</b>
<b>Unfunded:</b>	<b>\$ -</b>							
<b>Total Motor Fuel Tax Projects Funded:</b>	<b>\$ 2,100,000</b>							

### Capital Improvement Fund/General Fund

<b>Police Capital Improvement Projects</b>								
Front of Building Structural Security Upgrades	\$ 500,000	Non-Recurring	\$ 500,000	\$ -	\$ -	\$ -	\$ -	\$ -
<b>Fire Capital Improvement Projects</b>								
#3 Station Kitchen Area Remodel	\$ 175,000	Non-Recurring	\$ 175,000	\$ -	\$ -	\$ -	\$ -	\$ -
<b>Facilities Capital Improvement Projects</b>								
Unforeseen Major Facility Repairs	\$ 100,000	Non-Recurring	\$ 100,000	\$ -	\$ -	\$ -	\$ -	\$ -
Facility Maintenance - Repair Roof	\$ 100,000	Non-Recurring	\$ 100,000	\$ -	\$ -	\$ -	\$ -	\$ -
Old Engineering Roof Repairs	\$ 200,000	Non-Recurring	\$ 200,000	\$ -	\$ -	\$ -	\$ -	\$ -
Public Works Garage Improvements	\$ 100,000	Non-Recurring	\$ 100,000	\$ -	\$ -	\$ -	\$ -	\$ -
Public Works Fleet Improvements	\$ 50,000	Non-Recurring	\$ 50,000	\$ -	\$ -	\$ -	\$ -	\$ -
Public Works Salt Dome Improvements	\$ 25,000	Non-Recurring	\$ 25,000	\$ -	\$ -	\$ -	\$ -	\$ -
<b>Parking Capital Improvement Projects</b>								
Major Butler Parking Lot Improvements	\$ 25,000	Non-Recurring	\$ 25,000	\$ -	\$ -	\$ -	\$ -	\$ -
Douglas Parking Lot Improvements	\$ 50,000	Non-Recurring	\$ 50,000	\$ -	\$ -	\$ -	\$ -	\$ -
<b>Parks Capital Improvement Projects</b>								
Unforeseen Major Repairs Throughout PRCA Department	\$ 50,000	Recurring	\$ 50,000	\$ -	\$ -	\$ -	\$ -	\$ -
North Pointe Playground	\$ 200,000	Non-Recurring	\$ 200,000	\$ -	\$ -	\$ -	\$ -	\$ -
McGraw Park Sister Cities Wall Cap Replacement	\$ 75,000	Non-Recurring	\$ 75,000					
Lincoln Leisure Center-Restoration of Exterior Elements	\$ 35,000	Non-Recurring	\$ 35,000					
Route 66 Trail Funk's Grove to McLean 4.8 miles, Section 6	\$ 123,300	Non-Recurring	\$ 123,300	\$ -	\$ -	\$ -	\$ -	\$ -
Trail – Resurfacing Locust St. to Chestnut St.	\$ 20,000	Non-Recurring	\$ 20,000	\$ -	\$ -	\$ -	\$ -	\$ -
Trail – Resurfacing Bunn Street to State Farm Park	\$ 75,000	Non-Recurring	\$ 75,000	\$ -	\$ -	\$ -	\$ -	\$ -
Trail-Stone Roller Cir to Benjamin School Trail	\$ 75,000	Non-Recurring	\$ 75,000	\$ -	\$ -	\$ -	\$ -	\$ -
Zoo--Zoo Lab New Roof & HVAC	\$ 125,000	Non-Recurring	\$ 125,000	\$ -	\$ -	\$ -	\$ -	\$ -
Miller Park Zoo Master Plan	\$ 125,000	Non-Recurring	\$ 125,000					
Dog Park	\$ 50,000	Non-Recurring	\$ 50,000					
Bloomington Ice Center Expanded Seating Area	\$ 250,000	Non-Recurring	\$ 250,000					

# City of Bloomington, Illinois

## FY 2025 Capital Projects (All Funds)

### Recommended Funding Sources

	Proposed FY 2025	Type	General Fund	Fund Balance	Gasoline/Diesel Tax (MFT), Local MFT & .25% portion of HR Sales Tax increase	Borrowing/ Bonds	Grants/ Private Funding	Charges for Services
<b>Public Works Capital Improvement Projects</b>								
Public Works Fuel Island 2028 Compliance Design, Land Acquisition, Construction, Construction Observation	\$ 290,000	Non-Recurring	\$ 290,000	\$ -	\$ -	\$ -	\$ -	\$ -
Const. Trail Extension: Lafayette St to Hamilton Rd - Construction (City Share)	\$ 320,000	Non-Recurring	\$ 320,000	\$ -	\$ -	\$ -	\$ -	\$ -
<b>Sub-Total:</b>	<b>\$ 3,138,300</b>		<b>\$ 3,138,300</b>	<b>\$ -</b>	<b>\$ -</b>	<b>\$ -</b>	<b>\$ -</b>	<b>\$ -</b>
<b>Unfunded:</b>								
<b>Total Capital Improvement Fund Projects Funded:</b>	<b>\$ 3,138,300</b>							
<b>Capital Improvement (Asphalt &amp; Concrete) Fund</b>								
<b>Public Works Capital Improvement Fund (Asphalt &amp; Concrete) Projects</b>								
Multi-Year Street & Alley Resurface Program	\$ 7,700,000	Recurring	\$ 2,750,000	\$ 265,050	\$ 4,684,950	\$ -	\$ -	\$ -
Multi-Year Sidewalk Repair Program	\$ 2,000,000	Recurring	\$ -	\$ -	\$ 2,000,000	\$ -	\$ -	\$ -
Multi-Year Street, Alley & Sidewalk Repairs	\$ 300,000	Recurring	\$ -	\$ -	\$ 300,000	\$ -	\$ -	\$ -
<b>Sub-Total:</b>	<b>\$ 10,000,000</b>		<b>\$ 2,750,000</b>	<b>\$ 265,050</b>	<b>\$ 6,984,950</b>	<b>\$ -</b>	<b>\$ -</b>	<b>\$ -</b>
<b>Unfunded:</b>								
<b>Total Capital Improvement Fund (Asphalt &amp; Concrete) Projects Funded:</b>	<b>\$ 10,000,000</b>							

### Enterprise Fund(s)

#### Water Fund

Multi-Year GIS Consultant Services	\$ 10,000	Recurring	\$ -	\$ 10,000	\$ -	\$ -	\$ -	\$ -
Multi-Year Consultant Leak Detection for Water Loss Prevention	\$ 10,000	Recurring	\$ -	\$ 10,000	\$ -	\$ -	\$ -	\$ -
Reservoir Shoreline/Stream Erosion -Planning	\$ 25,000	Recurring	\$ -	\$ 25,000	\$ -	\$ -	\$ -	\$ -
Reservoir Shoreline/Stream Erosion - Construction	\$ 100,000	Recurring	\$ -	\$ 100,000	\$ -	\$ -	\$ -	\$ -
<b>Sub-Total:</b>	<b>\$ 145,000</b>		<b>\$ -</b>	<b>\$ 145,000</b>	<b>\$ -</b>	<b>\$ -</b>	<b>\$ -</b>	<b>\$ -</b>
<b>Unfunded:</b>								
<b>Total Water Fund Projects Funded:</b>	<b>\$ 145,000</b>							

#### Sewer Fund

Multi-Year Sanitary Sewer Assessment	\$ 200,000	Recurring	\$ -	\$ 200,000	\$ -	\$ -	\$ -	\$ -
Mutli-Year Sanitary Sewer Rehabilitation	\$ 1,600,000	Recurring	\$ -	\$ 1,600,000	\$ -	\$ -	\$ -	\$ -
Valley Sewer (Maizefield) CSO Elimination Phase 1 Design & Land	\$ 80,000	Non-recurring	\$ -	\$ 80,000	\$ -	\$ -	\$ -	\$ -
Hydraulic Modeling	\$ 150,000	Non-recurring	\$ -	\$ 150,000	\$ -	\$ -	\$ -	\$ -
<b>Sub-Total:</b>	<b>\$ 2,030,000</b>		<b>\$ -</b>	<b>\$ 2,030,000</b>	<b>\$ -</b>	<b>\$ -</b>	<b>\$ -</b>	<b>\$ -</b>
<b>Unfunded:</b>								
<b>Total Sewer Fund Projects Funded:</b>	<b>\$ 2,030,000</b>							



# City of Bloomington, Illinois

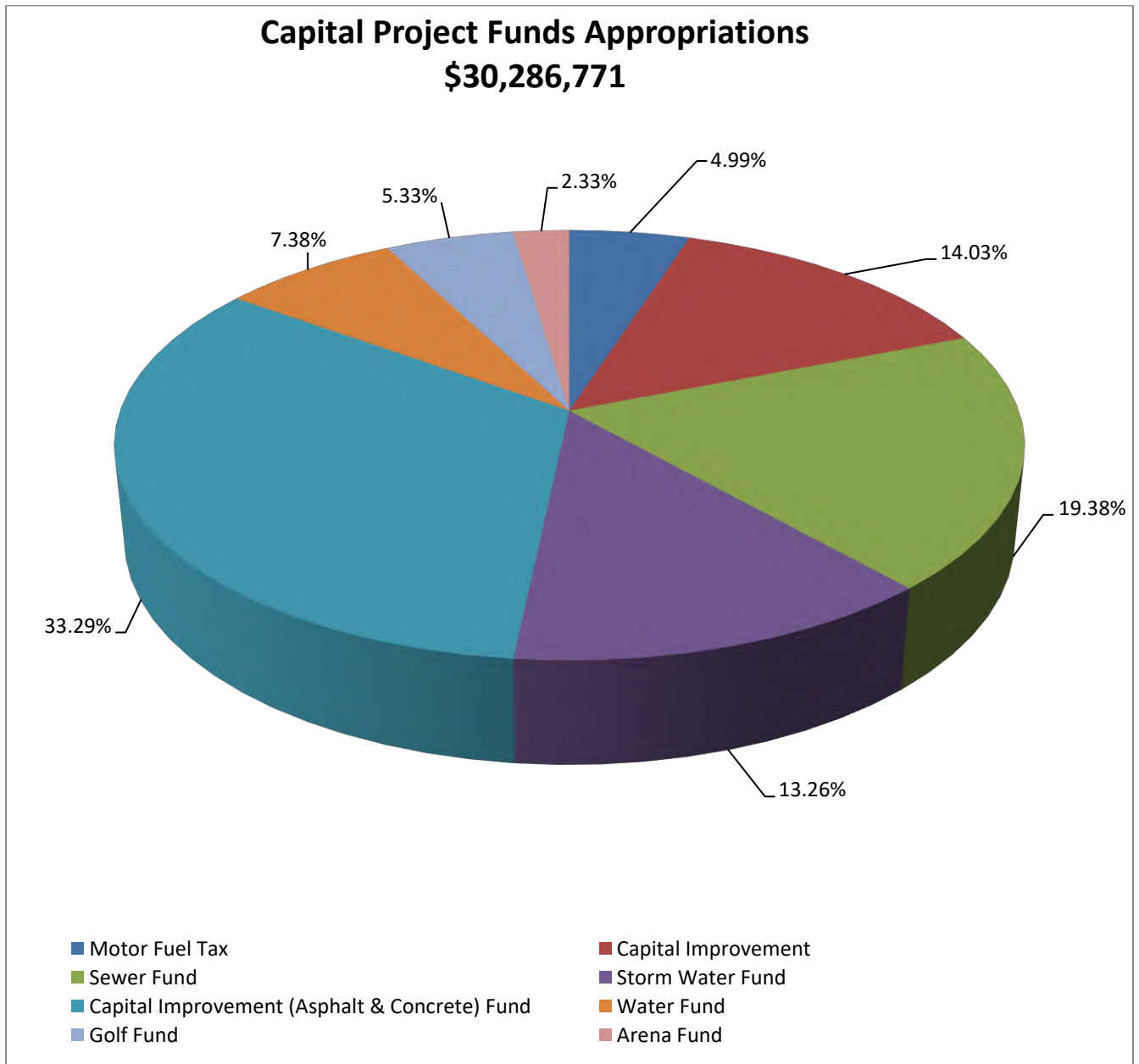
## FY 2025 Capital Projects (All Funds)

### Recommended Funding Sources

	Proposed FY 2025	Type	General Fund	Fund Balance	Gasoline/Diesel Tax (MFT), Local MFT & .25% portion of HR Sales Tax increase	Borrowing/ Bonds	Grants/ Private Funding	Charges for Services
<b>Storm Water Fund</b>								
Valley Sewer (Maizefield) CSO Elimination Phase 1 Design & Land	\$ 80,000	Non-recurring	\$ -	\$ 80,000	\$ -	\$ -	\$ -	\$ -
Hydraulic Modeling	\$ 150,000	Non-recurring	\$ -	\$ 150,000	\$ -	\$ -	\$ -	\$ -
<b>Sub-Total:</b>	<b>\$ 230,000</b>		<b>\$ -</b>	<b>\$ 230,000</b>	<b>\$ -</b>	<b>\$ -</b>	<b>\$ -</b>	<b>\$ -</b>
<b>Unfunded:</b>	<b>\$ -</b>							
<b>Total Storm Water Fund Projects Funded:</b>	<b>\$ 230,000</b>							
<b>Arena Fund</b>								
Replacement of Epoxy Floor Coating	\$ 550,000	Non-recurring	\$ 550,000	\$ -	\$ -	\$ -	\$ -	\$ -
Upgrade Refrigeration in small HVAC Units (Year 1 of 3)	\$ 50,000	Non-Recurring	\$ 50,000	\$ -	\$ -	\$ -	\$ -	\$ -
<b>Sub-Total:</b>	<b>\$ 600,000</b>		<b>\$ 600,000</b>	<b>\$ -</b>	<b>\$ -</b>	<b>\$ -</b>	<b>\$ -</b>	<b>\$ -</b>
<b>Unfunded:</b>	<b>\$ -</b>							
<b>Total Arena Fund Projects Funded:</b>	<b>\$ 600,000</b>							
<b>Subtotal All Funds Projects:</b>	<b>\$ 18,243,300</b>		<b>\$ 6,488,300</b>	<b>\$ 2,670,050</b>	<b>\$ 9,084,950</b>	<b>\$ -</b>	<b>\$ -</b>	<b>\$ -</b>
<b>Total All Funds Projects Unfunded:</b>	<b>\$ -</b>							
<b>Total All Funds Projects Funded:</b>	<b>\$ 18,243,300</b>							

### FY 2026-- Capital Improvement Summary

Proposed in FY 2026 there are thirty-nine capital improvement projects which total \$30,286,771. The listing of projects follows this page.



# City of Bloomington, Illinois

## FY 2026 Capital Projects (All Funds)

### Recommended Funding Sources

	Proposed FY 2026	Type	General Fund	Fund Balance	Gasoline/Diesel Tax (MFT), Local MFT & .25% portion of HR Sales Tax increase	Borrowing/ Bonds	Grants/ Private Funding	Charges for Services
<b>Motor Fuel Tax</b>								
Street Lighting Charges	\$ 500,000	Recurring	\$ -	\$ -	\$ 500,000	\$ -	\$ -	\$ -
IL Route 9 Corridor Improvements (City Share)	\$ 500,000	Non-Recurring	\$ -	\$ -	\$ 500,000	\$ -	\$ -	\$ -
US 150 Corridor Improvements (City Share)	\$ 500,000	Non-Recurring	\$ -	\$ -	\$ 500,000	\$ -	\$ -	\$ -
<b>Sub-Total:</b>	<b>\$ 1,500,000</b>		<b>\$ -</b>	<b>\$ -</b>	<b>\$ 1,500,000</b>	<b>\$ -</b>	<b>\$ -</b>	<b>\$ -</b>
<b>Unfunded:</b>	<b>\$ -</b>							
<b>Total Motor Fuel Tax Projects Funded:</b>	<b>\$ 1,500,000</b>							

### Capital Improvement Fund/General Fund

<b>Police Capital Improvement Projects</b>								
Expansion of Women's Locker Room	\$ 100,000	Non-Recurring	\$ 100,000	\$ -	\$ -	\$ -	\$ -	\$ -
<b>Fire Capital Improvement Projects</b>								
Replacement of Concrete behind #3 Station	\$ 150,000	Non-Recurring	\$ 150,000	\$ -	\$ -	\$ -	\$ -	\$ -
Gate and Fencing Replacement at Station #3	\$ 75,000	Non-Recurring	\$ 75,000	\$ -	\$ -	\$ -	\$ -	\$ -
<b>Facilities Capital Improvement Projects</b>								
Unforeseen Major Facility Repairs	\$ 100,000	Non-Recurring	\$ 100,000	\$ -	\$ -	\$ -	\$ -	\$ -
Public Works Garage Improvements	\$ 50,000	Non-Recurring	\$ 50,000	\$ -	\$ -	\$ -	\$ -	\$ -
Public Works Fleet Improvements	\$ 100,000	Non-Recurring	\$ 100,000	\$ -	\$ -	\$ -	\$ -	\$ -
Public Works Salt Dome Improvements	\$ 25,000	Non-Recurring	\$ 25,000	\$ -	\$ -	\$ -	\$ -	\$ -
Old Engineering Building Improvements	\$ 50,000	Non-Recurring	\$ 50,000	\$ -	\$ -	\$ -	\$ -	\$ -
<b>Parking Capital Improvement Projects</b>								
Bloomington Ice Center/Arena Garage Improvements	\$ 250,000	Non-Recurring	\$ 250,000	\$ -	\$ -	\$ -	\$ -	\$ -
<b>Parks Capital Improvement Projects</b>								
Unforeseen Major Repairs Throughout PRCA Department	\$ 50,000	Recurring	\$ 50,000	\$ -	\$ -	\$ -	\$ -	\$ -
White Oak Playground	\$ 150,000	Non-Recurring	\$ 150,000	\$ -	\$ -	\$ -	\$ -	\$ -
Ewing I Playground	\$ 90,000	Non-Recurring	\$ 90,000	\$ -	\$ -	\$ -	\$ -	\$ -
Miller Park Friendship Bridge Replacement	\$ 1,200,000	Non-Recurring	\$ 1,200,000					
Trail-Along Frontier ROW GE to College to link w/ Tipton Park, add trail along College	\$ 300,000	Non-Recurring	\$ 300,000	\$ -	\$ -	\$ -	\$ -	\$ -
Route 66 Trail Funk's Grove to McLean 4.8 miles, Section 6	\$ 123,300	Non-Recurring	\$ 123,300	\$ -	\$ -	\$ -	\$ -	\$ -
Route 66 Trail-Towanda to Lexington-(Design Phase 1 & 2, Construction & CE)	\$ 13,700	Non-Recurring	\$ 13,700	\$ -	\$ -	\$ -	\$ -	\$ -
Park Maintenance Facility Expansion	\$ 600,000	Non-Recurring	\$ 600,000					
Rock climbing feature at Holiday Pool	\$ 27,000	Non-Recurring	\$ 27,000					
<b>Public Works Capital Improvement Projects</b>								
Public Works Fuel Island 2028 Compliance Design, Land Acquisition, Construction, Construction Observation	\$ 760,000	Non-Recurring	\$ 760,000	\$ -	\$ -	\$ -	\$ -	\$ -
<b>Sub-Total:</b>	<b>\$ 4,214,000</b>		<b>\$ 4,214,000</b>	<b>\$ -</b>	<b>\$ -</b>	<b>\$ -</b>	<b>\$ -</b>	<b>\$ -</b>
<b>Unfunded:</b>								
<b>Total Capital Improvement Fund Projects Funded:</b>	<b>\$ 4,214,000</b>							

## City of Bloomington, Illinois FY 2026 Capital Projects (All Funds)

### Recommended Funding Sources

	Proposed FY 2026	Type	General Fund	Fund Balance	Gasoline/Diesel Tax (MFT), Local MFT & .25% portion of HR Sales Tax increase	Borrowing/ Bonds	Grants/ Private Funding	Charges for Services
<b>Capital Improvement (Asphalt &amp; Concrete) Fund</b>								
<b>Public Works Capital Improvement Fund (Asphalt &amp; Concrete) Projects</b>								
Multi-Year Street & Alley Resurface Program	\$ 7,700,000	Recurring	\$ 2,750,000	\$ 236,265	\$ 4,713,735	\$ -	\$ -	\$ -
Multi-Year Sidewalk Repair Program	\$ 2,000,000	Recurring	\$ -	\$ -	\$ 2,000,000	\$ -	\$ -	\$ -
Multi-Year Street, Alley & Sidewalk Repairs	\$ 300,000	Recurring	\$ -	\$ -	\$ 300,000	\$ -	\$ -	\$ -
<b>Sub-Total:</b>	<b>\$ 10,000,000</b>		<b>\$ 2,750,000</b>	<b>\$ 236,265</b>	<b>\$ 7,013,735</b>	<b>\$ -</b>	<b>\$ -</b>	<b>\$ -</b>
<b>Unfunded:</b>								
<b>Total Capital Improvement Fund (Asphalt &amp; Concrete) Projects Funded:</b>	<b>\$ 10,000,000</b>							

#### Enterprise Fund(s)

##### Water Fund

Locust Colton CSO Elim & WMR, Phase 8, IEPA SRF Loan Expense	\$ 1,990,145	Non-Recurring	\$ -	\$ -	\$ -	\$ 1,990,145	\$ -	\$ -
Locust Colton CSO Elim & WMR, Phase 8, IEPA SRF non-Loan Expense	\$ 73,000	Recurring	\$ -	\$ 73,000	\$ -	\$ -	\$ -	\$ -
Locust Colton CSO Elim & WMR, Phase 8 Land Acquisition	\$ 10,000	Recurring	\$ -	\$ 10,000	\$ -	\$ -	\$ -	\$ -
Multi-Year GIS Consultant Services	\$ 10,000	Recurring	\$ -	\$ 10,000	\$ -	\$ -	\$ -	\$ -
Multi-Year Consultant Leak Detection for Water Loss Prevention	\$ 10,000	Recurring	\$ -	\$ 10,000	\$ -	\$ -	\$ -	\$ -
Reservoir Shoreline/Stream Erosion -Planning	\$ 25,000	Recurring	\$ -	\$ 25,000	\$ -	\$ -	\$ -	\$ -
Reservoir Shoreline/Stream Erosion - Construction	\$ 100,000	Recurring	\$ -	\$ 100,000	\$ -	\$ -	\$ -	\$ -
<b>Sub-Total:</b>	<b>\$ 2,218,145</b>		<b>\$ -</b>	<b>\$ 228,000</b>	<b>\$ -</b>	<b>\$ 1,990,145</b>	<b>\$ -</b>	<b>\$ -</b>
<b>Unfunded:</b>								
<b>Total Water Fund Projects Funded:</b>	<b>\$ 2,218,145</b>							

# City of Bloomington, Illinois

## FY 2026 Capital Projects (All Funds)

### Recommended Funding Sources

	Proposed FY 2026	Type	General Fund	Fund Balance	Gasoline/Diesel Tax (MFT), Local MFT & .25% portion of HR Sales Tax increase	Borrowing/ Bonds	Grants/ Private Funding	Charges for Services
<b>Sewer Fund</b>								
Multi-Year Sanitary Sewer Assessment	\$ 200,000	Recurring	\$ -	\$ 200,000	\$ -	\$ -	\$ -	\$ -
Mutli-Year Sanitary Sewer Rehabilitation	\$ 1,600,000	Recurring	\$ -	\$ 1,600,000	\$ -	\$ -	\$ -	\$ -
Locust Colton CSO Elim & WMR, Phase 8, IEPA SRF Loan Expense	\$ 1,552,313	Non-Recurring	\$ -	\$ -	\$ -	\$ 1,552,313	\$ -	\$ -
Locust Colton CSO Elim & WMR, Phase 8, IEPA SRF non-Loan Expense	\$ 65,000	Non-Recurring	\$ -	\$ 65,000	\$ -	\$ -	\$ -	\$ -
Locust Colton CSO Elim & WMR, Phase 8, Land Acquisiton	\$ 5,000	Non-Recurring	\$ -	\$ 5,000	\$ -	\$ -	\$ -	\$ -
Valley Sewer (Maizefield) CSO Elimination Phase 1 Construction	\$ 360,000	Non-Recurring	\$ -	\$ 360,000	\$ -	\$ -	\$ -	\$ -
Strawberry Road Sewer Improvements	\$ 40,000	Non-Recurring	\$ -	\$ 40,000	\$ -	\$ -	\$ -	\$ -
East Street Basin Phase 2 Construction	\$ 2,000,000	Non-Recurring	\$ -	\$ -	\$ -	\$ 2,000,000	\$ -	\$ -
<b>Sub-Total:</b>	<b>\$ 5,822,313</b>		<b>\$ -</b>	<b>\$ 2,270,000</b>	<b>\$ -</b>	<b>\$ 3,552,313</b>	<b>\$ -</b>	<b>\$ -</b>
<b>Unfunded:</b>								
<b>Total Sewer Fund Projects Funded:</b>	<b>\$ 5,822,313</b>							
<b>Storm Water Fund</b>								
Locust Colton CSO Elim & WMR, Phase 8, IEPA SRF Loan Expense	\$ 1,552,313	Non-Recurring	\$ -	\$ -	\$ -	\$ 1,552,313	\$ -	\$ -
Locust Colton CSO Elim & WMR, Phase 8, IEPA SRF non-Loan Expense	\$ 65,000	Non-Recurring	\$ -	\$ 65,000	\$ -	\$ -	\$ -	\$ -
Locust Colton CSO Elim & WMR, Phase 8, Land Acquisiton	\$ 5,000	Non-Recurring	\$ -	\$ 5,000	\$ -	\$ -	\$ -	\$ -
Valley Sewer (Maizefield) CSO Elimination Phase 1 Construction	\$ 360,000	Non-Recurring	\$ -	\$ 360,000	\$ -	\$ -	\$ -	\$ -
East Street Basin Phase 2 Construction	\$ 2,000,000	Non-Recurring	\$ -	\$ -	\$ -	\$ 2,000,000	\$ -	\$ -
<b>Sub-Total:</b>	<b>\$ 3,982,313</b>		<b>\$ -</b>	<b>\$ 430,000</b>	<b>\$ -</b>	<b>\$ 3,552,313</b>	<b>\$ -</b>	<b>\$ -</b>
<b>Unfunded:</b>	<b>\$ -</b>							
<b>Total Storm Water Fund Projects Funded:</b>	<b>\$ 3,982,313</b>							
<b>Golf Fund</b>								
Highland Park Irrigation System, Maintenance Shed and Grey Water Construction	\$ 1,600,000	Non-Recurring	\$ 1,600,000	\$ -	\$ -	\$ -	\$ -	\$ -
<b>Sub-Total:</b>	<b>\$ 1,600,000</b>		<b>\$ 1,600,000</b>	<b>\$ -</b>	<b>\$ -</b>	<b>\$ -</b>	<b>\$ -</b>	<b>\$ -</b>
<b>Unfunded:</b>	<b>\$ -</b>							
<b>Total Golf Fund Projects:</b>	<b>\$ 1,600,000</b>							
<b>Abraham Lincoln Parking Fund</b>								
Abraham Lincoln Garage LED Lighting Upgrade	\$ 250,000	Non-Recurring	\$ 250,000	\$ -	\$ -	\$ -	\$ -	\$ -
<b>Sub-Total:</b>	<b>\$ 250,000</b>		<b>\$ 250,000</b>	<b>\$ -</b>	<b>\$ -</b>	<b>\$ -</b>	<b>\$ -</b>	<b>\$ -</b>
<b>Unfunded:</b>	<b>\$ -</b>							
<b>Total Abraham Lincoln Parking Fund Projects Funded:</b>	<b>\$ 250,000</b>							

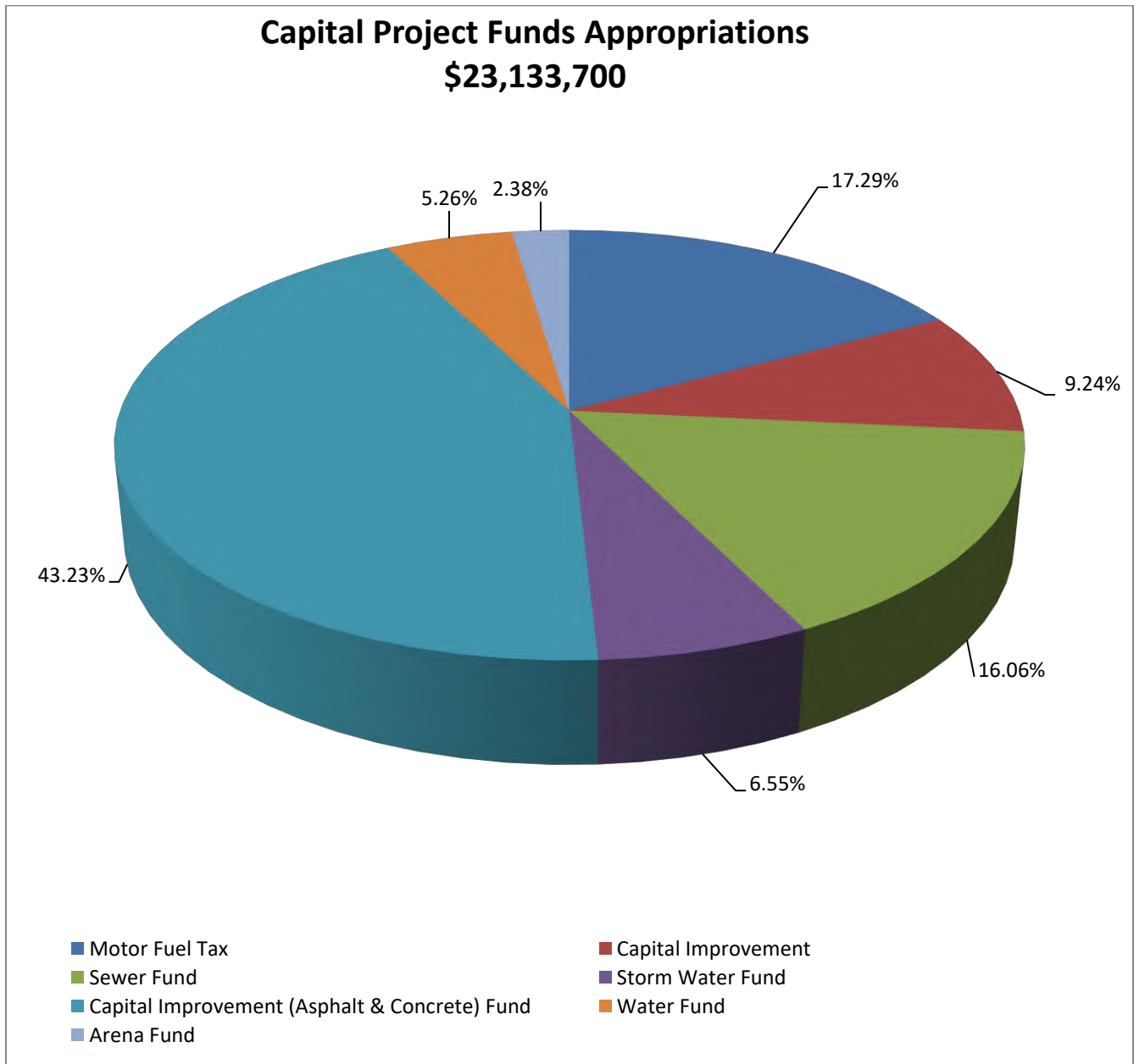
## City of Bloomington, Illinois FY 2026 Capital Projects (All Funds)

### Recommended Funding Sources

	Proposed FY 2026	Type	General Fund	Fund Balance	Gasoline/Diesel Tax (MFT), Local MFT & .25% portion of HR Sales Tax increase	Borrowing/ Bonds	Grants/ Private Funding	Charges for Services
<b>Arena Fund</b>								
Roof Replacement	\$ 500,000	Non-recurring	\$ 500,000	\$ -	\$ -	\$ -	\$ -	\$ -
Upgrade Refrigeration in small HVAC Units (year 2 of 3)	\$ 50,000	Non-recurring	\$ 50,000	\$ -	\$ -	\$ -	\$ -	\$ -
Bathroom Renovations on Concourse & Suite Levels	\$ 150,000	Non-recurring	\$ 150,000	\$ -	\$ -	\$ -	\$ -	\$ -
<b>Sub-Total:</b>	<b>\$ 700,000</b>		<b>\$ 700,000</b>	<b>\$ -</b>	<b>\$ -</b>	<b>\$ -</b>	<b>\$ -</b>	<b>\$ -</b>
<b>Unfunded:</b>	<b>\$ -</b>							
<b>Total Arena Fund Projects Funded:</b>	<b>\$ 700,000</b>							
<b>Subtotal All Funds Projects:</b>	<b>\$ 30,286,771</b>		<b>\$ 9,514,000</b>	<b>\$ 3,164,265</b>	<b>\$ 8,513,735</b>	<b>\$ 9,094,771</b>	<b>\$ -</b>	<b>\$ -</b>
<b>Total All Funds Projects Unfunded:</b>	<b>\$ -</b>							
<b>Total All Funds Projects Funded:</b>	<b>\$ 30,286,771</b>							

### FY 2027-- Capital Improvement Summary

Proposed in FY 2027 there are twenty-six capital improvement projects which total \$23,133,700. The listing of projects follows this page.



# City of Bloomington, Illinois

## FY 2027 Capital Projects (All Funds)

### Recommended Funding Sources

	Proposed FY 2027	Type	General Fund	Fund Balance	Gasoline/Diesel Tax (MFT), Local MFT & .25% portion of HR Sales Tax Increase	Borrowing/ Bonds	Grants/ Private Funding	Charges for Services
<b>Motor Fuel Tax</b>								
Street Lighting Charges	\$ 500,000	Recurring	\$ -	\$ -	\$ 500,000	\$ -	\$ -	\$ -
Cottage Avenue Bridge Replacement Construction	\$ 2,500,000	Non-Recurring	\$ -	\$ -	\$ 2,500,000	\$ -	\$ -	\$ -
US 51 Business Corridor - Olive to Division (City Share)	\$ 1,000,000	Non-Recurring	\$ -	\$ 1,000,000	\$ -	\$ -	\$ -	\$ -
<b>Sub-Total:</b>	<b>\$ 4,000,000</b>		<b>\$ -</b>	<b>\$ 1,000,000</b>	<b>\$ 3,000,000</b>	<b>\$ -</b>	<b>\$ -</b>	<b>\$ -</b>
<b>Unfunded:</b>	<b>\$ -</b>							
<b>Total Motor Fuel Tax Projects Funded:</b>	<b>\$ 4,000,000</b>							

### Capital Improvement Fund/General Fund

<b>Facilities Capital Improvement Projects</b>								
Unforeseen Major Facility Repairs	\$ 100,000	Non-Recurring	\$ 100,000	\$ -	\$ -	\$ -	\$ -	\$ -
Public Works Garage Improvements	\$ 100,000	Non-Recurring	\$ 100,000	\$ -	\$ -	\$ -	\$ -	\$ -
Public Works Fleet Improvements	\$ 50,000	Non-Recurring	\$ 50,000	\$ -	\$ -	\$ -	\$ -	\$ -
Public Works Salt Dome Improvements	\$ 25,000	Non-Recurring	\$ 25,000	\$ -	\$ -	\$ -	\$ -	\$ -
Old Engineering Building Improvements	\$ 50,000	Non-Recurring	\$ 50,000	\$ -	\$ -	\$ -	\$ -	\$ -
<b>Parking Capital Improvement Projects</b>								
Bloomington Ice Center/Arena Garage LED Lighting Upgrade	\$ 200,000	Non-Recurring	\$ 200,000	\$ -	\$ -	\$ -	\$ -	\$ -
<b>Parks Capital Improvement Projects</b>								
Unforeseen Major Repairs Throughout PRCA Department	\$ 50,000	Recurring	\$ 50,000	\$ -	\$ -	\$ -	\$ -	\$ -
Buck Mann Park Playground	\$ 50,000	Non-Recurring	\$ 50,000	\$ -	\$ -	\$ -	\$ -	\$ -
Route 66 Trail-Towanda to Lexington-(Design Phase 1 & 2, Construction & CE)	\$ 13,700	Non-Recurring	\$ 13,700	\$ -	\$ -	\$ -	\$ -	\$ -
O'Neil Park Phase 2 - Trail, Pickleball, Basketball, Tennis Courts	\$ 1,500,000	Non-Recurring	\$ 1,500,000	\$ -	\$ -	\$ -	\$ -	\$ -
<b>Sub-Total:</b>	<b>\$ 2,138,700</b>		<b>\$ 2,138,700</b>	<b>\$ -</b>	<b>\$ -</b>	<b>\$ -</b>	<b>\$ -</b>	<b>\$ -</b>
<b>Unfunded:</b>								
<b>Total Capital Improvement Fund Projects Funded:</b>	<b>\$ 2,138,700</b>							
<b>Capital Improvement (Asphalt &amp; Concrete) Fund</b>								
<b>Public Works Capital Improvement Fund (Asphalt &amp; Concrete)</b>								
<b>Projects</b>								
Multi-Year Street & Alley Resurface Program	\$ 7,700,000	Recurring	\$ 2,750,000	\$ 207,192	\$ 4,742,808	\$ -	\$ -	\$ -
Multi-Year Sidewalk Repair Program	\$ 2,000,000	Recurring	\$ -	\$ -	\$ 2,000,000	\$ -	\$ -	\$ -
Multi-Year Street, Alley & Sidewalk Repairs	\$ 300,000	Recurring	\$ -	\$ -	\$ 300,000	\$ -	\$ -	\$ -
<b>Sub-Total:</b>	<b>\$ 10,000,000</b>		<b>\$ 2,750,000</b>	<b>\$ 207,192</b>	<b>\$ 7,042,808</b>	<b>\$ -</b>	<b>\$ -</b>	<b>\$ -</b>
<b>Unfunded:</b>								
<b>Total Capital Improvement Fund (Asphalt &amp; Concrete) Projects Funded:</b>	<b>\$ 10,000,000</b>							



## City of Bloomington, Illinois FY 2027 Capital Projects (All Funds)

### Recommended Funding Sources

	Proposed FY 2027	Type	General Fund	Fund Balance	Gasoline/Diesel Tax (MFT), Local MFT & .25% portion of HR Sales Tax increase	Borrowing/ Bonds	Grants/ Private Funding	Charges for Services
--	---------------------	------	-----------------	-----------------	---	---------------------	----------------------------	-------------------------

**Enterprise Fund(s)  
Water Fund**

Locust Colton CSO Elim & WMR, Phase 9, IEPA SRF Loan Expense	\$ 1,020,224	Non-Recurring	\$ -	\$ -	\$ -	\$ 1,020,224	\$ -	\$ -
Locust Colton CSO Elim & WMR, Phase 9, IEPA SRF non-Loan Expense	\$ 41,000	Non-Recurring	\$ -	\$ 41,000	\$ -	\$ -	\$ -	\$ -
Locust Colton CSO Elim & WMR, Phase 9 Land Acquisition	\$ 10,000	Non-Recurring	\$ -	\$ 10,000	\$ -	\$ -	\$ -	\$ -
Multi-Year GIS Consultant Services	\$ 10,000	Recurring	\$ -	\$ 10,000	\$ -	\$ -	\$ -	\$ -
Multi-Year Consultant Leak Detection for Water Loss Prevention	\$ 10,000	Recurring	\$ -	\$ 10,000	\$ -	\$ -	\$ -	\$ -
Reservoir Shoreline/Stream Erosion -Planning	\$ 25,000	Recurring	\$ -	\$ 25,000	\$ -	\$ -	\$ -	\$ -
Reservoir Shoreline/Stream Erosion - Construction	\$ 100,000	Recurring	\$ -	\$ 100,000	\$ -	\$ -	\$ -	\$ -
<b>Sub-Total:</b>	<b>\$ 1,216,224</b>			<b>\$ 196,000</b>	<b>\$ -</b>	<b>\$ 1,020,224</b>	<b>\$ -</b>	<b>\$ -</b>
<b>Unfunded:</b>								
<b>Total Water Fund Projects Funded:</b>	<b>\$ 1,216,224</b>							

**Sewer Fund**

Multi-Year Sanitary Sewer Assessment	\$ 200,000	Recurring	\$ -	\$ 200,000	\$ -	\$ -	\$ -	\$ -
Multi-Year Sanitary Sewer Rehabilitation	\$ 1,600,000	Recurring	\$ -	\$ 1,600,000	\$ -	\$ -	\$ -	\$ -
Locust Colton CSO Elim & WMR, Phase 9, IEPA SRF Loan Expense	\$ 1,409,388	Non-Recurring	\$ -	\$ -	\$ -	\$ 1,409,388	\$ -	\$ -
Locust Colton CSO Elim & WMR, Phase 9, Land Acquisition	\$ 5,000	Non-Recurring	\$ -	\$ 5,000	\$ -	\$ -	\$ -	\$ -
Locust Colton CSO Elim & WMR, Phase 9, IEPA SRF non-Loan Expense	\$ 60,000	Non-Recurring	\$ -	\$ 60,000	\$ -	\$ -	\$ -	\$ -
Strawberry Road Sewer Improvements	\$ 400,000	Non-Recurring	\$ -	\$ 400,000	\$ -	\$ -	\$ -	\$ -
Valley Sewer (Maizefield) CSO Elimination Phase 2 Design	\$ 40,000	Non-Recurring	\$ -	\$ 40,000	\$ -	\$ -	\$ -	\$ -
<b>Sub-Total:</b>	<b>\$ 3,714,388</b>		<b>\$ -</b>	<b>\$ 2,305,000</b>	<b>\$ -</b>	<b>\$ 1,409,388</b>	<b>\$ -</b>	<b>\$ -</b>
<b>Unfunded:</b>								
<b>Total Sewer Fund Projects Funded:</b>	<b>\$ 3,714,388</b>							

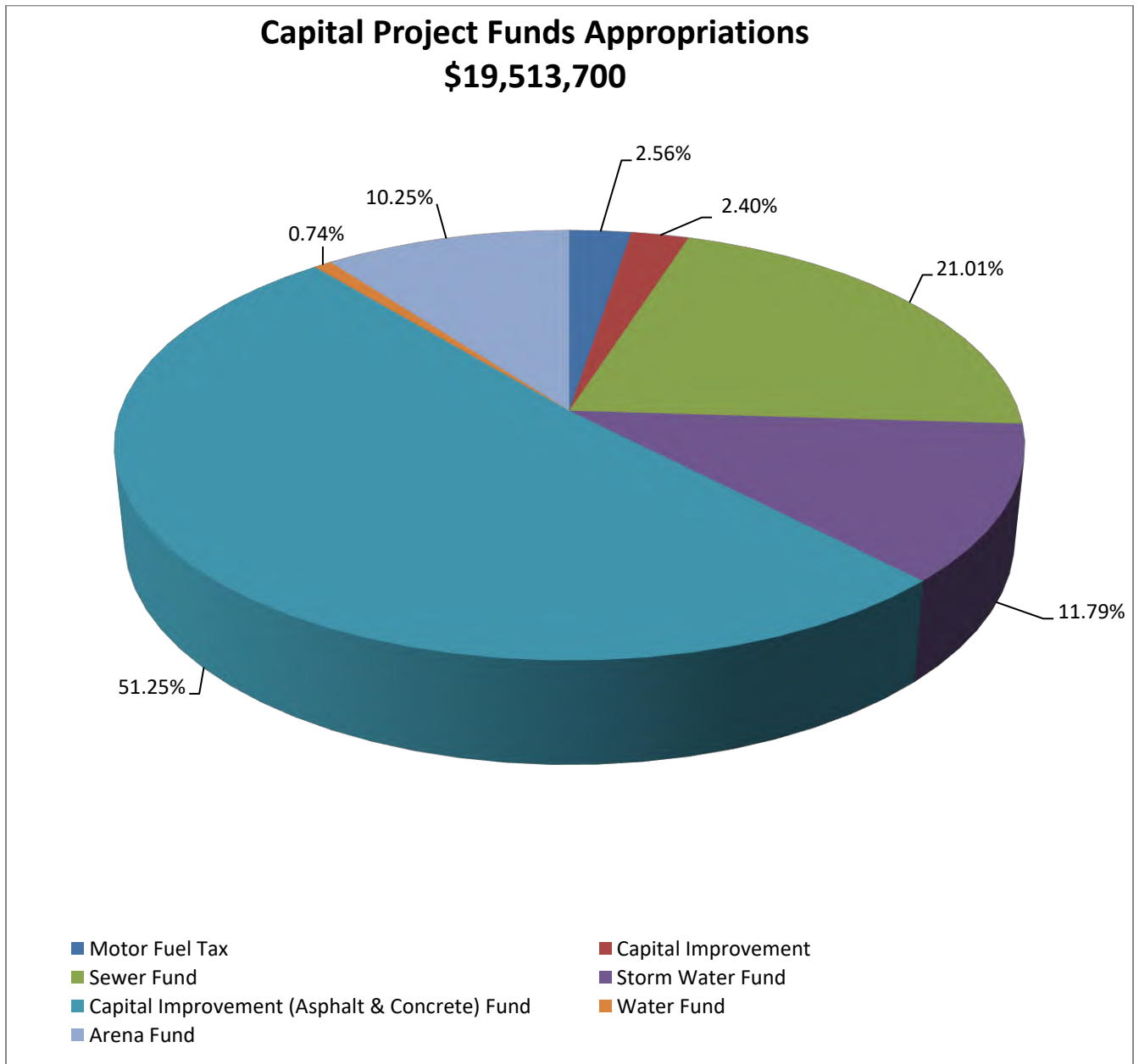
## City of Bloomington, Illinois FY 2027 Capital Projects (All Funds)

### Recommended Funding Sources

	Proposed FY 2027	Type	General Fund	Fund Balance	Gasoline/Diesel Tax (MFT), Local MFT & .25% portion of HR Sales Tax increase	Borrowing/ Bonds	Grants/ Private Funding	Charges for Services
<b>Storm Water Fund</b>								
Locust Colton CSO Elim & WMR, Phase 9, IEPA SRF Loan Expense	\$ 1,409,388	Non-Recurring	\$ -	\$ -	\$ -	\$ 1,409,388	\$ -	\$ -
Locust Colton CSO Elim & WMR, Phase 9, Land Acquisition	\$ 5,000	Non-Recurring	\$ -	\$ 5,000	\$ -	\$ -	\$ -	\$ -
Locust Colton CSO Elim & WMR, Phase 9, IEPA SRF non-Loan Expense	\$ 60,000	Non-Recurring	\$ -	\$ 60,000	\$ -	\$ -	\$ -	\$ -
Valley Sewer (Maizefield) CSO Elimination Phase 2 Design	\$ 40,000	Non-Recurring	\$ -	\$ 40,000	\$ -	\$ -	\$ -	\$ -
<b>Sub-Total:</b>	<b>\$ 1,514,388</b>		<b>\$ -</b>	<b>\$ 105,000</b>	<b>\$ -</b>	<b>\$ 1,409,388</b>	<b>\$ -</b>	<b>\$ -</b>
<b>Unfunded:</b>	<b>\$ -</b>							
<b>Total Storm Water Fund Projects Funded:</b>	<b>\$ 1,514,388</b>							
<b>Arena Fund</b>								
Upgrade Refrigeration in small HVAC Units (Year 3 of 3)	\$ 50,000	Non-recurring	\$ 50,000	\$ -	\$ -	\$ -	\$ -	\$ -
Exterior Painting of Arena and Trim	\$ 500,000	Non-recurring	\$ 500,000	\$ -	\$ -	\$ -	\$ -	\$ -
<b>Sub-Total:</b>	<b>\$ 550,000</b>		<b>\$ 550,000</b>	<b>\$ -</b>	<b>\$ -</b>	<b>\$ -</b>	<b>\$ -</b>	<b>\$ -</b>
<b>Unfunded:</b>	<b>\$ -</b>							
<b>Total Arena Fund Projects Funded:</b>	<b>\$ 550,000</b>							
<b>Subtotal All Funds Projects:</b>	<b>\$ 23,133,700</b>		<b>\$ 5,438,700</b>	<b>\$ 3,813,192</b>	<b>\$ 10,042,808</b>	<b>\$ 3,839,000</b>	<b>\$ -</b>	<b>\$ -</b>
<b>Total All Funds Projects Unfunded:</b>	<b>\$ -</b>							
<b>Total All Funds Projects Funded:</b>	<b>\$ 23,133,700</b>							

### FY 2028-- Capital Improvement Summary

Proposed in FY 2028 there are eighteen capital improvement projects which total \$19,513,700. The listing of projects follows this page.



# City of Bloomington, Illinois

## FY 2028 Capital Projects (All Funds)

### Recommended Funding Sources

	Proposed FY 2028	Type	General Fund	Fund Balance	Gasoline/Diesel Tax (MFT), Local MFT & .25% portion of HR Sales Tax increase	Borrowing/ Bonds	Grants/ Private Funding	Charges for Services
<b>Motor Fuel Tax</b>								
Street Lighting Charges	\$ 500,000	Recurring	\$ -	\$ -	\$ 500,000	\$ -	\$ -	\$ -
<b>Sub-Total:</b>	<b>\$ 500,000</b>		<b>\$ -</b>	<b>\$ -</b>	<b>\$ 500,000</b>	<b>\$ -</b>	<b>\$ -</b>	<b>\$ -</b>
<b>Unfunded:</b>	<b>\$ -</b>							
<b>Total Motor Fuel Tax Projects Funded:</b>	<b>\$ 500,000</b>							

### Capital Improvement Fund/General Fund

<b>Facilities Capital Improvement Projects</b>				\$ -	\$ -	\$ -	\$ -	\$ -
Unforeseen Major Facility Repairs	\$ 100,000	Non-Recurring	\$ 100,000	\$ -	\$ -	\$ -	\$ -	\$ -
<b>Parks Capital Improvement Projects</b>								
Unforeseen Major Repairs Throughout PRCA Department	\$ 50,000	Recurring	\$ 50,000	\$ -	\$ -	\$ -	\$ -	\$ -
Westwood Park Playground	\$ 55,000	Non-Recurring	\$ 55,000	\$ -	\$ -	\$ -	\$ -	\$ -
Trail-Croxton to Lincoln, along old rail line	\$ 100,000	Non-Recurring	\$ 100,000	\$ -	\$ -	\$ -	\$ -	\$ -
Trail-Bunn west to RR tracks along Lincoln	\$ 150,000	Non-Recurring	\$ 150,000					
Route 66 Trail-Towanda to Lexington-(Design Phase 1 & 2, Construction & CE)	\$ 13,700	Non-Recurring	\$ 13,700	\$ -	\$ -	\$ -	\$ -	\$ -
<b>Sub-Total:</b>	<b>\$ 468,700</b>		<b>\$ 468,700</b>	<b>\$ -</b>	<b>\$ -</b>	<b>\$ -</b>	<b>\$ -</b>	<b>\$ -</b>
<b>Unfunded:</b>								
<b>Total Capital Improvement Fund Projects Funded:</b>	<b>\$ 468,700</b>							
<b>Capital Improvement (Asphalt &amp; Concrete) Fund</b>								
<b>Public Works Capital Improvement Fund (Asphalt &amp; Concrete) Projects</b>								
Multi-Year Street & Alley Resurface Program	\$ 7,700,000	Recurring	\$ 2,750,000	\$ 177,829	\$ 4,772,171	\$ -	\$ -	\$ -
Multi-Year Sidewalk Repair Program	\$ 2,000,000	Recurring	\$ -	\$ -	\$ 2,000,000	\$ -	\$ -	\$ -
Multi-Year Street, Alley & Sidewalk Repairs	\$ 300,000	Recurring	\$ -	\$ -	\$ 300,000	\$ -	\$ -	\$ -
<b>Sub-Total:</b>	<b>\$ 10,000,000</b>		<b>\$ 2,750,000</b>	<b>\$ 177,829</b>	<b>\$ 7,072,171</b>	<b>\$ -</b>	<b>\$ -</b>	<b>\$ -</b>
<b>Unfunded:</b>								
<b>Total Capital Improvement Fund (Asphalt &amp; Concrete) Projects Funded:</b>	<b>\$ 10,000,000</b>							

# City of Bloomington, Illinois

## FY 2028 Capital Projects (All Funds)

### Recommended Funding Sources

Proposed FY 2028	Type	General Fund	Fund Balance	Gasoline/Diesel Tax (MFT), Local MFT & .25% portion of HR Sales Tax increase	Borrowing/ Bonds	Grants/ Private Funding	Charges for Services
---------------------	------	-----------------	-----------------	---	---------------------	----------------------------	-------------------------

#### Enterprise Fund(s) Water Fund

Multi-Year GIS Consultant Services	\$ 10,000	Recurring	\$ -	\$ 10,000	\$ -	\$ -	\$ -	\$ -
Multi-Year Consultant Leak Detection for Water Loss Prevention	\$ 10,000	Recurring	\$ -	\$ 10,000	\$ -	\$ -	\$ -	\$ -
Reservoir Shoreline/Stream Erosion -Planning	\$ 25,000	Recurring	\$ -	\$ 25,000	\$ -	\$ -	\$ -	\$ -
Reservoir Shoreline/Stream Erosion - Construction	\$ 100,000	Recurring	\$ -	\$ 100,000	\$ -	\$ -	\$ -	\$ -
<b>Sub-Total:</b>	<b>\$ 145,000</b>			<b>\$ 145,000</b>	<b>\$ -</b>	<b>\$ -</b>	<b>\$ -</b>	<b>\$ -</b>
<b>Unfunded:</b>								
<b>Total Water Fund Projects Funded:</b>	<b>\$ 145,000</b>							

#### Sewer Fund

Multi-Year Sanitary Sewer Assessment	\$ 200,000	Recurring	\$ -	\$ 200,000	\$ -	\$ -	\$ -	\$ -
Mutli-Year Sanitary Sewer Rehabilitation	\$ 1,600,000	Recurring	\$ -	\$ 1,600,000	\$ -	\$ -	\$ -	\$ -
Valley Sewer (Maizefield) CSO Elimination Phase 2 Construction	\$ 300,000	Non-Recurring	\$ -	\$ 300,000	\$ -	\$ -	\$ -	\$ -
East Street Basin Phase 3 Construction	\$ 2,000,000	Non-Recurring	\$ -	\$ -	\$ -	\$ 2,000,000	\$ -	\$ -
<b>Sub-Total:</b>	<b>\$ 4,100,000</b>		<b>\$ -</b>	<b>\$ 2,100,000</b>	<b>\$ -</b>	<b>\$ 2,000,000</b>	<b>\$ -</b>	<b>\$ -</b>
<b>Unfunded:</b>								
<b>Total Sewer Fund Projects Funded:</b>	<b>\$ 4,100,000</b>							

#### Storm Water Fund

Valley Sewer (Maizefield) CSO Elimination Phase 2 Construction	\$ 300,000	Non-Recurring	\$ -	\$ 300,000	\$ -	\$ -	\$ -	\$ -
East Street Basin Phase 3 Construction	\$ 2,000,000	Non-Recurring	\$ -	\$ -	\$ -	\$ 2,000,000	\$ -	\$ -
<b>Sub-Total:</b>	<b>\$ 2,300,000</b>		<b>\$ -</b>	<b>\$ 300,000</b>	<b>\$ -</b>	<b>\$ 2,000,000</b>	<b>\$ -</b>	<b>\$ -</b>
<b>Unfunded:</b>	<b>\$ -</b>							
<b>Total Storm Water Fund Projects Funded:</b>	<b>\$ 2,300,000</b>							

<b>Arena</b>								
Ice Plant Replacement	\$ 2,000,000	Non-Recurring	\$ 2,000,000	\$ -	\$ -	\$ -	\$ -	\$ -
<b>Sub-Total:</b>	<b>\$ 2,000,000</b>		<b>\$ 2,000,000</b>	<b>\$ -</b>	<b>\$ -</b>	<b>\$ -</b>	<b>\$ -</b>	<b>\$ -</b>
<b>Unfunded:</b>	<b>\$ -</b>							
<b>Total Arena Fund Projects Funded:</b>	<b>\$ 2,000,000</b>							
<b>Subtotal All Funds Projects:</b>	<b>\$ 19,513,700</b>		<b>\$ 5,218,700</b>	<b>\$ 2,722,829</b>	<b>\$ 7,572,171</b>	<b>\$ 4,000,000</b>	<b>\$ -</b>	<b>\$ -</b>
<b>Total All Funds Projects Unfunded:</b>	<b>\$ -</b>							
<b>Total All Funds Projects Funded:</b>	<b>\$ 19,513,700</b>							

This page intentionally left blank



# APPENDIX



## APPENDIX

- Budget Glossary

## CITY OF BLOOMINGTON BUDGET GLOSSARY

The Budget contains specialized and technical terminology that is unique to public finance and budgeting. To assist the reader of the Budget document in understanding these terms, a budget glossary has been included in the document.

### \*\*\*A\*\*\*

ACTUAL - The actual figures in the budget document are year-end actual totals for the fiscal year preceding the budget year.

APPROPRIATION - A legal authorization made by the City Council, which permits the City officials to incur obligations and to make expenditures of resources for a specific purpose.

ASSESSED VALUATION - A value established for real or personal property for use as a basis for levying property taxes.

AUDIT - A comprehensive investigation of the way the government's resources was utilized. A financial audit is a review of the accounting system and financial information to determine how government funds were spent and whether expenditures followed the legislative body's appropriations. A performance audit consists of a review of how well the government met its stated goals.

### \*\*\*B\*\*\*

BCPA - Bloomington Center for Performing Arts Center is a 1,500-seat venue for arts performances, shows. This venue has a space to rent for outside agencies for weddings, receptions, pancake breakfast, etc.

BOND - A written promise to pay a sum of money on a specific date at a specified interest rate. The interest payments and the repayments of the principal are detailed in a bond ordinance. The most common types of bonds are general obligation (G.O.) and revenue (Water/Sewer) bonds. These are most frequently used for construction for large capital projects, such as buildings, streets and bridges.

BUDGET - A financial plan for a specified period (fiscal year) that matches all planned revenues and expenditures with various municipal services.

BUDGET AMENDMENT - A legal procedure utilized by the City staff and City Council to revise a budget appropriation. This can be done at any time during the year by action of the City Council.

BUDGET DOCUMENT - The instrument used by the budget-making authority to present a comprehensive financial program to the City Council.

BUDGET ORDINANCE - Ordinance appropriating funds for a specific fiscal year.

BUDGETED FUNDS - Funds that are planned for certain uses but have not been formally or legally appropriated by the legislative body. The budget document that is submitted for Council approval is composed of budgeted funds.

BUDGETARY CONTROL - The control or management of a governmental unit or enterprise in accordance with an approved budget for the purpose of keeping expenditures within the limitations of available appropriations and available revenues.



\*\*\*C\*\*\*

CAPITAL IMPROVEMENT - A nonrecurring project including, but not limited to, construction of, and major alterations, remodeling or repair of physical facilities, buildings, structures, streets and highways, storm and sanitary sewers, fixed equipment and landscaping.

CAPITAL IMPROVEMENT PROGRAM - A plan for capital expenditures to provide long-lasting physical improvements to be incurred over a fixed period of several future years.

CASH ACCOUNTING - A basis of accounting in which transactions are recorded when cash is either received or expended for goods and services.

COMMODITIES - Items that, after use, are consumed or show a material change in, or an appreciable impairment, of their physical condition, and which are generally of limited value and characterized by rapid depreciation.

COMMUNITY DEVELOPMENT BLOCK GRANT (CDBG) - An entitlement grant from the U.S. Department of Housing and Urban Development (HUD) to assist the low and moderate-income persons of the City in targeted neighborhoods.

CONTRACTUAL SERVICES - Services provided by another individual, (not on City payroll) agency, or private firm.

\*\*\*D\*\*\*

DEBT SERVICE - Includes principal and interest payments and handling charges on general obligation bonds, revenue bonds, special assessment bonds and notes.

DEPARTMENT - A major organizational unit of the City which has been assigned overall management responsibility for an operation or a group of related operations within a functional area.

DELINQUENT TAXES - Taxes that remain unpaid on which a penalty for non-payment is attached.

DEPRECIATION - The process of estimating and recording the lost usefulness, expired useful life or diminution of service from a fixed asset that cannot or will not be restored by repair and will be replaced. The cost of the fixed asset's lost usefulness is the depreciation of the cost to reserve in order to replace the item at the end of its useful life.

\*\*\*E\*\*\*

EAP - Employee Assistance Program.

ENCUMBRANCES - These are obligations in the form of purchase orders, general encumbrances or contracts, which are chargeable to an appropriation and for which a part of the appropriation is reserved. The use of encumbrances is designed to prevent overspending and permits officials to be certain of how much money is available for new commitments.

ENTERPRISE FUND - A governmental accounting fund in which the services provided are financed and operated similarly to those of a private business. The rate schedules for these services are established to ensure that revenues are adequate to meet all necessary expenditures. Enterprise funds in Bloomington are established for services such as water, sewer, parking, solid waste and golf.

ESTIMATE - Revenue and expenditure estimates for the current fiscal year, which are developed as part of the budget preparation process.

ESTIMATED REVENUE - The amount of projected revenue to be collected during the fiscal year. The amount of revenue appropriated is the amount approved by Council.

EXPENDITURE - This term refers to the outflow of funds paid or to be paid for an asset obtained or goods and services obtained regardless of when the expense is actually paid. This term applies to all funds. (Note: An encumbrance is not expenditure. An encumbrance reserves funds to be expended).

EXPENSES - Charges incurred, whether paid immediately or unpaid, for operation, maintenance, interest and other charges.

\*\*\*F\*\*\*

FHWA – Federal Highway Administration.

FISCAL YEAR - The time period designated by the City signifying the beginning and ending period for recording financial transactions. The City of Bloomington's has a fiscal year of May 1st through April 30th.

FIXED ASSETS - Assets of long-term character, which are intended to continue to be held or used, such as land, buildings, machinery, furniture and other equipment.

FOIA - The Freedom of Information Act (FOIA) is a United States federal law that grants the public access to information possessed by government agencies. Upon written request, U.S. government agencies are required to release information unless it falls under one of nine exemptions listed in the Act.

FUND - An accounting entity that has a set of self-balancing accounts and that records all financial transactions for specific activities or government functions. Eight commonly used funds in public accounting are: General Fund, Special Revenue Funds, Debt Service Funds, Capital Project Funds, Enterprise Funds, Trust and Agency Funds, Internal Service Funds, and Special Assessment Funds.

FUND BALANCE - The excess of assets over liabilities and is, therefore, also known as surplus funds.

\*\*\*G\*\*\*

GFOA - Government Finance Officers Association.

GENERAL FUND - The largest fund within the City, the General Fund accounts for most of the financial resources of the government. General Fund revenues include property taxes, local taxes, licenses and permits, service charges, and other types of revenue. This fund includes most of the basic operating functions such as fire and police protection, finance, inspection, public works, parks and recreation, and general administration.

GENERAL OBLIGATION BONDS (G.O.) - Bonds that finance a variety of public projects such as streets, buildings, and improvements; the repayment of these bonds is usually made from the General Fund, and these bonds are backed by the full faith and credit of the issuing government.

GIS – Geographic Information System

GRANT - A contribution by a government or other organization to support a particular function. Grants may be classified as either categorical or block depending upon the amount of discretion allowed the grantee.

\*\*\*H\*\*\*

HOME-RULE MUNICIPALITY - A home-rule unit may exercise any power and perform any function pertaining to its government and affairs including but not limited to the power to regulate for the protection of the public health, safety, morals and welfare; to license; to tax; and to incur debt. The City of Bloomington is a home-rule municipality.

HUD – U.S. Department of Housing and Urban Development.

\*\*\*I\*\*\*

IDOT - Illinois Department of Transportation.

IEPA - Illinois Environmental Protection Agency.

IMRF - Illinois Municipal Retirement Fund. Retirement system established for municipal employees in the State of Illinois.

INFRASTRUCTURE – Any substructure or underlying system like roads, bridges, transportation, and water and sewer lines needed for the functioning of a community.

INTERFUND TRANSFER - Transfers made from one fund to another to reimburse or pay for specific services rendered, or to more generally support the activities of another fund.

INTERGOVERNMENTAL REVENUE - Revenue received from another government for a specified purpose.

INTERNAL SERVICE FUND (ISF) - Funds used to account for the financing of goods or services provided by one department to another department on a cost reimbursement basis.

INVENTORY - A detailed listing of property currently held by the government.

\*\*\*L\*\*\*

LEVY - To impose or collect taxes, special assessments, or service charges for the support of City activities.

LINE-ITEM BUDGET - A budget that lists each expenditure category (salary, materials, telephone service, travel, etc.) separately, along with the dollar amount budgeted for each specified category.

\*\*\*M\*\*\*

MAIN STREET CORRIDOR – The Main Street Corridor is a special planning area that spans approximately 5 miles of State Highway 51. The corridor is bounded on the north by I-55 in Normal and on the south by Veterans Parkway in Bloomington. The planning process is a joint effort between both communities.

MODIFIED ACCRUAL ACCOUNTING - A basis of accounting in which expenditures are accrued but revenues are accounted for on a cash basis. This accounting technique is a combination of cash and accrual accounting since expenditures are immediately incurred as a liability while revenues are not recorded until they are received or are “measurable” and available for expenditures. Since this type of accounting basis is a conservative financial approach, it is recommended as the standard for most governmental funds.

\*\*\*N\*\*\*

NPO – Neighborhood Preservation Ordinance

\*\*\*O\*\*\*

OPEB – This is an abbreviation for Other Post-Employment Benefits. It is used in reference to the City’s health insurance liability associated with providing health insurance benefits to retirees.

OPERATING BUDGET - The portion of the budget that pertains to daily operations that provide basic governmental services. The operating budget contains appropriations for such expenditures as personnel, supplies, utilities, materials, travel and fuel.

OPERATING FUND - A fund restricted to a fiscal budget year.

\*\*\*P\*\*\*

PROPERTY TAX LEVY - A tax based on the assessed value of a property. Tax liability falls on the owner of record as of the appraisal date.

PURCHASE ORDER - A written legal document stating or confirming an offer to buy goods or services, which upon acceptance by a vendor becomes a contract. Its main function is to expedite and control buying by the City.

\*\*\*R\*\*\*

REVENUE - Funds that the government receives as income. It includes such items as tax payments, fees from specific services, receipts from other governments, fines, forfeitures, grants, shared revenues and interest income.

REVENUE BONDS - Bonds usually sold for constructing a project that will produce revenue for the government. The revenue is used to pay the principal and interest of the bond.

RESERVE - An account used to indicate that a portion of a fund's balance is legally restricted for a specific purpose and is, therefore, not available for general appropriation.

\*\*\*S\*\*\*

SPECIAL REVENUE FUNDS - Funds used to account for the proceeds from specific revenue sources (other than trusts or major capital projects) that are legally restricted to expenditures for specific purposes.

SSA BONDS - These are bonds issued for the improvement of a Special Service Area. Businesses residing within this special service area become the source of revenue for repayment of these bonds.

STORMWATER MANAGEMENT – This is a management process that addresses pollution to bodies of open water from storm runoff discharged by larger municipal storm sewer systems and construction sites disturbing the land. The Normal-Bloomington urban area did not meet the population threshold to fall under the Phase I requirements. IEPA regulations address the following minimum control measures:

1. Public education and outreach
2. Public participation and involvement
3. Illicit discharge detection and elimination
4. Construction site runoff control
5. Post construction runoff control
6. Pollution prevention and good housekeeping.

These control measures are implemented by best management practices (BMPs) that were previously developed by communities permitted in Phase I and approved by the USEPA.

\*\*\*T\*\*\*

TIF – Tax Increment Financing