


# 2025 City of Bloomington Property Tax Levy

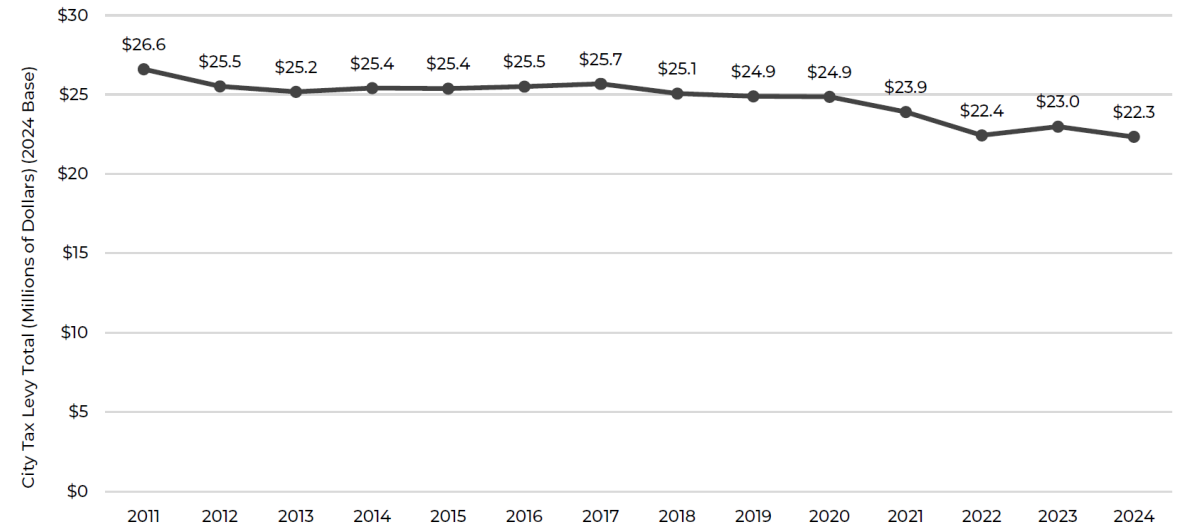
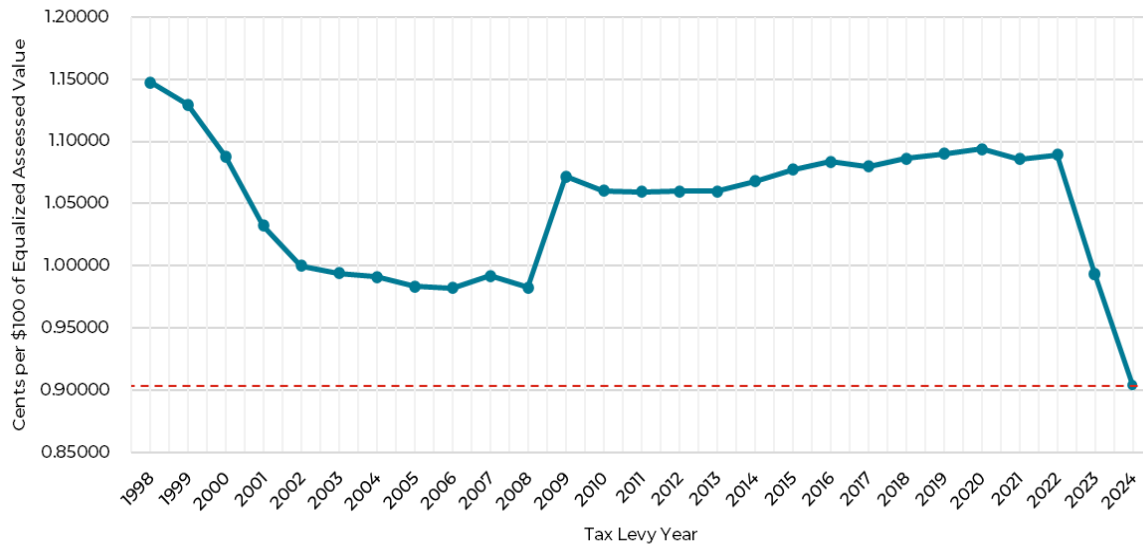
December 15, 2025



# Tax Levy Refresher

The City is approximately 11% of the Total Property Tax Levy

# City has not increased its levy since 2022



In contrast, major City cost drivers are rising at historic rates, including electricity up 66%, health insurance up 31%, pensions up 34%, IT software up 103%, casualty insurance up 72%, and core construction costs up more than 40% since FY21.

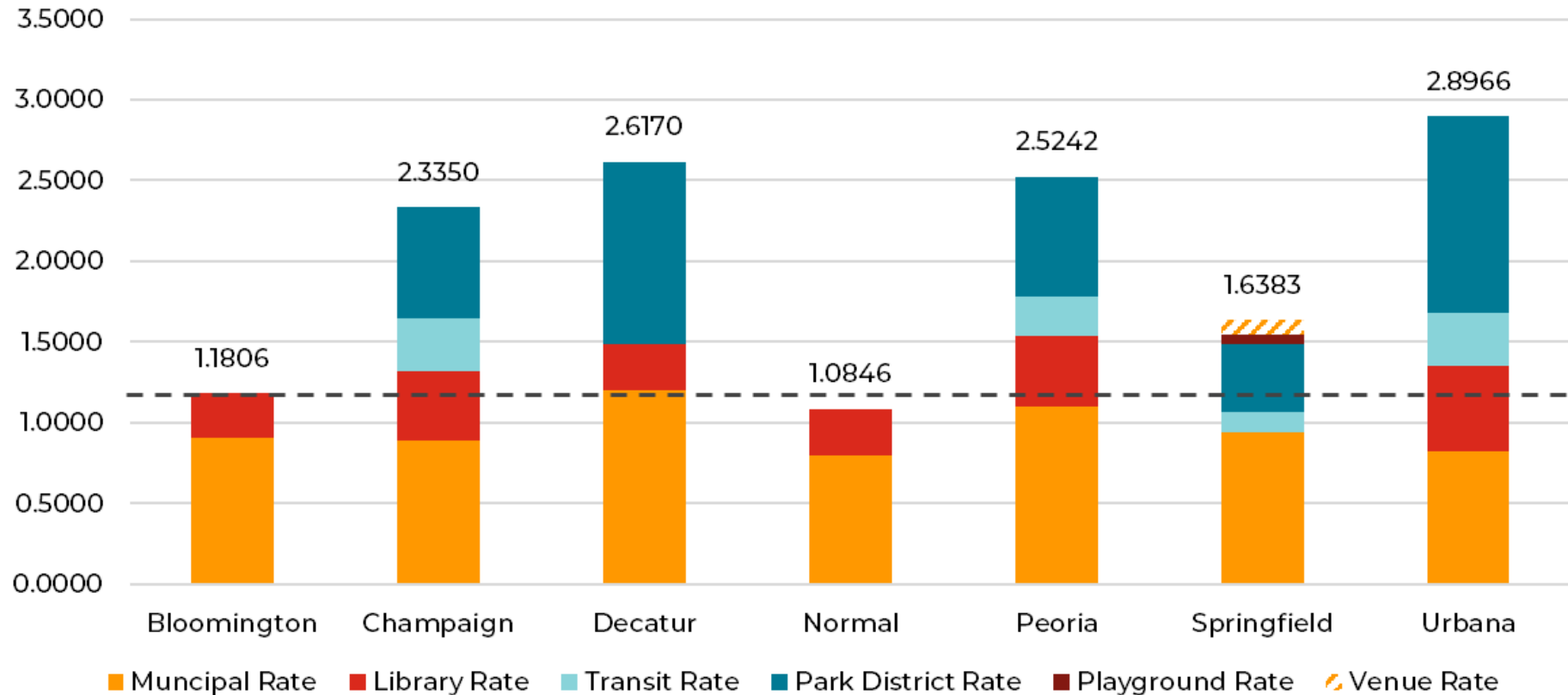
# Property Tax is a Major Revenue Source

Second  
Largest Tax  
Revenue

19% of total  
taxes

# Bloomington's Property Tax Benchmarks Low

2024 Property Tax Rates in Bloomington and Other Illinois Municipalities



# FY26 Cuts & Reductions

## In the last budget

- \$2.5M in Budget Cuts
  - Training/Professional Development cut \$115K
  - Temporary Services cut \$110K
  - Cut supplies \$370K
  - Reduced FTE's \$700K
- Nearly \$4M in equipment delays
- Reduced the Capital Improvement Fund transfer by \$2.5M

## Staffing

- Development Services cut over 5%
- Engineering cut over 5%
- Finance cut over 12%
- HR cut nearly 7%
- IT cut nearly 5%
- Parks cut nearly 2%

<i>Levy Type</i>	<i>2025 Proposed Tax Levy</i>	<i>2024 Tax Levy</i>	<i>2023 Tax Levy</i>	<i>2022 Tax Levy</i>	<i>2021 Tax Levy</i>	<i>2020 Tax Levy</i>
BONDS & INTEREST	\$1,872,381	\$1,872,381	\$1,683,345	\$969,879	\$1,804,533	\$2,153,070
FIRE PENSION	\$4,896,000	\$4,896,000	\$4,896,000	\$4,896,000	\$4,196,000	\$4,196,000
FIRE PROTECTION	\$2,900,228	\$1,900,228	\$1,900,228	\$1,900,228	\$1,900,228	\$1,900,228
GENERAL CORPORATE	\$3,279,212	\$3,279,212	\$3,468,248	\$4,181,714	\$3,347,060	\$2,723,523
IMRF	\$1,555,626	\$1,555,626	\$1,855,626	\$1,855,626	\$1,855,626	\$1,855,626
POLICE PENSION	\$4,708,000	\$4,708,000	\$4,708,000	\$4,708,000	\$4,008,000	\$4,008,000
POLICE PROTECTION	\$2,526,473	\$1,526,473	\$1,526,473	\$1,526,473	\$1,526,473	\$1,526,473
PUBLIC PARKS	\$2,001,454	\$1,001,454	\$1,001,454	\$1,001,454	\$1,001,454	\$1,001,454
SOCIAL SECURITY	\$1,581,010	\$1,581,010	\$1,281,010	\$1,281,010	\$1,281,010	\$1,281,010
<b>TOTALS</b>	<b>\$25,320,384</b>	<b>\$22,320,384</b>	<b>\$22,320,384</b>	<b>\$22,320,384</b>	<b>\$20,920,384</b>	<b>\$20,645,384</b>
Dollar Increase/(Decrease)	\$3,000,000	\$0	\$0	\$1,400,000	\$275,000	\$134,000
Percent Increase/(Decrease)	13.44%	0.00%	0.00%	6.69%	1.33%	0.65%
EAV	2,663,477,189	2,468,852,375	2,248,095,820	2,048,944,043	1,926,553,423	1,887,703,781
<b>Estimated Tax Rate</b>	<b>0.95065%</b>	<b>0.90408%</b>	<b>0.9929%</b>	<b>1.0894%</b>	<b>1.0859%</b>	<b>1.0937%</b>
<b>Rate Change</b>	0.0466%	-0.0888%	-0.0965%	0.0035%	-0.0078%	0.0036%

# Proposed Tax Levy

- **Levy Amount: \$25,320,384**
  - Additional \$1M directly to Police Protection, Fire Protection and Public Parks
  - Levy amount increase of 13.44%
- **Estimated Tax Rate: .95%**
  - Rate Increase of 5.09%

# Why is an increase needed?



Costs for essential services have risen sharply in recent years, outpacing revenues and inflation



The City's property tax levy has remained unchanged since 2022 despite drastically rising costs



The new revenue helps sustain core services such as Police, Fire, and Parks at the levels residents expect



Provides capacity to prioritize long deferred infrastructure needs across the community



Strengthens long term financial stability and prepares the City for future capital and operating demands

# Council Discussion & Action